

Education sources for retailers

Report a violator

[Report violations of tobacco sales to minors in King County](#). You may remain anonymous when submitting this information. Be sure to include the following in your report:

- Date and time of suspected violation
- Name of store
- Address of store
- Additional comments you might have

Acceptable forms of identification for tobacco sales

All forms of acceptable Identification must have the person's picture, name, address, date of birth, physical description, and signature. Acceptable forms of ID include:

- Drivers license, drivers permit or identification card issued by any state in the US or Canadian Province
- US Military ID card
- Passport
- [Some Tribal ID's are now acceptable](#)
- A merchant marine ID card (issued by US Coast Guard)

If you think the ID is not valid, you have the right and responsibility to refuse selling the tobacco product. Don't forget to check the expiration date. If you are interested in obtaining information about other states' IDs, please call us at 206-296-7613.

- **Temporary paper IDs or driver licenses** are only acceptable if accompanied with the previous (valid or expired) ID/license.
- **A punched WA State driver license** is still considered an acceptable form of ID as long as it is not expired. This happens when a person can no longer drive, but can still use the license for ID purposes.

Checking ID

Don't be afraid to ask everyone for identification. Your customers will understand and appreciate your efforts to keep tobacco out of the hands of minors. Checking ID is a critical step refusing to sell tobacco to minors. In fact, clerks that ask for ID are almost six times more likely to refuse to sell tobacco to a minor. **Don't take any chances - always ask for ID to make sure the customer is 18 or older.**

Checking identification is easier than you might think. The key is to become familiar with the different types of ID's that you will be checking.

1. Check the orientation of the ID



Tall (portrait/vertical):
Person is *UNDER 18*
at time of issue.

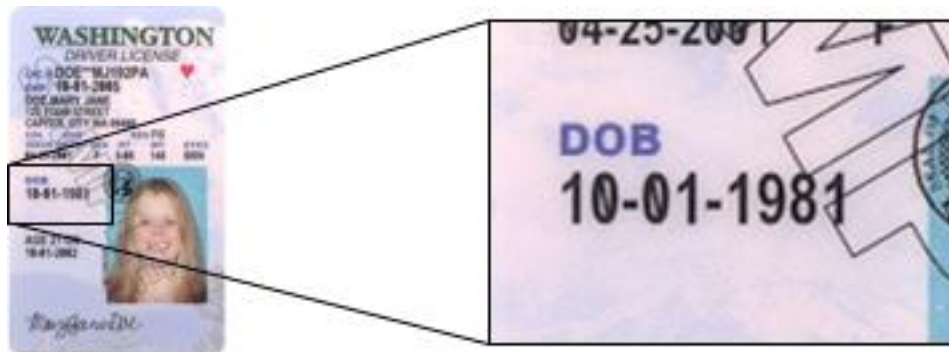


Wide (landscape/standard):
Person is *21 or older*
in the date of issue.

2. Check photo

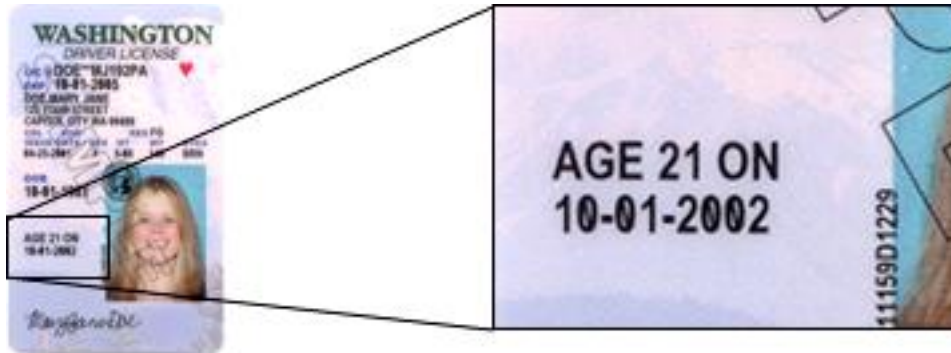
- The photo must be of the person who is presenting it to you.
- Has the photo been altered? If the photo has been altered or doesn't match the person -- refuse the sale.

3. Check the date of birth




i You can use the “Must be born before...” age signs to help you determine if the person is at least 18 years old.

4. Check the age identifier “AGE 18 ON” or “AGE 21 ON”



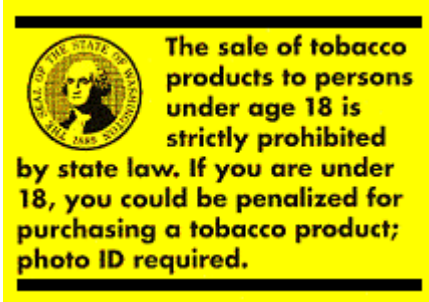
- i** Vertical IDs should be an instant red flag. Look for the stamp to the left of the person’s picture that states “Age 18 on...” or “Age 21 on...” This is an easy way to avoid calculation errors.
- i** Remember that someone who is 18 or older still may have an ID/license that shows, “AGE 18 ON...” Be sure to read the date under this heading to be sure that day has passed.

5. Check the expiration date



- i** If the customer’s Washington ID has expired, he or she must **also** show either a valid temporary ID with the expired card, or have a current expiration extension sticker on the card.

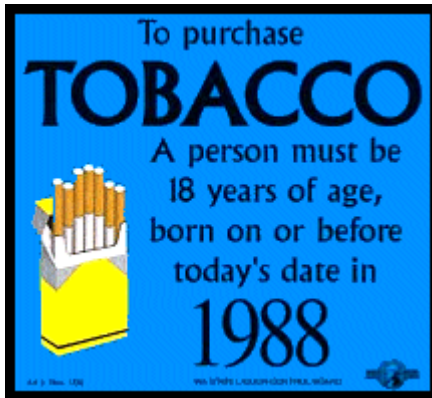
Required signage



This yellow sign is required by the State of Washington to be posted so that it is clearly visible to anyone buying tobacco products.

You may get this free sign by calling the Tobacco Prevention Program at 206-296-7613.

Additional signage



The popular "born before..." stickers may be obtained by calling the Tobacco Prevention Program at 206-296-7613 or the [Washington State Liquor Control Board](#) at 360-664-1731 or by email at met@liq.wa.gov.

Note: The best placement for this sign is on or near the register facing your clerks, NOT facing the customer.