

# Lewis County Public Health & Social Services Environmental Services Division

125 NW Chehalis Ave, Chehalis, WA 98532 • Phone: (360) 740-1146 • [www.lewiscountywa.gov](http://www.lewiscountywa.gov)

## SEPTIC PERMIT

**Project Description:**      **Residential**      **Commercial**

Tax Parcel Number: \_\_\_\_\_

Site Address: \_\_\_\_\_

Owners Name: \_\_\_\_\_ Phone Number: \_\_\_\_\_

Mailing Address: \_\_\_\_\_

Email Address: \_\_\_\_\_

**Applicant Information:**      **Same as Owner**      **Authorized Agent**

Name: \_\_\_\_\_ Phone Number: \_\_\_\_\_

Mailing Address: \_\_\_\_\_

Email Address: \_\_\_\_\_

### Project Information:

Acreage: \_\_\_\_\_ Number of Bedrooms: \_\_\_\_\_

Detailed Directions to Site:

New Construction / Expansion

Repair / Alteration

Soil Evaluation

Operation / Maintenance

Connect / Reconnect: \_\_\_\_\_

Other: \_\_\_\_\_

\_\_\_\_\_

\_\_\_\_\_

\_\_\_\_\_

\_\_\_\_\_

\_\_\_\_\_

Is Access Blocked by Gate?      Yes      No

### Water Source

Individual Well      Shared Well      Public/Municipal/ID #: \_\_\_\_\_ Other: \_\_\_\_\_

### Acknowledgment and Permission to Enter

I understand that any permits issued by Lewis County, consistent with the attached site plan, are valid ONLY if construction is in according to this plan and all other conditions of the permit are followed.

Further I understand that County regulations require permission to County personnel to enter private property to conduct inspections.

By my signature below, permission is granted for representatives of Environmental Services to enter and remain on and about the property for the sole purposed of performing required inspections relating to this permit.

By my signature below, I certify that I am either the current legal owner of this property or their authorized representative. With this document, I take full responsibility for the lawful actions that this document allows.

Signature: \_\_\_\_\_ Date: \_\_\_\_\_

**Owner**

**Authorized Agent**

#### Application Expiration:

Incomplete applications or applications that do not result in permit issuance shall expire one (1) year from the date of application as specified in Lewis County Code Chapter 8.40.(4)(e)

#### Right to Appeal:

Any person aggrieved by a decision of an inspection or notice made by the health officer shall have the right to appeal the matter as specified in Lewis County Code

**Permit Number:** \_\_\_\_\_

**Master Site Review:** \_\_\_\_\_

**Date Received:** \_\_\_\_\_

**Permit Tech:** \_\_\_\_\_

**For Official Use Only:**

Permit/ Application Number: \_\_\_\_\_

Master Site Review Number: \_\_\_\_\_

Fee \$: \_\_\_\_\_ Receipt # \_\_\_\_\_

**Permit Approved:** By \_\_\_\_\_

Date \_\_\_\_\_

**Permit Denied:** By \_\_\_\_\_

Date \_\_\_\_\_

**Sewage Permit Issued:** \_\_\_\_\_

**Expires:** \_\_\_\_\_

Additional comments/information/conditions:

\_\_\_\_\_  
\_\_\_\_\_  
\_\_\_\_\_  
\_\_\_\_\_  
\_\_\_\_\_  
\_\_\_\_\_

**Previous Records:** \_\_\_\_\_

**Site Inspection**

Soil Class \_\_\_\_\_

Septic Tank(s) \_\_\_\_\_ gal. Pump Req'd: Yes ☐ No ☐

Maximum Trench Depth \_\_\_\_\_ in.

Distribution Line Total \_\_\_\_\_ ft.

Filtration Area: \_\_\_\_\_ sq. ft.

Application Rate: \_\_\_\_\_ gal./sq. ft./ day

Design Flow: \_\_\_\_\_ gallons/day

Fill Required: \_\_\_\_\_ in.

System Designer: \_\_\_\_\_

**Site Characteristics/Comments:** \_\_\_\_\_

\_\_\_\_\_  
\_\_\_\_\_  
\_\_\_\_\_  
\_\_\_\_\_  
\_\_\_\_\_  
\_\_\_\_\_  
\_\_\_\_\_  
\_\_\_\_\_  
\_\_\_\_\_  
\_\_\_\_\_  
\_\_\_\_\_

# Lewis County Public Health & Social Services Environmental Services Division

125 NW Chehalis Ave, Chehalis, WA 98532 • Phone: (360) 740-1146 • [www.lewiscountywa.gov](http://www.lewiscountywa.gov)

---

## SEPTIC APPLICATION HANDOUT

Once a complete application is received it will be forwarded to the Environmental Health Specialist for review and processing. You will be notified by phone or mail of any additional requirements. Incomplete applications may not be accepted and could result in a delay in permit issuance.

**Note: Applications expire one year from the date of submittal if a permit cannot be issued.**

**Fees cannot be refunded on expired applications.**

### Site Preparation:

Do **NOT** clear the property. It is okay to cut down the brush (except wetland plants or streamside buffers), but do not disturb the soil or drive equipment over it when it is wet. Disturbing the soil (scraping off the topsoil, bringing in fill material, making ruts, etc.), changes the structure and/or the amount of soil. It is the amount, type, and structure of soil that is looked at when determining potential for sewage treatment. Every inch of soil counts, drain-fields cannot be permitted in disturbed soil and/or fill material.

Be sure that the development site is located at least 125 feet from any mapped wetland or hydric soils. If any part of your proposal (including structures or the septic system) is located within 125 feet of wetlands or hydric soils, you may be required to hire a wetland consultant to confirm and/or map wetlands in order to maintain setbacks. The Permit Center can provide more information about your property and the potential for wetland or hydric soils.

Drain-fields must be located 100 feet from all wells and surface water (tanks 50 feet). Make sure the test holes are dug accordingly.

### Test hole requirements: (See attached examples)

Test holes must be a minimum of 6 feet deep, 3 feet wide, and graded at an angle no less than 35 degrees. An inspector will be walking into the holes to determine the soil characteristics. Test holes must allow for safe entry and egress.

- Dig at least three (3) test holes
- 50 feet apart from each other.
- Two (2) in the primary drain-field area
- One (1) in the reserve drain-field area.

It is OK to dig more than three test holes. We are looking at the depth of unsaturated, original, undisturbed soil between the bottom of the proposed disposal component and the highest seasonal water table, restrictive layer, or a gravelly, sandy soil.

### Submit application with fee payment

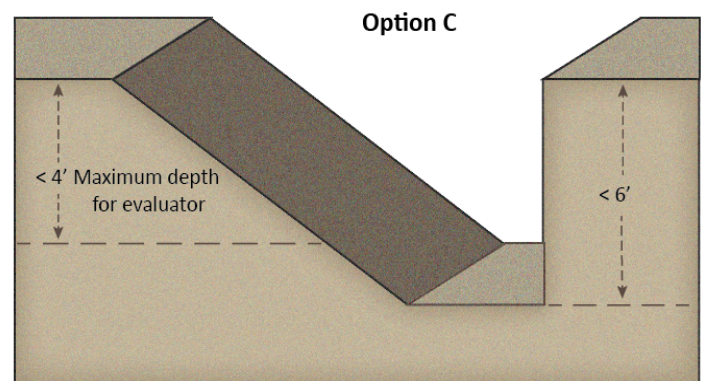
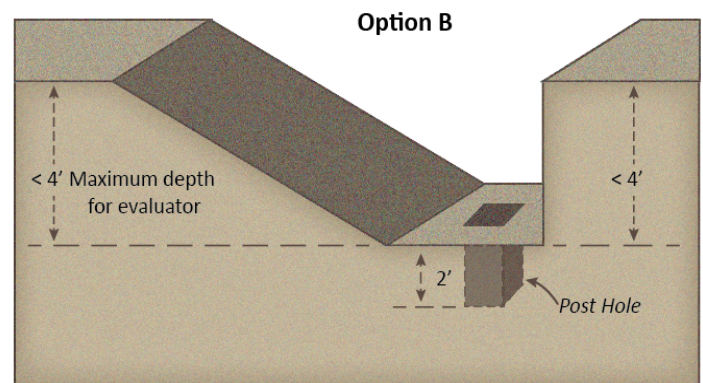
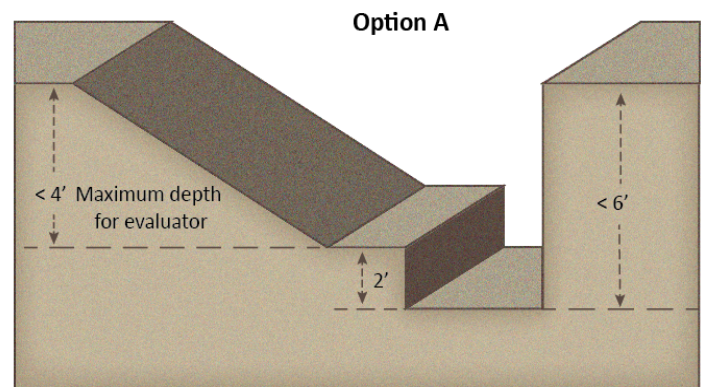
- A Master Site Review approval will be required prior to submittal of a Septic Permit Application.
- Sewage permit application \$840 for residential site and \$1,020 for a commercial site\*
- Design Review fee \$505 for residential site (required if sewage system must be designed) and \$1,010 for a commercial site\*
- Other fees may apply depending if your site is located in a flood zone, shorelines, etc.

# Guidelines for Test Pit Construction for On-site Sewage Systems

Safety and soil characterization are both important when constructing a test pit for an on-site sewage system soil review. The three test pit options in this guidance will meet the Washington State Labor and Industries (L&I) safety requirements in Chapter 296-155 WAC. The three options can be used for all soil types listed in On-Site Sewage Systems Chapter 246-272A WAC and Chapter 246-272B WAC except as noted below. Local Health Jurisdictions may have more specific guidance for their local area. The reviewing agency should be consulted before test pits are constructed.

## Test Pit Construction

- Call 811 to locate underground utilities prior to digging.
- All test pits must be evaluated for stability by a competent person per WAC 296-155-657. Test pits shall not be entered if deemed unstable.
- Use the least stable soil for evaluating test pit stability when there is a layered soil profile.
- Regardless of soil type, a test pit that shows distress such as fissures or cracks is deemed unstable.
- Benching for test pit stability can only be done in unsaturated soils with greater than 15% fines (silt and clay). This means some DOH Type 1, Type 2, and Type 3 soils and soils seeping freely may not qualify for Test Pit Option A.
- The three test pit options do not allow an evaluator to enter the test pit to a depth greater than 4 feet. To enter to a depth greater than 4 feet, additional requirements in WAC 296-155-657 must be followed.
- Every test pit must have a ramp that provides for entry and exit into the test pit without the need of aid.
- All spoils must be placed at least 2 feet from the edge of the test pit.
- All equipment within 20 feet of the test pit should be shut down when a person is in the test pit.
- For Large On-site Sewage Systems (LOSS) an excavator must be on site.
- Test pits shall not be left open for an extended period unless properly barricaded per L&I regulation. An example of a properly barricaded test pit is orange construction fencing surrounding the entire test pit and secured by metal fence posts.



For more information contact Washington State Department of Labor and Industries, your local health jurisdiction, or the Washington State Department of Health.