


## Submitting a Master Site Review

The first step to submitting a Master Site Review is logging into your online portal account located here:  
<https://lewiscountywa.gov/departments/community-development/>


Once logged in, you will want to click on apply.



[Home](#) [Bradley Clark](#) ▼  
Select Language ▼ Powered by [Google Translate](#)

Applications [Contact Us](#)

[SEARCH](#)  
Enter at least 2 characters

  
**Apply Online**  
Apply online with our quick and easy process  
[APPLY »](#)

You have **1 inspection** upcoming  
11/21 125 NW

**My Inspections**  
Request an inspection when you are ready  
[REQUEST »](#)

[View Applications](#)  
10 in progress  
8 active  
0 expired / inactive  
0 closed

**My Applications**  
Review your applications and inspection results  
[VIEW »](#)

You will then select Planning and Zoning Applications from the pull down menu. Then select Master Site Review.

### What type of application do you need today?

Select a category to view your options

Planning and Zoning Applications

- ☐ Administrative Approval [i](#)
- ☐ Administrative Reduction [i](#)
- ☐ Administrative Variance [i](#)
- ☐ Appeal Of Administrative Decision [i](#)
- ☐ Binding Site Plan Application Or Amendment [i](#)
- ☐ Boundary Line Adjustment [i](#)
- ☐ Final Map Review [i](#)
- ☐ Land Development Review (LDR) [i](#)
- ☐ Large Lot Subdivision [i](#)
- ☐ Long Plat Subdivision Preliminary [i](#)
- ☒ Master Site Review [i](#)
- ☐ Pre-Submission Conference [i](#)
- ☐ SEPA [i](#)
- ☐ Shoreline Application [i](#)
- ☐ Shoreline Exemption [i](#)
- ☐ Short Subdivision [i](#)
- ☐ Short Term Rentals
- ☐ Simple Segregation [i](#)
- ☐ Special Use Permit [i](#)
- ☐ Special Use Permit – Mining Operation [i](#)
- ☐ Wireless Communications Facility [i](#)

A parcel number or address will need to be given. Once you start typing options will appear in a list underneath. Will need to select from options on dropdown menu.

Where is your project located?

SYSTEM REQUIRES ADDRESS to Be Selected From Options Available on Dropdown Menu.

If entering a parcel ID number do not use any special characters.

I want to enter a parcel # instead.

Address:

125 NW

125 NW CHEHALIS AVE CHEHALIS , WA 00000

Parcel Number: 003744002000

Primary: No Begins: 11/10/2025


State:

Zip Code:

WA ▾


From here once the application opens up, you will need to open up each tab and fill out each required field \*. For submittals, there is only one required. Click on upload and select your site plan to upload. This is the last required item. From here you can submit your application.

▼ Details


 Not Complete



▲ Submittals

At least 1 file must be uploaded for each submittal requirement

 Not Complete

Additional documentation is needed for your application. At least one document must be uploaded for each requirement for this section to be considered complete. Please check to ensure you have included all the information requested. Please review the [Site Plan Checklist](#) prior to the submittal of the site plan.

\* Required for Application  
 Required before application can be closed

Submittal Name	Received	Version	Status	
Site Plan *	--	1	Pending	 <a href="#">Upload</a>
Application Fees	--	1	Pending	 <a href="#">0 Files</a>

The permit center will review the submittal, and once it can be accepted, they will notify you that fees can be paid. When fees are ready you can go back into the portal, open up your application and there will be an option at the to of the screen to pay fees either with a credit card or electronic check.