

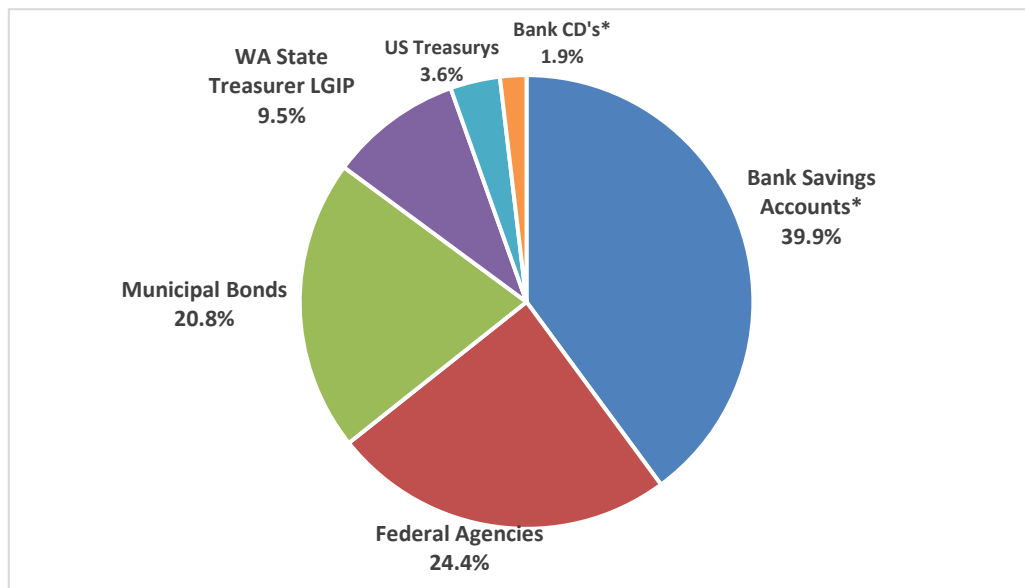
# LEWIS COUNTY INVESTMENT POOL (LCIP)

March 31, 2025



## Sector Diversification

Sector	Book Value
Bank Savings Accounts*	65,322,862
Federal Agencies	39,990,587
Municipal Bonds	34,045,083
WA State Treasurer LGIP	15,473,087
US Treasurys	5,814,566
Bank CD's*	3,078,057
	<b><u>\$163,724,242</u></b>



\*The County's bank deposit accounts at Umpqua Bank, Pacific Premier Bank and HomeStreet Bank are insured up to FDIC limits and are fully collateralized (100%) by the Public Deposit Protection Commission.

Note: The Washington State Treasurer's LGIP also has deposits at Umpqua, Pacific Premier and HomeStreet.

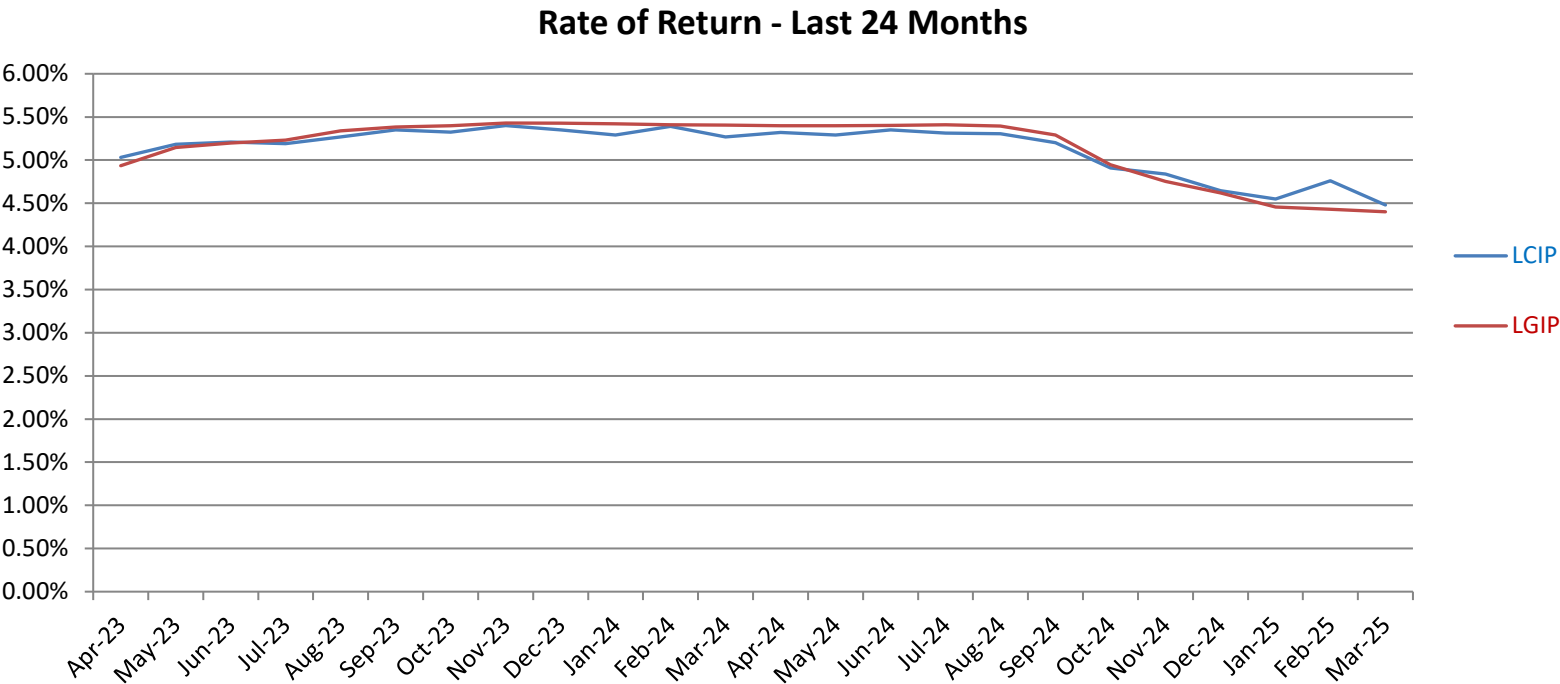
# LEWIS COUNTY INVESTMENT POOL (LCIP)

## March 31, 2025



### Monthly Earnings and Rate of Return

Gross Earnings	\$598,685
Average Daily Balance	\$157,414,511
LCIP	4.48%
WA State Treasurer LGIP	4.40%



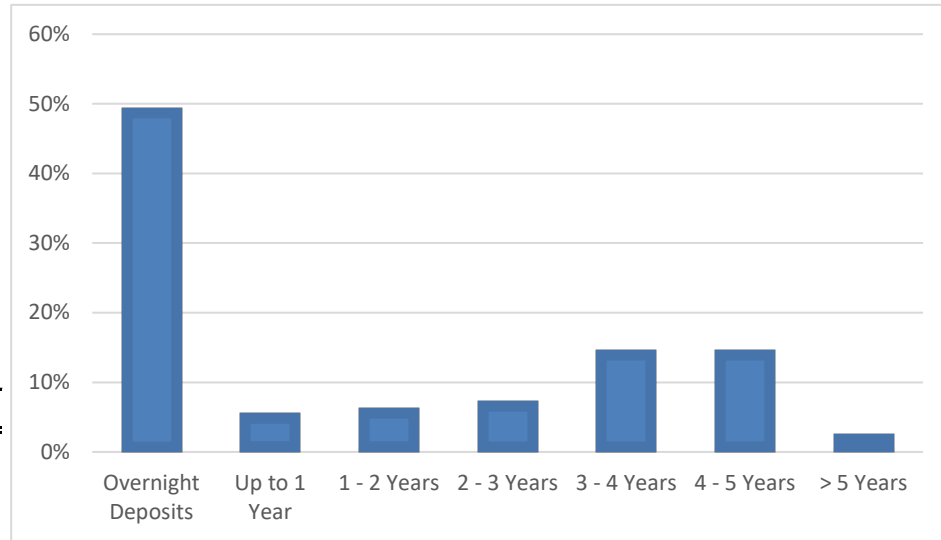
## LEWIS COUNTY INVESTMENT POOL (LCIP)

March 31, 2025



### Maturity Distribution

Maturity Range	Book Value	
Overnight Deposits	80,795,948.67	49%
Up to 1 Year	8,965,655	5%
1 - 2 Years	10,233,104	6%
2 - 3 Years	11,856,199	7%
3 - 4 Years	23,818,983	15%
4 - 5 Years	23,967,496	15%
> 5 Years	4,086,857	2%
	<b>\$163,724,242</b>	<b>100%</b>



LCIP Weighted Avg. Maturity (WAM) = 438 days

*The higher the WAM, the more stable and durable the portfolio's returns.*

# LEWIS COUNTY INVESTMENT POOL (LCIP)

March 31, 2025

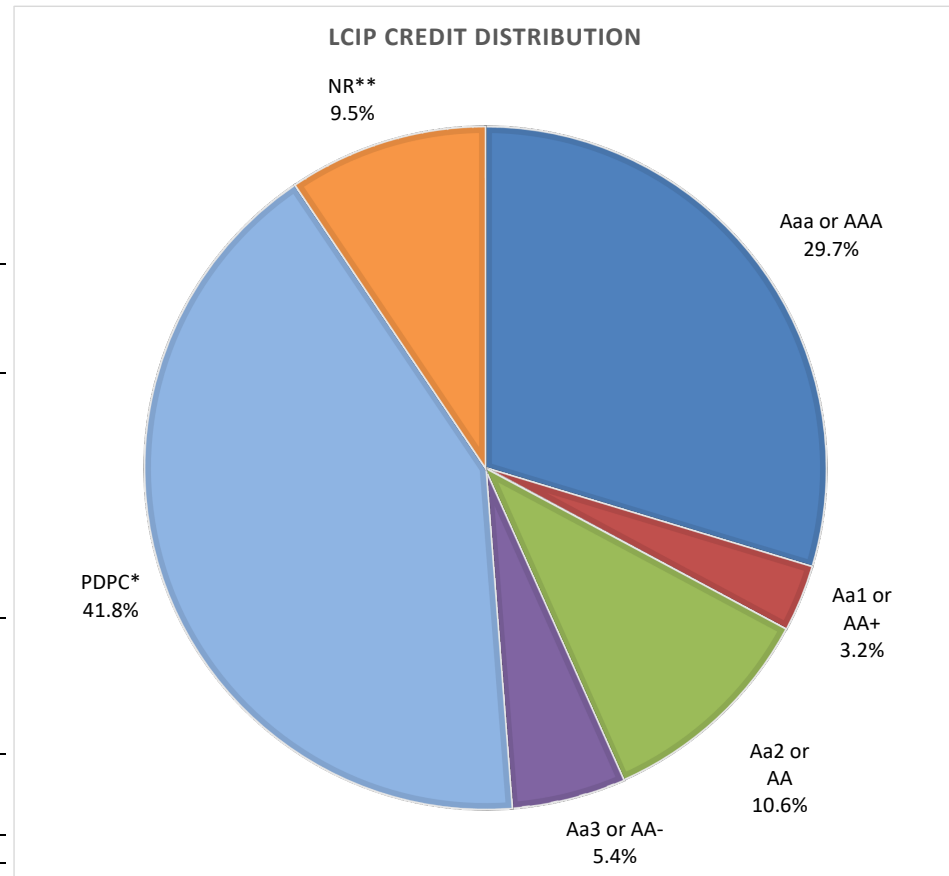
## Credit Quality

### Bond Ratings

Moody's	S&P	
Aaa	AAA	County Policy Compliant
Aa1	AA+	County Policy Compliant
Aa2	AA	County Policy Compliant
Aa3	AA-	County Policy Compliant



Issuer	Bond Rating	Book Value	
Federal Home Loan Bank	Aaa or AAA	17,005,634.23	
Federal Home Loan Mort Corp	Aaa or AAA	8,105,913	
Federal Farm Credit Bank	Aaa or AAA	6,471,010	
US Treasury Notes	Aaa or AAA	5,814,566	
Federal National Mortgage Assn	Aaa or AAA	4,518,880	
Farmer Mac	Aaa or AAA	3,889,149	
San Antonio TX	Aaa or AAA	2,038,706	
San Fran CA City & Cnty	Aaa or AAA	717,612	\$48,561,471
Malheur Cnty OR Sch Dist GO	Aa1 or AA+	2,023,270	
New York State GO	Aa1 or AA+	1,834,129	
Marion County Oregon School	Aa1 or AA+	818,536	
Houston TX Cmnty College Sys	Aa1 or AA+	504,255	5,180,190
Milwaukee WI GO	Aa2 or AA	4,479,312	
Fargo North Dakota	Aa2 or AA	2,095,064	
Oregon St Sch Brds Assn Short	Aa2 or AA	2,057,197	
Ysleta TX Sch Dist GO	Aa2 or AA	1,943,389	
Palomar CA Cmnty College	Aa2 or AA	1,799,273	
New York NY GO	Aa2 or AA	1,558,064	
California State Various Purp	Aa2 or AA	1,382,889	
Stratford CT GO	Aa2 or AA	1,029,500	
Douglas County WA PUD	Aa2 or AA	937,478	17,282,166
Tulsa Cnty OK Indpt Sch Dist 11	Aa3 or AA-	4,025,594	
Brockton MA GO Pension	Aa3 or AA-	1,879,137	
Woodbridge Township Bd of Ed	Aa3 or AA-	1,018,228	
Connecticut St GO	Aa3 or AA-	996,089	
Washington St Higher Ed Rev	Aa3 or AA-	907,363	8,826,410
Pacific Premier Bank	PDPC*	50,631,568	
Umpqua Bank	PDPC*	14,691,294	
HomeStreet Bank	PDPC*	3,078,057	68,400,919
WA State Treasurer LGIP	NR**	15,473,087	15,473,087
		<b>\$163,724,242</b>	<b>\$163,724,242</b>



\*The County's bank deposit accounts at Umpqua Bank and Pacific Premier Bank are insured up to FDIC limits and are fully collateralized (100%) by the Public Deposit Protection Commission (PDPC).

\*\*The Washington State Treasurer's LGIP is not rated by a ratings agency. LGIP holdings also include deposits at Umpqua and Pacific Premier.

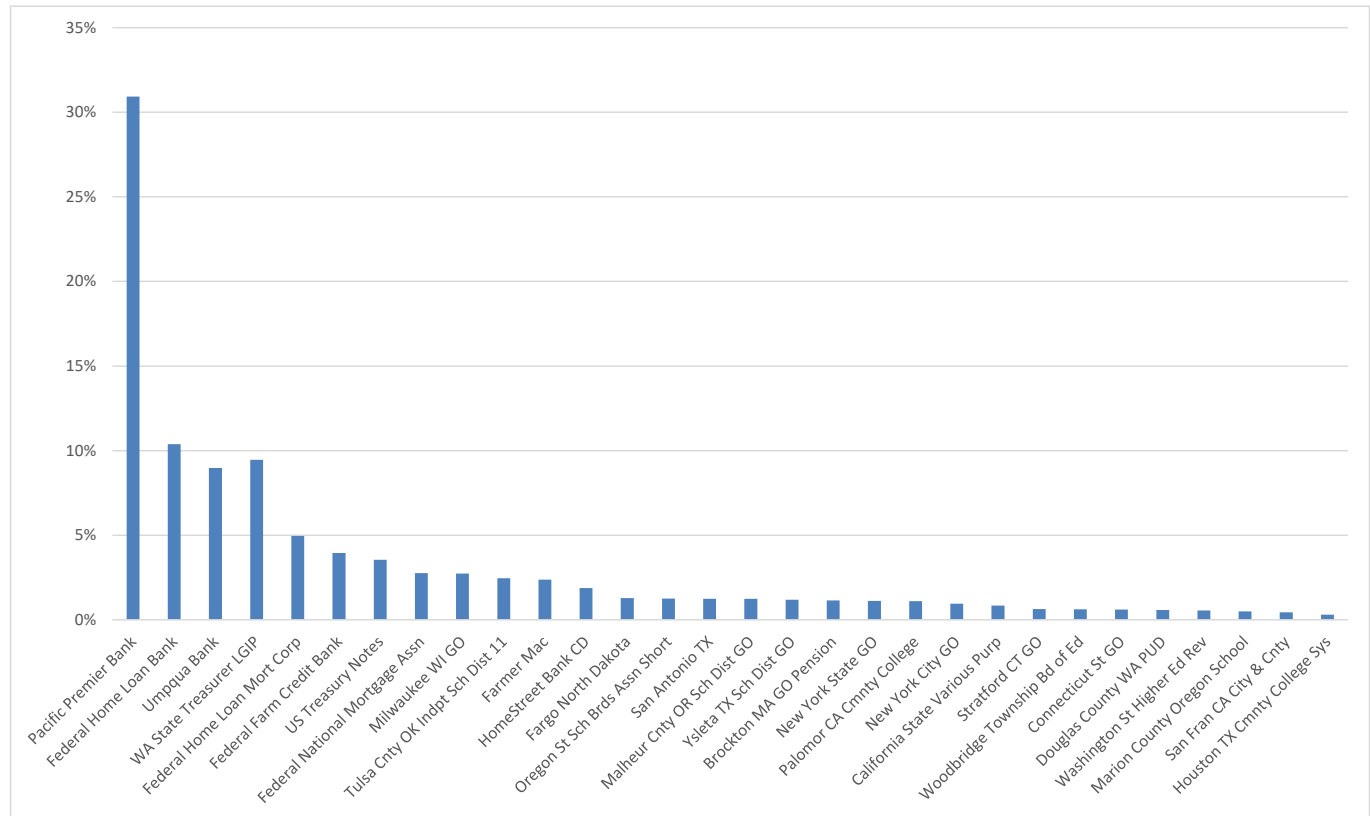
# LEWIS COUNTY INVESTMENT POOL (LCIP)

March 31, 2025



## Issuer Concentration

Issuer	Book Value	
Pacific Premier Bank	50,631,567.79	30.9%
Federal Home Loan Bank	17,005,634	10.4%
Umpqua Bank	14,691,294	9.0%
WA State Treasurer LGIP	15,473,087	9.5%
Federal Home Loan Mort Corp	8,105,913	5.0%
Federal Farm Credit Bank	6,471,010	4.0%
US Treasury Notes	5,814,566	3.6%
Federal National Mortgage Assn	4,518,880	2.8%
Milwaukee WI GO	4,479,312	2.7%
Tulsa Cnty OK Indpt Sch Dist 11	4,025,594	2.5%
Farmer Mac	3,889,149	2.4%
HomeStreet Bank CD	3,078,057	1.9%
Fargo North Dakota	2,095,064	1.3%
Oregon St Sch Brds Assn Short	2,057,197	1.3%
San Antonio TX	2,038,706	1.2%
Malheur Cnty OR Sch Dist GO	2,023,270	1.2%
Ysleta TX Sch Dist GO	1,943,389	1.2%
Brockton MA GO Pension	1,879,137	1.1%
New York State GO	1,834,129	1.1%
Palomor CA Cmnty College	1,799,273	1.1%
New York City GO	1,558,064	1.0%
California State Various Purp	1,382,889	0.8%
Stratford CT GO	1,029,500	0.6%
Woodbridge Township Bd of Ed	1,018,228	0.6%
Connecticut St GO	996,089	0.6%
Douglas County WA PUD	937,478	0.6%
Washington St Higher Ed Rev	907,363	0.6%
Marion County Oregon School	818,536	0.5%
San Fran CA City & Cnty	717,612	0.4%
Houston TX Cmnty College Sys	504,255	0.3%
	<b>\$163,724,242</b>	<b>100%</b>





**Lewis County Investment Pool  
Portfolio Management  
Portfolio Summary  
March 31, 2025**

Lewis County Treasurer  
PO Box 509  
Chehalis, WA 98532  
(360)740-1115

Investments	Par Value	Market Value	Book Value	% of Portfolio	Term	Days to Maturity	YTM/C
Federal Agency Issues - Coupon	40,142,000.00	40,053,533.63	39,990,586.88	24.43	1,506	601	4.548
Treasury Securities - Coupon	6,210,000.00	5,877,551.55	5,814,566.07	3.55	1,373	1,148	4.305
LGIP	15,473,086.89	15,473,086.89	15,473,086.89	9.45	1	1	4.429
Bank Savings Accounts	65,322,861.78	65,322,861.78	65,322,861.78	39.90	1	1	4.625
Municipal Bonds	35,580,000.00	34,013,355.85	34,045,083.46	20.79	1,634	1,170	4.356
Certificates of Deposit - Compound	3,078,057.01	3,078,057.01	3,078,057.01	1.88	546	344	4.650
	<b>165,806,005.68</b>	<b>163,818,446.71</b>	<b>163,724,242.09</b>	<b>100.00%</b>	<b>767</b>	<b>438</b>	<b>4.521</b>
<b>Investments</b>							
<b>Cash and Accrued Interest</b>							
Accrued Interest at Purchase		19,983.44	19,983.44				
Ending Accrued Interest		666,334.14	666,334.14				
Subtotal		686,317.58	686,317.58				
	<b>165,806,005.68</b>	<b>164,504,764.29</b>	<b>164,410,559.67</b>		<b>767</b>	<b>438</b>	<b>4.521</b>
<b>Total Cash and Investments Value</b>							

Total Earnings	March 31	Month Ending	Fiscal Year To Date
Current Year	598,684.68		1,771,936.72
<b>Average Daily Balance</b>	<b>157,414,510.61</b>		<b>129,115,277.06</b>
<b>Effective Rate of Return</b>	<b>4.48%</b>		<b>5.57%</b>

I hereby certify that the investments contained herein are made in accordance with the current investment policy approved and adopted by the Lewis County Finance Committee, including any amendments thereafter. Copies of the policy are available upon request from the Lewis County Treasurer. These reports comply with applicable GASB Statements. Each month the Lewis County Treasurer marks to market each investment position.

Arny Davis-Treasurer, Rodney Reynolds-Investment Officer

Reporting period 03/01/2025-03/31/2025

Run Date: 04/21/2025 - 10:49

**Lewis County Investment Pool**  
**Portfolio Management**  
**Portfolio Details - Investments**  
**March 31, 2025**

Page 1

CUSIP	Investment #	Issuer	Average Balance	Purchase Date	Par Value	Market Value	Book Value	Stated Rate	S&P	YTM/C Maturity	Days to Maturity	Maturity Date
<b>Federal Agency Issues - Coupon</b>												
31422XQW5	1027	FARMER MAC		02/28/2024	2,000,000.00	1,907,669.58	1,892,983.68	1.150		4.570	615	12/07/2026
31424WWN8	1056	FARMER MAC		03/18/2025	2,000,000.00	2,001,057.24	1,996,165.75	4.000		4.060	1,260	09/12/2028
3133EPLC7	1010	Federal Farm Credit Bank		05/31/2023	2,000,000.00	1,999,345.72	1,997,384.98	4.125		4.278	331	02/26/2026
3133EMQW5	1014	Federal Farm Credit Bank		06/20/2023	2,000,000.00	1,882,638.14	1,873,624.69	0.780		4.470	686	02/16/2027
3133ERW72	1054	Federal Farm Credit Bank		02/25/2025	2,600,000.00	2,598,919.13	2,600,000.00	5.070		4.984	22	07/23/2029
3130AVZ47	1007	Federal Home Loan Bank		05/15/2023	2,000,000.00	1,998,933.42	2,000,000.00	4.730		4.730	1,140	05/15/2028
3130B0RU5	1030	Federal Home Loan Bank		04/26/2024	2,000,000.00	2,007,442.22	1,987,263.18	4.820		5.037	462	07/07/2028
3130AWTR1	1048	Federal Home Loan Bank		11/21/2024	2,500,000.00	2,535,263.05	2,507,726.19	4.375		4.275	1,256	09/08/2028
3130B3ZD8	1049	Federal Home Loan Bank		12/09/2024	2,000,000.00	1,998,242.62	2,000,000.00	4.750		4.750	69	06/09/2028
3130B3ZZ9	1050	Federal Home Loan Bank		12/11/2024	2,500,000.00	2,503,795.38	2,500,000.00	4.440		4.440	619	12/11/2029
3130B44K4	1051	Federal Home Loan Bank		01/06/2025	2,000,000.00	2,002,511.28	1,991,792.92	4.820		4.910	269	06/26/2030
3130B4D65	1052	Federal Home Loan Bank		01/06/2025	2,000,000.00	2,014,604.34	2,000,000.00	4.650		4.649	629	12/21/2029
3130AVBC5	1055	Federal Home Loan Bank		03/06/2025	2,000,000.00	2,022,841.12	2,018,851.94	4.500		3.991	710	03/12/2027
3134GWD52	1016	Federal Home Loan Mort. Corp.		07/25/2023	2,180,000.00	2,146,775.71	2,143,100.92	0.680		4.980	62	09/02/2025
3134HADY6	1038	Federal Home Loan Mort. Corp.		08/14/2024	2,000,000.00	1,967,275.70	1,978,834.41	4.000		4.272	1,596	08/14/2029
3134HANN9	1042	Federal Home Loan Mort. Corp.		10/03/2024	2,000,000.00	1,950,475.04	1,983,977.78	3.625		3.845	2	04/03/2029
3134HA4E0	1053	Federal Home Loan Mort. Corp.		01/31/2025	2,000,000.00	2,000,795.98	2,000,000.00	5.050		5.039	212	01/30/2030
31359MEU3	1025	Federal National Mortgage Asso		01/04/2024	1,862,000.00	2,020,523.01	2,018,880.44	6.250		3.960	1,505	05/15/2029
3135GAZ79	1047	Federal National Mortgage Asso		11/18/2024	2,500,000.00	2,494,424.95	2,500,000.00	5.000		5.000	136	11/15/2029
<b>Subtotal and Average</b>			<b>38,562,912.73</b>		<b>40,142,000.00</b>	<b>40,053,533.63</b>	<b>39,990,586.88</b>			<b>4.548</b>	<b>601</b>	
<b>Treasury Securities - Coupon</b>												
91282CGC9	1028	U.S. Treasury Note		03/19/2024	2,000,000.00	1,998,515.62	1,970,486.61	3.875		4.463	1,004	12/31/2027
91282CBS9	1045	U.S. Treasury Note		11/05/2024	2,000,000.00	1,851,015.62	1,838,135.95	1.250		4.173	1,095	03/31/2028
91282CDL2	1046	U.S. Treasury Note		11/07/2024	2,210,000.00	2,028,020.31	2,005,943.51	1.500		4.270	1,339	11/30/2028
<b>Subtotal and Average</b>			<b>5,809,621.90</b>		<b>6,210,000.00</b>	<b>5,877,551.55</b>	<b>5,814,566.07</b>			<b>4.305</b>	<b>1,148</b>	
<b>LGIP</b>												
SYS140	140	Washington State Treasurer		01/01/2023	15,473,086.89	15,473,086.89	15,473,086.89	4.429		4.429	1	
<b>Subtotal and Average</b>			<b>10,867,503.75</b>		<b>15,473,086.89</b>	<b>15,473,086.89</b>	<b>15,473,086.89</b>			<b>4.429</b>	<b>1</b>	
<b>Bank Savings Accounts</b>												
SYS147	147	Pacific Premier Bank		01/01/2023	50,631,567.79	50,631,567.79	50,631,567.79	4.635		4.635	1	
SYS145	145	Umpqua Bank		08/24/2023	14,691,293.99	14,691,293.99	14,691,293.99	4.590		4.590	1	
<b>Subtotal and Average</b>			<b>65,078,434.78</b>		<b>65,322,861.78</b>	<b>65,322,861.78</b>	<b>65,322,861.78</b>			<b>4.625</b>	<b>1</b>	

Portfolio LCIP

AP

PM (PRF\_PM2) 7.3.11

Run Date: 04/21/2025 - 10:49

**Lewis County Investment Pool**  
**Portfolio Management**  
**Portfolio Details - Investments**  
**March 31, 2025**

Page 2

CUSIP	Investment #	Issuer	Average Balance	Purchase Date	Par Value	Market Value	Book Value	Stated Rate	S&P	YTM/C Days to Maturity	Maturity Date
<b>Municipal Bonds</b>											
111746JD6	1040	BROCKTON MA GO LTD		09/12/2024	2,000,000.00	1,837,560.00	1,879,136.83	2.308		3.770	1,675 11/01/2029
13063D3P1	1020	CALIFORNIA STATE VARIOUS PURP		10/19/2023	1,390,000.00	1,432,047.50	1,382,888.77	5.100		5.250	1,430 03/01/2029
20772KEY1	1008	Connecticut St GO Unl Txbl		05/16/2023	995,000.00	988,622.05	996,088.90	3.850		3.800	897 09/15/2027
259561TC2	1005	Douglas County WA PUD		04/24/2023	945,000.00	942,061.05	937,478.20	4.018		4.280	1,249 09/01/2028
30747NLE2	1044	Fargo North Dakota taxable		10/22/2024	2,325,000.00	2,083,269.75	2,095,063.81	2.000	AA	4.200	1,856 05/01/2030
44236PLR7	1015	Houston TX Cmnty College Sys		06/21/2023	500,000.00	507,930.00	504,254.82	5.000		4.500	685 02/15/2027
561144CL8	1023	MALHEUR CNTY ORE SCH DIST GO		11/20/2023	2,000,000.00	2,060,820.00	2,023,270.07	5.584		5.000	805 06/15/2027
569280FA3	1026	Marion County Oregon School		01/05/2024	900,000.00	814,113.00	818,535.99	1.826		4.260	1,536 06/15/2029
602366U79	1017	MILWAUKEE WI GO UNLTD TXBL		07/26/2023	2,000,000.00	2,012,940.00	1,984,395.57	4.600		4.910	1,036 02/01/2028
602366L20	1043	MILWAUKEE WI GO UNLTD TXBL		10/07/2024	1,590,000.00	1,453,641.60	1,475,136.98	2.000		3.990	1,461 04/01/2029
602366L20	1043A	MILWAUKEE WI GO UNLTD TXBL		10/07/2024	1,100,000.00	1,005,664.00	1,019,779.33	2.000		4.010	1,461 04/01/2029
64966QWY2	1036	NEW YORK CITY GO BONDS		07/31/2024	1,700,000.00	1,555,449.00	1,558,064.17	1.500		4.250	1,218 08/01/2028
649791RF9	1041	New York State GO Bond		09/30/2024	2,000,000.00	1,774,600.00	1,834,128.85	1.840		3.704	1,809 03/15/2030
686053CT4	1004	OREGON ST SCH BRDS ASSN SHTRM		04/24/2023	2,000,000.00	2,036,980.00	2,057,197.05	5.680		4.676	1,186 06/30/2028
697511FG3	1033	PALOMAR CALIF CMNTY COLLEG		06/25/2024	2,000,000.00	1,806,040.00	1,799,273.20	1.836		4.450	1,583 08/01/2029
79623PEV3	1035	San Antonio TX		07/17/2024	2,300,000.00	2,042,883.00	2,038,705.93	1.643	AAA	4.310	1,767 02/01/2030
79773KKQ6	1003	San Fran CA City & Cnty		04/11/2023	715,000.00	717,273.70	717,611.76	6.000		4.120	75 06/15/2025
8628117T7	1002	Stratford CT GO UNL TXBL		04/06/2023	1,040,000.00	1,028,383.20	1,029,500.36	1.086		4.300	122 08/01/2025
899616HN9	1012	Tulsa Cnty OK Indpt Sch Dist11		06/08/2023	2,000,000.00	2,031,740.00	2,025,593.58	5.000		4.350	791 06/01/2027
899616HM1	1013	Tulsa Cnty OK Indpt Sch Dist11		06/08/2023	2,000,000.00	2,002,240.00	2,000,000.00	4.350		4.350	426 06/01/2026
978879NJ9	1009	WOODBIDGE TWP BD OF ED		05/16/2023	1,080,000.00	1,010,448.00	1,018,228.03	1.310		4.050	835 07/15/2027
9397815L0	1022	WASHINGTON ST HIGHER ED REV		11/20/2023	1,000,000.00	929,170.00	907,362.57	2.337		5.180	1,371 01/01/2029
9881683R9	1006	YSLETA TX SCH DIST GO		05/04/2023	2,000,000.00	1,939,480.00	1,943,388.69	2.000		4.230	501 08/15/2026
<b>Subtotal and Average</b>			<b>34,029,698.26</b>		<b>35,580,000.00</b>	<b>34,013,355.85</b>	<b>34,045,083.46</b>			<b>4.356</b>	<b>1,170</b>
<b>Certificates of Deposit - Compound</b>											
SYS1039	1039	HomeStreet Bank		09/11/2024	3,078,057.01	3,078,057.01	3,078,057.01	4.650		4.650	344 03/11/2026
<b>Subtotal and Average</b>			<b>3,066,339.20</b>		<b>3,078,057.01</b>	<b>3,078,057.01</b>	<b>3,078,057.01</b>			<b>4.650</b>	<b>344</b>
<b>Total and Average</b>			<b>157,414,510.61</b>		<b>165,806,005.68</b>	<b>163,818,446.71</b>	<b>163,724,242.09</b>			<b>4.521</b>	<b>438</b>



**Lewis County Investment Pool**  
**Portfolio Management**  
**Portfolio Details - Cash**  
**March 31, 2025**

CUSIP	Investment #	Issuer	Average Balance	Purchase Date	Par Value	Market Value	Book Value	Stated Rate	S&P	YTM/C Days to Maturity
<b>Average Balance</b>			<b>0.00</b>	Accrued Interest at Purchase		19,983.44	19,983.44			<b>0</b>
				Ending Accrued Interest		666,334.14	666,334.14			
				Subtotal		686,317.58	686,317.58			
<b>Total Cash and Investment Value</b>			<b>157,414,510.61</b>	<b>165,806,005.68</b>		<b>164,504,764.29</b>	<b>164,410,559.67</b>			<b>4.521 438</b>