

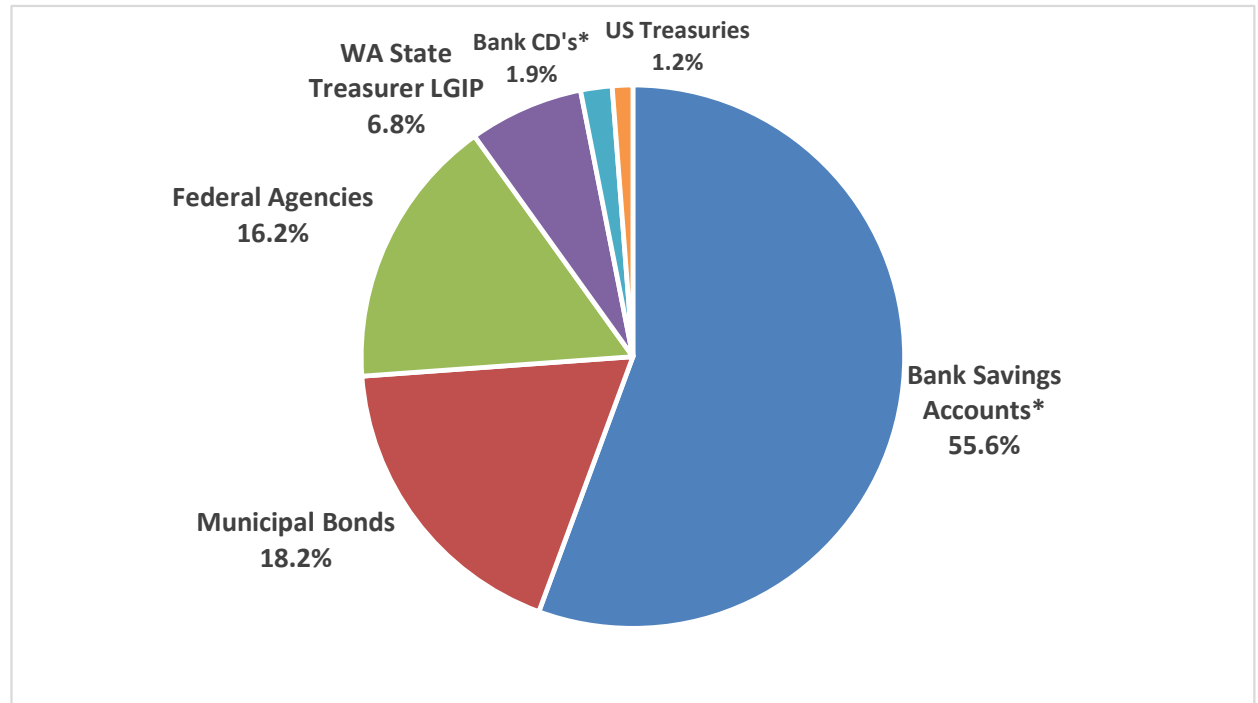
LEWIS COUNTY INVESTMENT POOL (LCIP)

September 30, 2024



Sector Diversification

Sector	Book Value
Bank Savings Accounts*	\$89,496,890
Municipal Bonds	29,304,730
Federal Agencies	26,113,800
WA State Treasurer LGIP	10,971,538
Bank CD's*	3,007,644
US Treasuries	1,965,137
	<u><u>\$160,859,739</u></u>



*The County's bank deposit accounts at Umpqua Bank, Pacific Premier Bank and HomeStreet Bank are insured up to FDIC limits and are fully collateralized (100%) by the Public Deposit Protection Commission.

LEWIS COUNTY INVESTMENT POOL (LCIP)

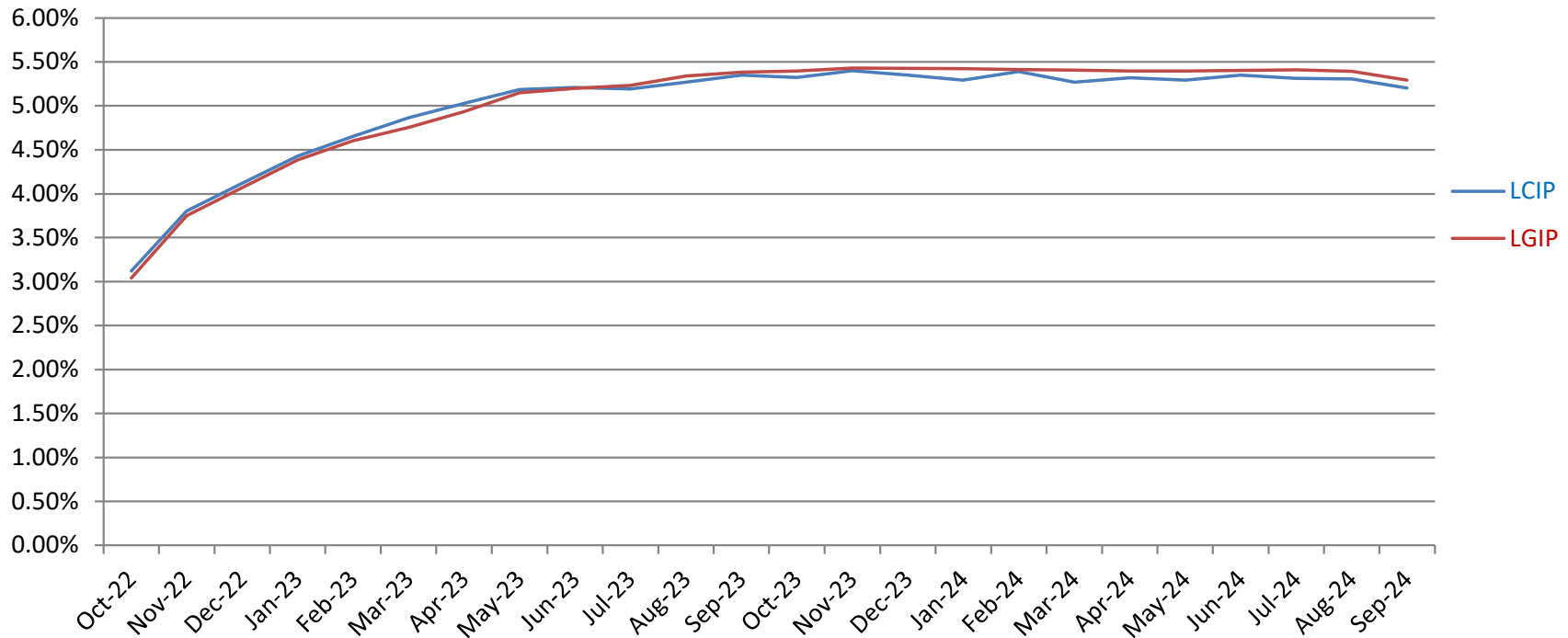
September 30, 2024



Rate of Return and Earnings for the Month

Rate of Return	5.203%	(LGIP 5.289%)
Gross Earnings	\$687,413	
Average Daily Balance	\$160,729,443	

Rate of Return - Last 24 Months



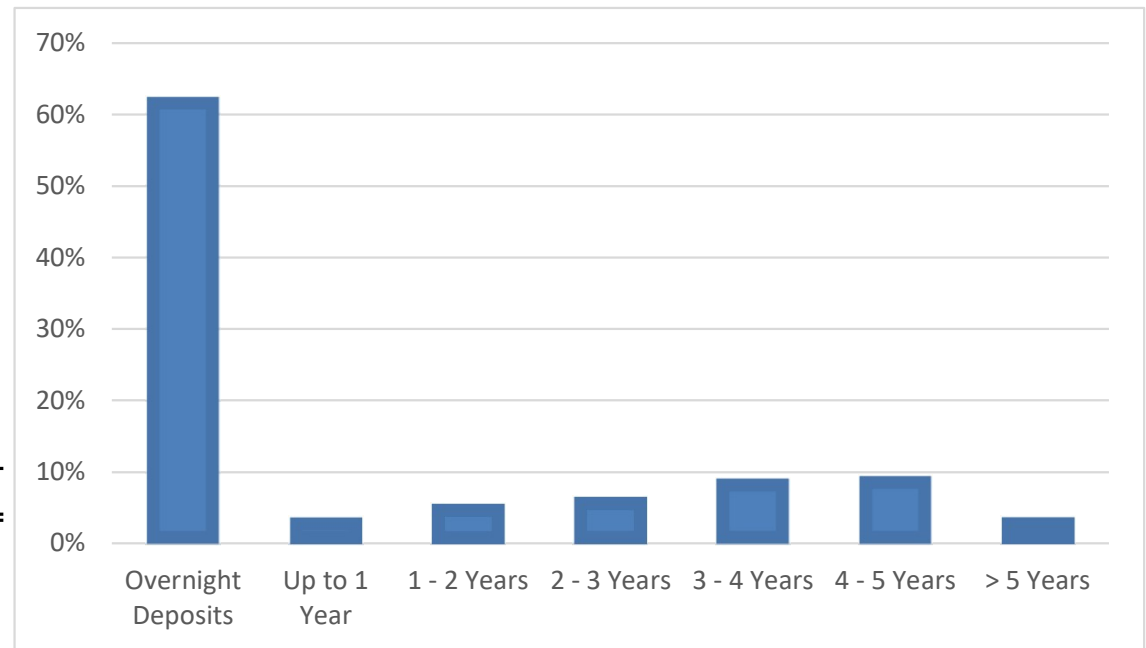
LEWIS COUNTY INVESTMENT POOL (LCIP)

September 30, 2024



Maturity Distribution

<u>Maturity Range</u>	<u>Book Value</u>	
Overnight Deposits	\$100,468,428	62%
Up to 1 Year	5,909,774	4%
1 - 2 Years	8,926,342	6%
2 - 3 Years	10,267,602	6%
3 - 4 Years	14,468,405	9%
4 - 5 Years	15,124,167	9%
> 5 Years	5,695,020	4%
	\$160,859,739	100%



LCIP Average Weighted Days to Maturity (WAM) = 340

WA State Local Government Investment Pool (LGIP) WAM = 14

The higher the WAM, the more stable and durable the portfolio's returns.

LEWIS COUNTY INVESTMENT POOL (LCIP)

September 30, 2024

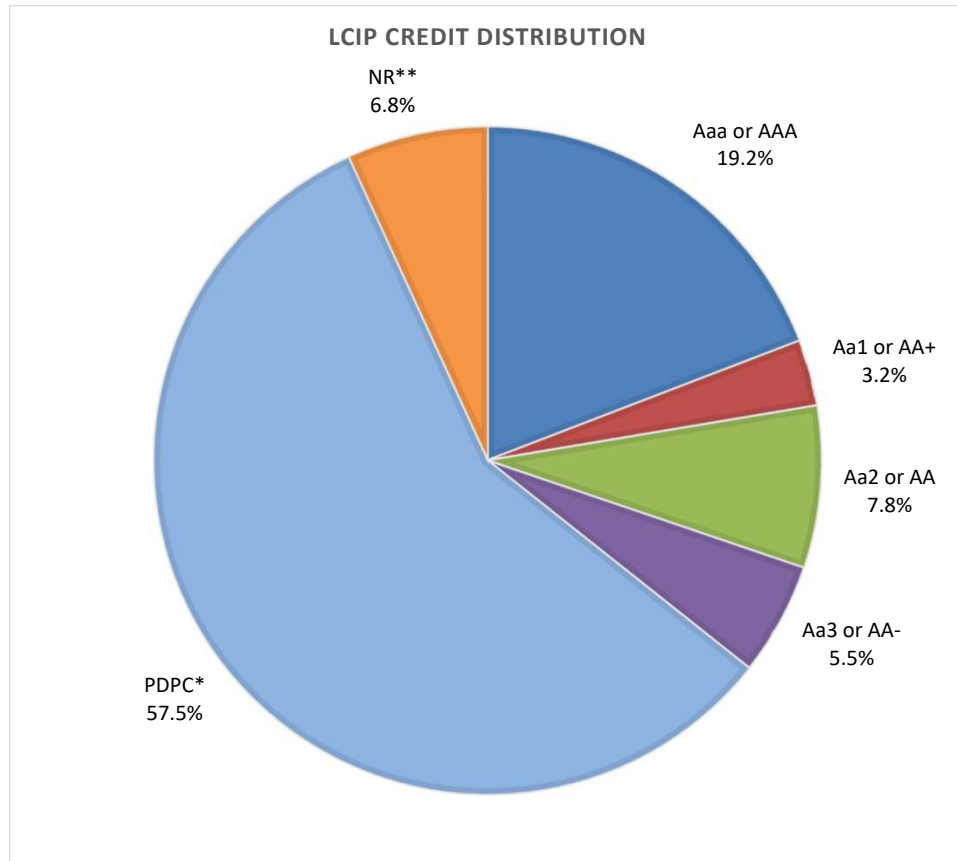


Credit Quality

Bond Ratings

Moody's	S&P	
Aaa	AAA	County Policy Compliant
Aa1	AA+	County Policy Compliant
Aa2	AA	County Policy Compliant
Aa3	AA-	County Policy Compliant

Issuer	Bond Rating	Book Value	
Federal Home Loan Bank	Aaa or AAA	\$8,058,257	
Federal Home Loan Mort Corp	Aaa or AAA	6,325,528	
Federal National Mortgage Assn	Aaa or AAA	4,035,067	
Farmer Mac	Aaa or AAA	3,859,087	
Federal Farm Credit Bank	Aaa or AAA	3,835,861	
San Antonio TX	Aaa or AAA	2,011,676	
US Treasury Notes	Aaa or AAA	1,965,137	
San Fran CA City & Cnty	Aaa or AAA	723,965	\$30,814,577
Malheur Cnty OR Sch Dist GO	Aa1 or AA+	2,028,545	
New York State GO	Aa1 or AA+	1,817,393	
Marion County Oregon School	Aa1 or AA+	808,851	
Houston TX Cmnty College Sys	Aa1 or AA+	505,391	5,160,180
Oregon St Sch Brds Assn Short	Aa2 or AA	2,066,004	
Milwaukee WI GO	Aa2 or AA	1,981,642	
Ysleta TX Sch Dist GO	Aa2 or AA	1,922,761	
Palomar CA Cmnty College	Aa2 or AA	1,776,112	
New York NY GO	Aa2 or AA	1,536,774	
California State Various Purp	Aa2 or AA	1,381,981	
Stratford CT GO	Aa2 or AA	1,013,751	
Douglas County WA PUD	Aa2 or AA	936,377	12,615,403
Tulsa Cnty OK Indpt Sch Dist 11	Aa3 or AA-	4,031,500	
Brockton MA GO Pension	Aa3 or AA-	1,865,952	
Woodbridge Township Bd of Ed	Aa3 or AA-	1,004,734	
Connecticut St GO	Aa3 or AA-	996,311	
Washington St Higher Ed Rev	Aa3 or AA-	895,011	8,793,507
Pacific Premier Bank	PDPC*	62,010,545	
Umpqua Bank	PDPC*	27,486,344	
HomeStreet Bank	PDPC*	3,007,644	92,504,533
WA State Treasurer LGIP	NR**	10,971,538	10,971,538
		\$160,859,739	\$160,859,739



*The County's bank deposit accounts at Umpqua Bank and Pacific Premier Bank are FDIC-insured up to FDIC limits and are fully collateralized (100%) by the Public Deposit Protection Commission (PDPC).

**The Washington State Treasurer's LGIP is not rated by a ratings agency. LGIP holdings also include deposits at Umpqua and Pacific Premier.

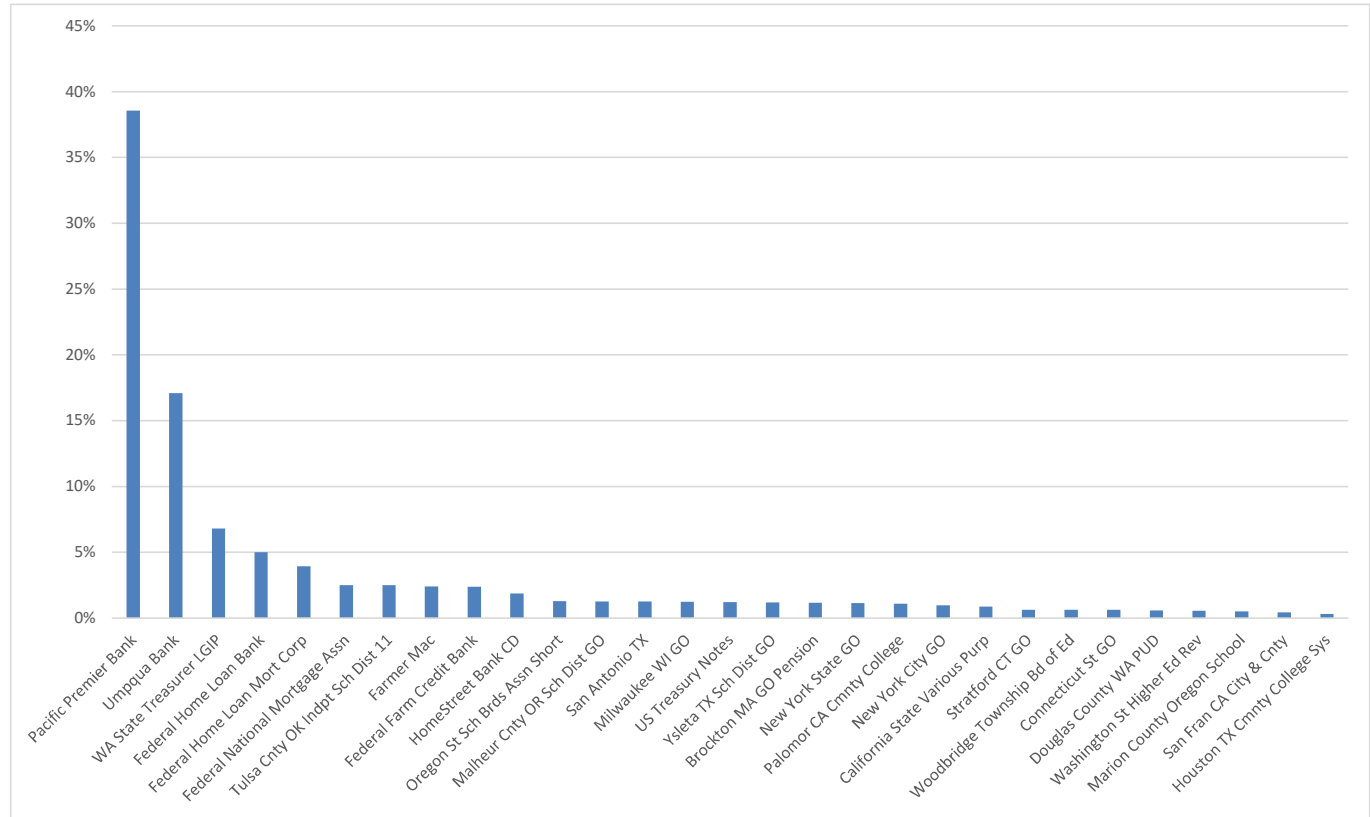
LEWIS COUNTY INVESTMENT POOL (LCIP)

September 30, 2024



Issuer Concentration

Issuer	Book Value	
Pacific Premier Bank	\$62,010,545	38.5%
Umpqua Bank	27,486,344	17.1%
WA State Treasurer LGIP	10,971,538	6.8%
Federal Home Loan Bank	8,058,257	5.0%
Federal Home Loan Mort Corp	6,325,528	3.9%
Federal National Mortgage Assn	4,035,067	2.5%
Tulsa Cnty OK Indpt Sch Dist 11	4,031,500	2.5%
Farmer Mac	3,859,087	2.4%
Federal Farm Credit Bank	3,835,861	2.4%
HomeStreet Bank CD	3,007,644	1.9%
Oregon St Sch Brds Assn Short	2,066,004	1.3%
Malheur Cnty OR Sch Dist GO	2,028,545	1.3%
San Antonio TX	2,011,676	1.3%
Milwaukee WI GO	1,981,642	1.2%
US Treasury Notes	1,965,137	1.2%
Ysleta TX Sch Dist GO	1,922,761	1.2%
Brockton MA GO Pension	1,865,952	1.2%
New York State GO	1,817,393	1.1%
Palomor CA Cmnty College	1,776,112	1.1%
New York City GO	1,536,774	1.0%
California State Various Purp	1,381,981	0.9%
Stratford CT GO	1,013,751	0.6%
Woodbridge Township Bd of Ed	1,004,734	0.6%
Connecticut St GO	996,311	0.6%
Douglas County WA PUD	936,377	0.6%
Washington St Higher Ed Rev	895,011	0.6%
Marion County Oregon School	808,851	0.5%
San Fran CA City & Cnty	723,965	0.5%
Houston TX Cmnty College Sys	505,391	0.3%
	\$160,859,739	100%





**Lewis County Investment Pool
Portfolio Management
Portfolio Summary
September 30, 2024**

Lewis County Treasurer
PO Box 509
Chehalis, WA 98532
(360)740-1115

Investments	Par Value	Market Value	Book Value	% of Portfolio	Term	Days to Maturity	YTM/C
Federal Agency Issues - Coupon	26,392,000.00	26,285,184.83	26,113,800.43	16.23	1,433	508	5.045
Treasury Securities - Coupon	2,000,000.00	2,018,359.38	1,965,136.58	1.22	1,382	1,186	4.463
LGIP	10,971,538.32	10,971,538.32	10,971,538.32	6.82	1	1	5.289
Bank Savings Accounts	89,496,889.59	89,496,889.59	89,496,889.59	55.64	1	1	5.449
Municipal Bonds	30,565,000.00	29,668,516.50	29,304,730.21	18.22	1,606	1,277	4.398
Certificates of Deposit - Compound	3,007,643.84	3,007,643.84	3,007,643.84	1.87	546	526	4.650
	162,433,071.75	161,448,132.46	160,859,738.97	100.00%	553	340	5.154
Investments							
<hr/>							
Cash and Accrued Interest							
Accrued Interest at Purchase		20,403.22	20,403.22				
Ending Accrued Interest		472,315.18	472,315.18				
Subtotal		492,718.40	492,718.40				
	162,433,071.75	161,940,850.86	161,352,457.37		553	340	5.154
Total Cash and Investments Value							

Total Earnings	September 30 Month Ending	Fiscal Year To Date
Current Year	687,412.98	5,888,956.57
Average Daily Balance	160,729,443.17	147,976,651.82
Effective Rate of Return	5.20%	5.30%

I hereby certify that the investments contained herein are made in accordance with the current investment policy approved and adopted by the Lewis County Finance Committee, including any amendments thereafter. Copies of the policy are available upon request from the Lewis County Treasurer. These reports comply with applicable GASB Statements. Each month the Lewis County Treasurer marks to market each investment position.

Arny Davis-Treasurer, Rodney Reynolds-Investment Officer

Reporting period 09/01/2024-09/30/2024

Run Date: 10/01/2024 - 12:51

Portfolio LCIP
AP
PM (PRF_PM1) 7.3.11
Report Ver. 7.3.11

**Lewis County Investment Pool
Portfolio Management
Portfolio Details - Investments
September 30, 2024**

CUSIP	Investment #	Issuer	Average Balance	Purchase Date	Par Value	Market Value	Book Value	Stated Rate	S&P	YTM/C Days to Maturity	Maturity Date
Federal Agency Issues - Coupon											
31422XQW5	1027	FARMER MAC		02/28/2024	2,000,000.00	1,894,113.30	1,861,196.65	1.150		4.570	797 12/07/2026
31424WMF6	1037	FARMER MAC		08/14/2024	2,000,000.00	1,999,955.82	1,997,890.78	5.330		5.355	37 08/07/2029
3133EPLC7	1010	Federal Farm Credit Bank		05/31/2023	2,000,000.00	2,006,469.90	1,995,936.66	4.125		4.278	513 02/26/2026
3133EMQW5	1014	Federal Farm Credit Bank		06/20/2023	2,000,000.00	1,864,608.76	1,839,924.61	0.780		4.470	868 02/16/2027
3130AVZ47	1007	Federal Home Loan Bank		05/15/2023	2,000,000.00	1,999,484.46	2,000,000.00	4.730		4.730	45 05/15/2028
3130AQWB5	1019	Federal Home Loan Bank		09/28/2023	2,100,000.00	2,079,330.83	2,072,943.35	2.150		5.471	150 02/28/2025
3130BORU5	1030	Federal Home Loan Bank		04/26/2024	2,000,000.00	2,016,806.16	1,985,313.67	4.820		5.037	644 07/07/2028
3130B1ND5	1032	Federal Home Loan Bank		06/05/2024	2,000,000.00	2,003,897.48	2,000,000.00	5.700		5.700	65 06/05/2029
3134GWD52	1016	Federal Home Loan Mort. Corp.		07/25/2023	2,180,000.00	2,114,615.78	2,099,115.27	0.680		6.330	62 09/02/2025
3134H1S61	1031	Federal Home Loan Mort. Corp.		05/15/2024	2,250,000.00	2,247,915.92	2,250,000.00	5.750		5.750	45 05/15/2029
3134HADY6	1038	Federal Home Loan Mort. Corp.		08/14/2024	2,000,000.00	1,988,827.02	1,976,412.41	4.000		4.272	1,778 08/14/2029
31359MEU3	1025	Federal National Mortgage Asso		01/04/2024	1,862,000.00	2,067,124.96	2,037,909.07	6.250		3.960	1,687 05/15/2029
3135GAP88	1029	Federal National Mortgage Asso		04/18/2024	2,000,000.00	2,002,034.44	1,997,157.96	5.375		5.421	50 12/30/2027
Subtotal and Average			29,303,324.21		26,392,000.00	26,285,184.83	26,113,800.43			5.045	508
Treasury Securities - Coupon											
91282CGC9	1028	U.S. Treasury Note		03/19/2024	2,000,000.00	2,018,359.38	1,965,136.58	3.875		4.463	1,186 12/31/2027
Subtotal and Average			1,964,710.34		2,000,000.00	2,018,359.38	1,965,136.58			4.463	1,186
LGIP											
SYS140	140	Washington State Treasurer		01/01/2023	10,971,538.32	10,971,538.32	10,971,538.32	5.289		5.289	1
Subtotal and Average			10,351,313.54		10,971,538.32	10,971,538.32	10,971,538.32			5.289	1
Bank Savings Accounts											
SYS147	147	Pacific Premier Bank		01/01/2023	62,010,545.46	62,010,545.46	62,010,545.46	5.467		5.467	1
SYS145	145	Umpqua Bank		08/24/2023	27,486,344.13	27,486,344.13	27,486,344.13	5.409		5.409	1
Subtotal and Average			90,256,226.25		89,496,889.59	89,496,889.59	89,496,889.59			5.449	1
Municipal Bonds											
111746JD6	1040	BROCKTON MA GO LTD		09/12/2024	2,000,000.00	1,839,280.00	1,865,951.76	2.308		3.770	1,857 11/01/2029
13063D3P1	1020	CALIFORNIA STATE VARIOUS PURP		10/19/2023	1,390,000.00	1,456,233.50	1,381,980.95	5.100		5.250	1,612 03/01/2029
20772KEY1	1008	Connecticut St GO Unl Txbl		05/16/2023	995,000.00	994,950.25	996,310.62	3.850		3.800	1,079 09/15/2027
259561TC2	1005	Douglas County WA PUD		04/24/2023	945,000.00	950,377.05	936,377.45	4.018		4.280	1,431 09/01/2028
44236PLR7	1015	Houston TX Cmnty College Sys		06/21/2023	500,000.00	512,710.00	505,391.12	5.000		4.500	867 02/15/2027
561144CL8	1023	MALHEUR CNTY ORE SCH DIST GO		11/20/2023	2,000,000.00	2,090,460.00	2,028,545.40	5.584		5.000	987 06/15/2027

**Lewis County Investment Pool
Portfolio Management
Portfolio Details - Investments
September 30, 2024**

CUSIP	Investment #	Issuer	Average Balance	Purchase Date	Par Value	Market Value	Book Value	Stated Rate	S&P	YTM/C Days to Maturity	Maturity Date
Municipal Bonds											
569280FA3	1026	Marion County Oregon School		01/05/2024	900,000.00	819,045.00	808,850.70	1.826		4.260 1,718	06/15/2029
602366U79	1017	MILWAUKEE WI GO UNLTD TXBL		07/26/2023	2,000,000.00	2,033,200.00	1,981,641.85	4.600		4.910 1,218	02/01/2028
64966QWY2	1036	NEW YORK CITY GO BONDS		07/31/2024	1,700,000.00	1,558,509.00	1,536,773.79	1.500		4.250 1,400	08/01/2028
649791RF9	1041	New York State GO Bond		09/30/2024	2,000,000.00	1,812,180.00	1,817,392.98	1.840		3.704 1,991	03/15/2030
686053CT4	1004	OREGON ST SCH BRDS ASSN SHTRM		04/24/2023	2,000,000.00	2,054,800.00	2,066,004.13	5.680		4.676 1,368	06/30/2028
697511FG3	1033	PALOMAR CALIF CMNTY COLLEG		06/25/2024	2,000,000.00	1,823,200.00	1,776,112.42	1.836		4.450 1,765	08/01/2029
79623PEV3	1035	San Antonio TX		07/17/2024	2,300,000.00	2,061,743.00	2,011,675.51	1.643	AAA	4.310 1,949	02/01/2030
79773KKQ6	1003	San Fran CA City & Cnty		04/11/2023	715,000.00	723,365.50	723,964.68	6.000		4.120 257	06/15/2025
8628117T7	1002	Stratford CT GO UNL TXBL		04/06/2023	1,040,000.00	1,012,096.80	1,013,750.90	1.086		4.300 304	08/01/2025
899616HN9	1012	Tulsa Cnty OK Indpt Sch Dist11		06/08/2023	2,000,000.00	2,054,700.00	2,031,499.79	5.000		4.350 973	06/01/2027
899616HM1	1013	Tulsa Cnty OK Indpt Sch Dist11		06/08/2023	2,000,000.00	2,010,180.00	2,000,000.00	4.350		4.350 608	06/01/2026
978879NJ9	1009	WOODBRIIDGE TWP BD OF ED		05/16/2023	1,080,000.00	1,005,026.40	1,004,734.16	1.310		4.050 1,017	07/15/2027
9397815L0	1022	WASHINGTON ST HIGHER ED REV		11/20/2023	1,000,000.00	928,900.00	895,010.92	2.337		5.180 1,553	01/01/2029
9881683R9	1006	YSLETA TX SCH DIST GO		05/04/2023	2,000,000.00	1,927,560.00	1,922,761.08	2.000		4.230 683	08/15/2026
Subtotal and Average			26,853,614.05		30,565,000.00	29,668,516.50	29,304,730.21			4.398 1,277	
Certificates of Deposit - Compound											
SYS1039	1039	HomeStreet Bank		09/11/2024	3,007,643.84	3,007,643.84	3,007,643.84	4.650		4.650 526	03/11/2026
Subtotal and Average			2,000,254.79		3,007,643.84	3,007,643.84	3,007,643.84			4.650 526	
Total and Average			160,729,443.17		162,433,071.75	161,448,132.46	160,859,738.97			5.154 340	

**Lewis County Investment Pool
Portfolio Management
Portfolio Details - Cash
September 30, 2024**

CUSIP	Investment #	Issuer	Average Balance	Purchase Date	Par Value	Market Value	Book Value	Stated Rate	S&P	YTM/C Days to Maturity
		Average Balance	0.00	Accrued Interest at Purchase		20,403.22	20,403.22			0
				Ending Accrued Interest		472,315.18	472,315.18			
				Subtotal		492,718.40	492,718.40			
		Total Cash and Investment Value	160,729,443.17		162,433,071.75	161,940,850.86	161,352,457.37			5.154 340