

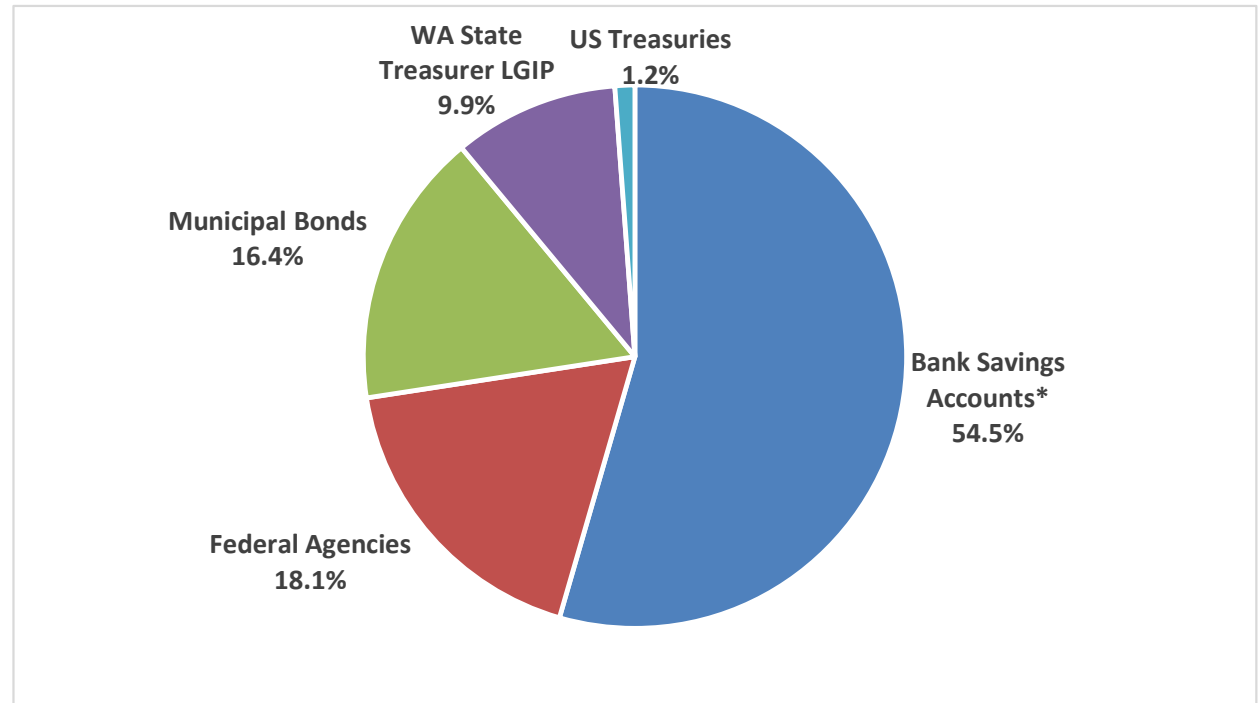
LEWIS COUNTY INVESTMENT POOL (LCIP)

August 31, 2024



Sector Diversification

<u>Sector</u>	<u>Book Value</u>
Bank Savings Accounts*	\$90,592,755
Federal Agencies	30,092,125
Municipal Bonds	27,251,310
WA State Treasurer LGIP	16,384,116
US Treasuries	1,964,255
	<u><u>\$166,284,561</u></u>



*The County's bank deposit accounts at Umpqua Bank and Pacific Premier Bank are FDIC-insured up to FDIC limits and are fully collateralized (100%) by the Public Deposit Protection Commission.

Note: The Washington State Treasurer's LGIP also includes deposits at Umpqua and Pacific Premier.

LEWIS COUNTY INVESTMENT POOL (LCIP)

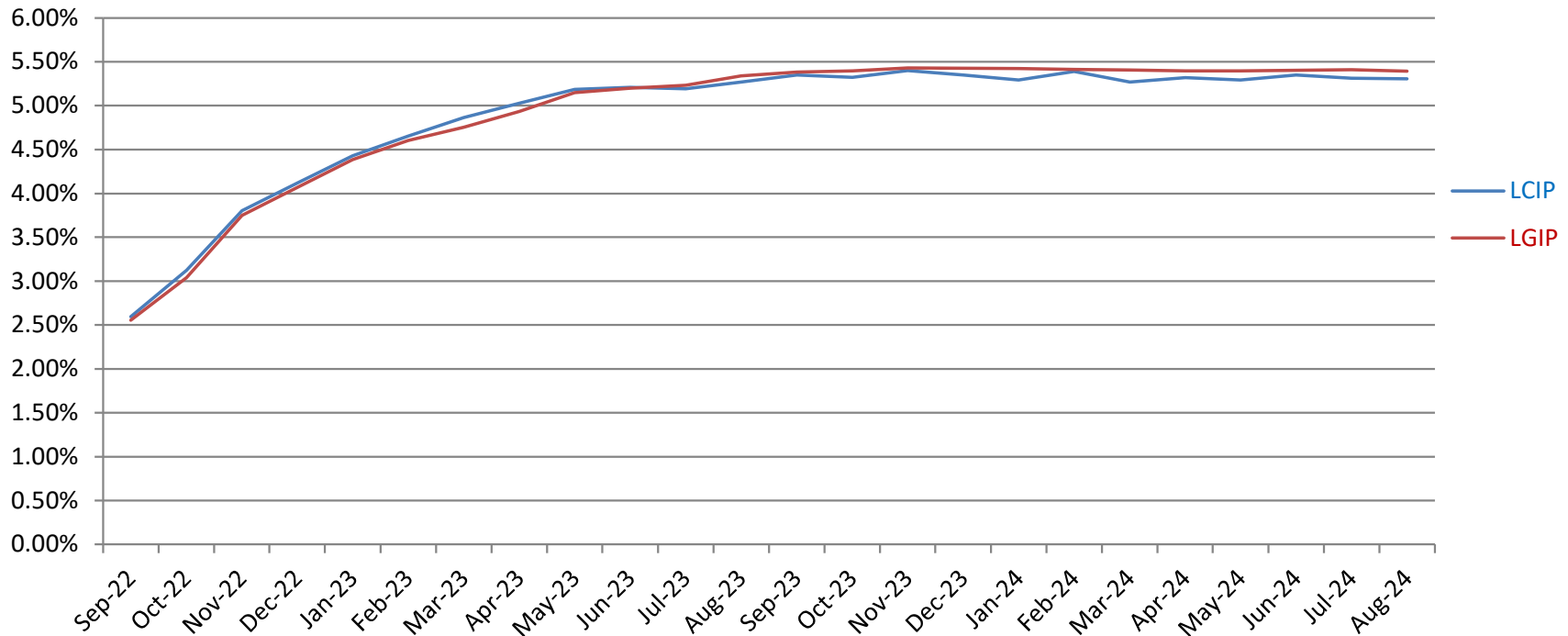
August 31, 2024



Rate of Return and Earnings for the Month

Rate of Return	5.31%	(LGIP 5.39%)
Gross Earnings	\$716,470	
Average Daily Balance	\$158,997,714	

Rate of Return - Last 24 Months



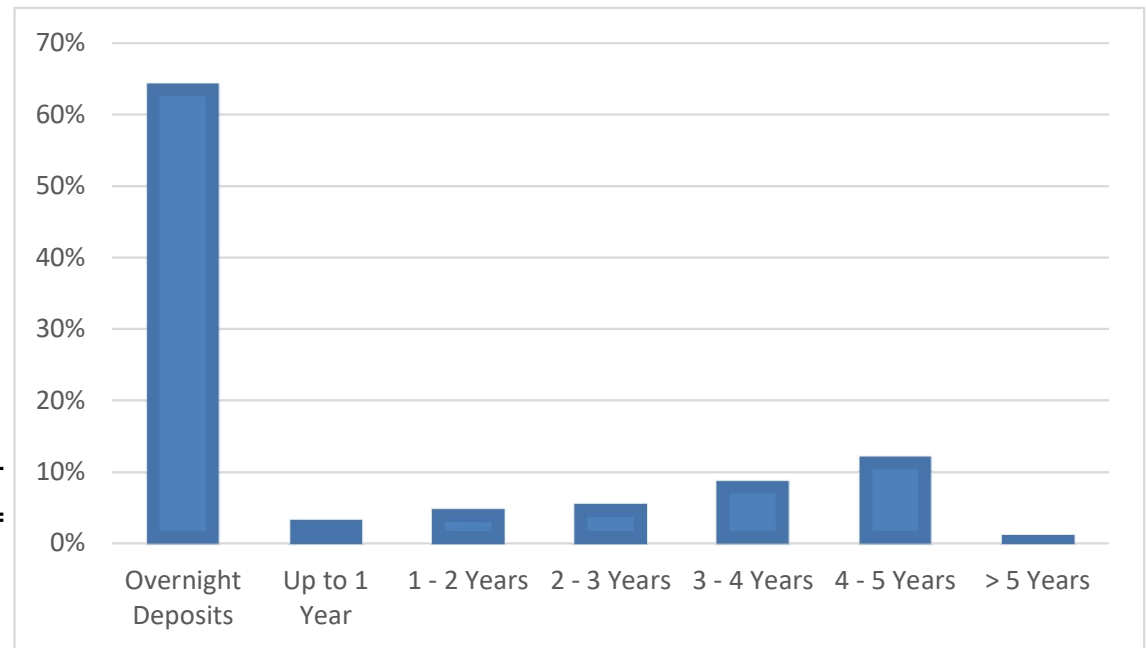
LEWIS COUNTY INVESTMENT POOL (LCIP)

August 31, 2024



Maturity Distribution

<u>Maturity Range</u>	<u>Book Value</u>	
Overnight Deposits	\$106,976,871	64%
Up to 1 Year	5,453,571	3%
1 - 2 Years	8,006,803	5%
2 - 3 Years	9,260,181	6%
3 - 4 Years	14,524,556	9%
4 - 5 Years	20,055,409	12%
> 5 Years	2,007,170	1%
	\$166,284,561	100%



LCIP Average Weighted Days to Maturity (WAM) = 286

WA State Local Government Investment Pool (LGIP) WAM = 14

The higher the WAM, the more stable and durable the portfolio's returns.

LEWIS COUNTY INVESTMENT POOL (LCIP)

August 31, 2024

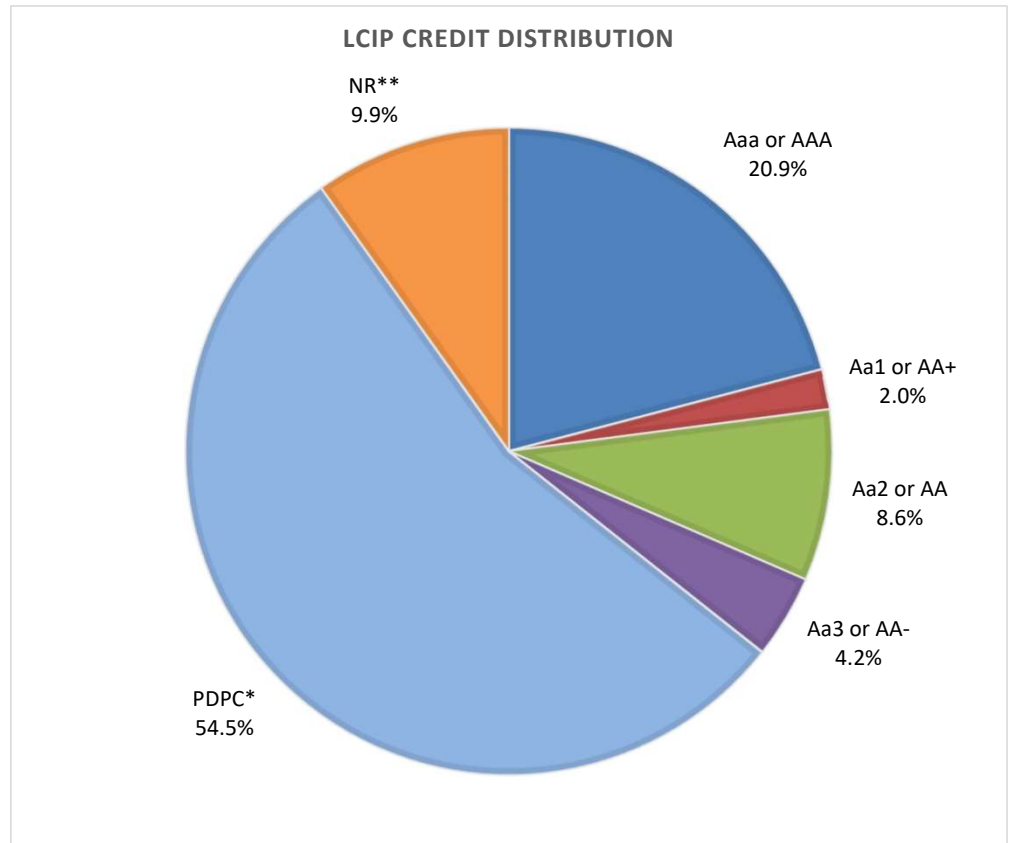


Credit Quality

Bond Ratings

Moody's	S&P	
Aaa	AAA	County Policy Compliant
Aa1	AA+	County Policy Compliant
Aa2	AA	County Policy Compliant
Aa3	AA-	County Policy Compliant

Issuer	Bond Rating	Book Value	
Federal Home Loan Bank	Aaa or AAA	\$12,052,410	
Federal Home Loan Mort Corp	Aaa or AAA	6,317,793	
Federal National Mortgage Assn	Aaa or AAA	4,038,166	
Farmer Mac	Aaa or AAA	3,853,753	
Federal Farm Credit Bank	Aaa or AAA	3,830,003	
San Antonio TX	Aaa or AAA	2,007,170	
US Treasury Notes	Aaa or AAA	1,964,255	
San Fran CA City & Cnty	Aaa or AAA	725,024	\$34,788,574
Malheur Cnty OR Sch Dist GO	Aa1 or AA+	2,029,425	
Marion County Oregon School	Aa1 or AA+	807,236	
Houston TX Cmnty College Sys	Aa1 or AA+	505,581	3,342,242
Oregon St Sch Brds Assn Short	Aa2 or AA	2,067,472	
Milwaukee WI GO	Aa2 or AA	1,981,183	
Ysleta TX Sch Dist GO	Aa2 or AA	1,919,323	
Palomar CA Cmnty College	Aa2 or AA	1,772,252	
Exeter Township PA Sch Dist	Aa2 or AA	1,650,000	
New York NY GO	Aa2 or AA	1,533,225	
California State Various Purp	Aa2 or AA	1,381,830	
Stratford CT GO	Aa2 or AA	1,011,126	
Douglas County WA PUD	Aa2 or AA	936,194	14,252,605
Tulsa Cnty OK Indpt Sch Dist 11	Aa3 or AA-	4,032,484	
Woodbridge Township Bd of Ed	Aa3 or AA-	1,002,485	
Connecticut St GO	Aa3 or AA-	996,348	
Washington St Higher Ed Rev	Aa3 or AA-	892,952	6,924,269
Pacific Premier Bank	PDPC*	61,733,158	
Umpqua Bank	PDPC*	28,859,597	90,592,755
WA State Treasurer LGIP	NR**	16,384,116	16,384,116
		\$166,284,561	\$166,284,561



*The County's bank deposit accounts at Umpqua Bank and Pacific Premier Bank are FDIC-insured up to FDIC limits and are fully collateralized (100%) by the Public Deposit Protection Commission (PDPC).

**The Washington State Treasurer's LGIP is not rated by a ratings agency. LGIP holdings also include deposits at Umpqua and Pacific Premier.

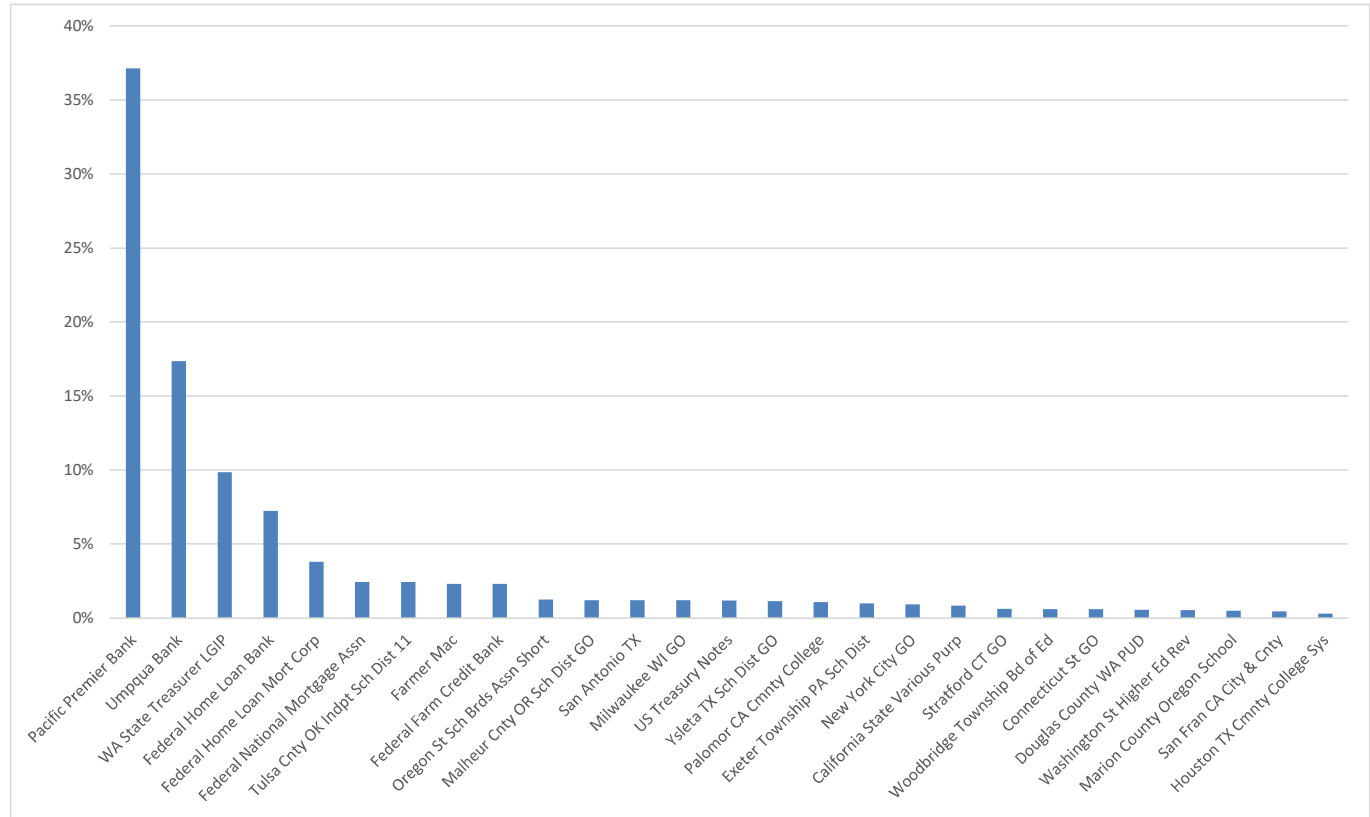
LEWIS COUNTY INVESTMENT POOL (LCIP)

August 31, 2024



Issuer Concentration

Issuer	Book Value	
Pacific Premier Bank	\$61,733,158	37.1%
Umpqua Bank	28,859,597	17.4%
WA State Treasurer LGIP	16,384,116	9.9%
Federal Home Loan Bank	12,052,410	7.2%
Federal Home Loan Mort Corp	6,317,793	3.8%
Federal National Mortgage Assn	4,038,166	2.4%
Tulsa Cnty OK Indpt Sch Dist 11	4,032,484	2.4%
Farmer Mac	3,853,753	2.3%
Federal Farm Credit Bank	3,830,003	2.3%
Oregon St Sch Brds Assn Short	2,067,472	1.2%
Malheur Cnty OR Sch Dist GO	2,029,425	1.2%
San Antonio TX	2,007,170	1.2%
Milwaukee WI GO	1,981,183	1.2%
US Treasury Notes	1,964,255	1.2%
Ysleta TX Sch Dist GO	1,919,323	1.2%
Palomor CA Cmnty College	1,772,252	1.1%
Exeter Township PA Sch Dist	1,650,000	1.0%
New York City GO	1,533,225	0.9%
California State Various Purp	1,381,830	0.8%
Stratford CT GO	1,011,126	0.6%
Woodbridge Township Bd of Ed	1,002,485	0.6%
Connecticut St GO	996,348	0.6%
Douglas County WA PUD	936,194	0.6%
Washington St Higher Ed Rev	892,952	0.5%
Marion County Oregon School	807,236	0.5%
San Fran CA City & Cnty	725,024	0.4%
Houston TX Cmnty College Sys	505,581	0.3%
\$166,284,561	100%	





**Lewis County Investment Pool
Portfolio Management
Portfolio Summary
August 31, 2024**

Lewis County Treasurer
PO Box 509
Chehalis, WA 98532
(360)740-1115

Investments	Par Value	Market Value	Book Value	% of Portfolio	Term	Days to Maturity	YTM/C
Federal Agency Issues - Coupon	30,392,000.00	30,186,596.88	30,092,125.49	18.10	1,484	464	5.332
Treasury Securities - Coupon	2,000,000.00	2,006,406.24	1,964,254.70	1.18	1,382	1,216	4.463
LGIP	16,384,116.03	16,384,116.03	16,384,116.03	9.85	1	1	5.394
Bank Savings Accounts	90,592,755.10	90,592,755.10	90,592,755.10	54.48	1	1	5.601
Municipal Bonds	28,215,000.00	27,448,669.35	27,251,310.10	16.39	1,492	1,140	4.506
	167,583,871.13	166,618,543.60	166,284,561.42	100.00%	530	286	5.339
Investments							
<hr/>							
Cash and Accrued Interest							
Accrued Interest at Purchase		6,583.89	6,583.89				
Ending Accrued Interest		465,824.55	465,824.55				
Subtotal		472,408.44	472,408.44				
	167,583,871.13	167,090,952.04	166,756,969.86		530	286	5.339
Total Cash and Investments Value							

Total Earnings	August 31 Month Ending	Fiscal Year To Date
Current Year	716,469.79	5,206,543.59
Average Daily Balance	158,997,714.06	146,408,685.67
Effective Rate of Return	5.31%	5.32%

I hereby certify that the investments contained herein are made in accordance with the current investment policy approved and adopted by the Lewis County Finance Committee, including any amendments thereafter. Copies of the policy are available upon request from the Lewis County Treasurer. These reports comply with applicable GASB Statements. Each month the Lewis County Treasurer marks to market each investment position.

Arny Davis-Treasurer, Rodney Reynolds-Investment Officer

Reporting period 08/01/2024-08/31/2024

Run Date: 09/11/2024 - 15:43

Portfolio LCIP
AP
PM (PRF_PM1) 7.3.11
Report Ver. 7.3.11

**Lewis County Investment Pool
Portfolio Management
Portfolio Details - Investments
August 31, 2024**

CUSIP	Investment #	Issuer	Average Balance	Purchase Date	Par Value	Market Value	Book Value	Stated Rate	S&P	YTM/C Days to Maturity	Maturity Date
Federal Agency Issues - Coupon											
31422XQW5	1027	FARMER MAC		02/28/2024	2,000,000.00	1,877,807.36	1,855,898.81	1.150		4.570	827 12/07/2026
31424WMF6	1037	FARMER MAC		08/14/2024	2,000,000.00	1,997,997.50	1,997,854.54	5.330		5.355	67 08/07/2029
3133EPLC7	1010	Federal Farm Credit Bank		05/31/2023	2,000,000.00	1,998,217.46	1,995,695.28	4.125		4.278	543 02/26/2026
3133EMQW5	1014	Federal Farm Credit Bank		06/20/2023	2,000,000.00	1,848,934.08	1,834,307.93	0.780		4.470	898 02/16/2027
3130AVZ47	1007	Federal Home Loan Bank		05/15/2023	2,000,000.00	1,998,752.40	2,000,000.00	4.730		4.730	75 05/15/2028
3130AQWB5	1019	Federal Home Loan Bank		09/28/2023	2,100,000.00	2,071,393.28	2,067,421.59	2.150		5.471	180 02/28/2025
3130AXUP1	1024	Federal Home Loan Bank		11/30/2023	2,000,000.00	1,998,279.00	2,000,000.00	6.000		6.000	27 11/28/2028
3130B0RU5	1030	Federal Home Loan Bank		04/26/2024	2,000,000.00	2,006,139.00	1,984,988.75	4.820		5.037	674 07/07/2028
3130B1ND5	1032	Federal Home Loan Bank		06/05/2024	2,000,000.00	2,003,208.26	2,000,000.00	5.700		5.700	95 06/05/2029
3130B1UW5	1034	Federal Home Loan Bank		07/12/2024	2,000,000.00	1,999,692.72	2,000,000.00	5.800		5.697	19 06/20/2029
3134GWD52	1016	Federal Home Loan Mort. Corp.		07/25/2023	2,180,000.00	2,096,212.99	2,091,784.32	0.680		8.929	1 09/02/2025
3134H1S61	1031	Federal Home Loan Mort. Corp.		05/15/2024	2,250,000.00	2,246,341.82	2,250,000.00	5.750		5.750	75 05/15/2029
3134HADY6	1038	Federal Home Loan Mort. Corp.		08/14/2024	2,000,000.00	1,979,504.70	1,976,008.74	4.000		4.272	1,808 08/14/2029
31359MEU3	1025	Federal National Mortgage Asso		01/04/2024	1,862,000.00	2,062,468.65	2,041,080.50	6.250		3.960	1,717 05/15/2029
3135GAP88	1029	Federal National Mortgage Asso		04/18/2024	2,000,000.00	2,001,647.66	1,997,085.03	5.375		5.421	80 12/30/2027
Subtotal and Average			29,381,185.13		30,392,000.00	30,186,596.88	30,092,125.49			5.332	464
Treasury Securities - Coupon											
91282CGC9	1028	U.S. Treasury Note		03/19/2024	2,000,000.00	2,006,406.24	1,964,254.70	3.875		4.463	1,216 12/31/2027
Subtotal and Average			1,963,813.77		2,000,000.00	2,006,406.24	1,964,254.70			4.463	1,216
LGIP											
SYS140	140	Washington State Treasurer		01/01/2023	16,384,116.03	16,384,116.03	16,384,116.03	5.394		5.394	1
Subtotal and Average			7,739,821.05		16,384,116.03	16,384,116.03	16,384,116.03			5.394	1
Bank Savings Accounts											
SYS147	147	Pacific Premier Bank		01/01/2023	61,733,157.61	61,733,157.61	61,733,157.61	5.618		5.618	1
SYS145	145	Umpqua Bank		08/24/2023	28,859,597.49	28,859,597.49	28,859,597.49	5.567		5.567	1
Subtotal and Average			92,671,099.72		90,592,755.10	90,592,755.10	90,592,755.10			5.601	1
Municipal Bonds											
13063D3P1	1020	CALIFORNIA STATE VARIOUS PURP		10/19/2023	1,390,000.00	1,440,318.00	1,381,829.65	5.100		5.250	1,642 03/01/2029
20772KEY1	1008	Connecticut St GO Unl Txbl		05/16/2023	995,000.00	986,363.40	996,347.57	3.850		3.800	1,109 09/15/2027
259561TC2	1005	Douglas County WA PUD		04/24/2023	945,000.00	942,580.80	936,193.99	4.018		4.280	1,461 09/01/2028
302024TJ3	1011	Exeter Township PA School Dist		06/05/2023	1,650,000.00	1,650,000.00	1,650,000.00	4.500		4.700	0 09/01/2024

**Lewis County Investment Pool
Portfolio Management
Portfolio Details - Investments
August 31, 2024**

CUSIP	Investment #	Issuer	Average Balance	Purchase Date	Par Value	Market Value	Book Value	Stated Rate	S&P	YTM/C Days to Maturity	Maturity Date
Municipal Bonds											
44236PLR7	1015	Houston TX Cmnty College Sys		06/21/2023	500,000.00	510,490.00	505,580.50	5.000		4.500	897 02/15/2027
561144CL8	1023	MALHEUR CNTY ORE SCH DIST GO		11/20/2023	2,000,000.00	2,076,800.00	2,029,424.62	5.584		5.000	1,017 06/15/2027
569280FA3	1026	Marion County Oregon School		01/05/2024	900,000.00	809,964.00	807,236.49	1.826		4.260	1,748 06/15/2029
602366U79	1017	MILWAUKEE WI GO UNLTD TXBL		07/26/2023	2,000,000.00	2,017,080.00	1,981,182.89	4.600		4.910	1,248 02/01/2028
64966QWY2	1036	NEW YORK CITY GO BONDS		07/31/2024	1,700,000.00	1,541,118.00	1,533,225.40	1.500		4.250	1,430 08/01/2028
686053CT4	1004	OREGON ST SCH BRDS ASSN SHTRM		04/24/2023	2,000,000.00	2,042,900.00	2,067,471.97	5.680		4.676	1,398 06/30/2028
697511FG3	1033	PALOMAR CALIF CMNTY COLLEG		06/25/2024	2,000,000.00	1,802,760.00	1,772,252.29	1.836		4.450	1,795 08/01/2029
79623PEV3	1035	San Antonio TX		07/17/2024	2,300,000.00	2,034,051.00	2,007,170.44	1.643	AAA	4.310	1,979 02/01/2030
79773KKQ6	1003	San Fran CA City & Cnty		04/11/2023	715,000.00	721,956.95	725,023.50	6.000		4.120	287 06/15/2025
8628117T7	1002	Stratford CT GO UNL TXBL		04/06/2023	1,040,000.00	1,006,907.20	1,011,125.99	1.086		4.300	334 08/01/2025
899616HN9	1012	Tulsa Cnty OK Indpt Sch Dist11		06/08/2023	2,000,000.00	2,040,320.00	2,032,484.16	5.000		4.350	1,003 06/01/2027
899616HM1	1013	Tulsa Cnty OK Indpt Sch Dist11		06/08/2023	2,000,000.00	1,998,420.00	2,000,000.00	4.350		4.350	638 06/01/2026
978879NJ9	1009	WOODBRIIDGE TWP BD OF ED		05/16/2023	1,080,000.00	994,950.00	1,002,485.18	1.310		4.050	1,047 07/15/2027
9397815L0	1022	WASHINGTON ST HIGHER ED REV		11/20/2023	1,000,000.00	919,310.00	892,952.31	2.337		5.180	1,583 01/01/2029
9881683R9	1006	YSLETA TX SCH DIST GO		05/04/2023	2,000,000.00	1,912,380.00	1,919,323.15	2.000		4.230	713 08/15/2026
Subtotal and Average			27,241,794.39		28,215,000.00	27,448,669.35	27,251,310.10			4.506	1,140
Total and Average			158,997,714.06		167,583,871.13	166,618,543.60	166,284,561.42			5.339	286

**Lewis County Investment Pool
Portfolio Management
Portfolio Details - Cash
August 31, 2024**

CUSIP	Investment #	Issuer	Average Balance	Purchase Date	Par Value	Market Value	Book Value	Stated Rate	S&P	YTM/C Days to Maturity
		Average Balance	0.00	Accrued Interest at Purchase		6,583.89	6,583.89			0
				Ending Accrued Interest		465,824.55	465,824.55			
				Subtotal		472,408.44	472,408.44			
		Total Cash and Investment Value	158,997,714.06		167,583,871.13	167,090,952.04	166,756,969.86			5.339 286