

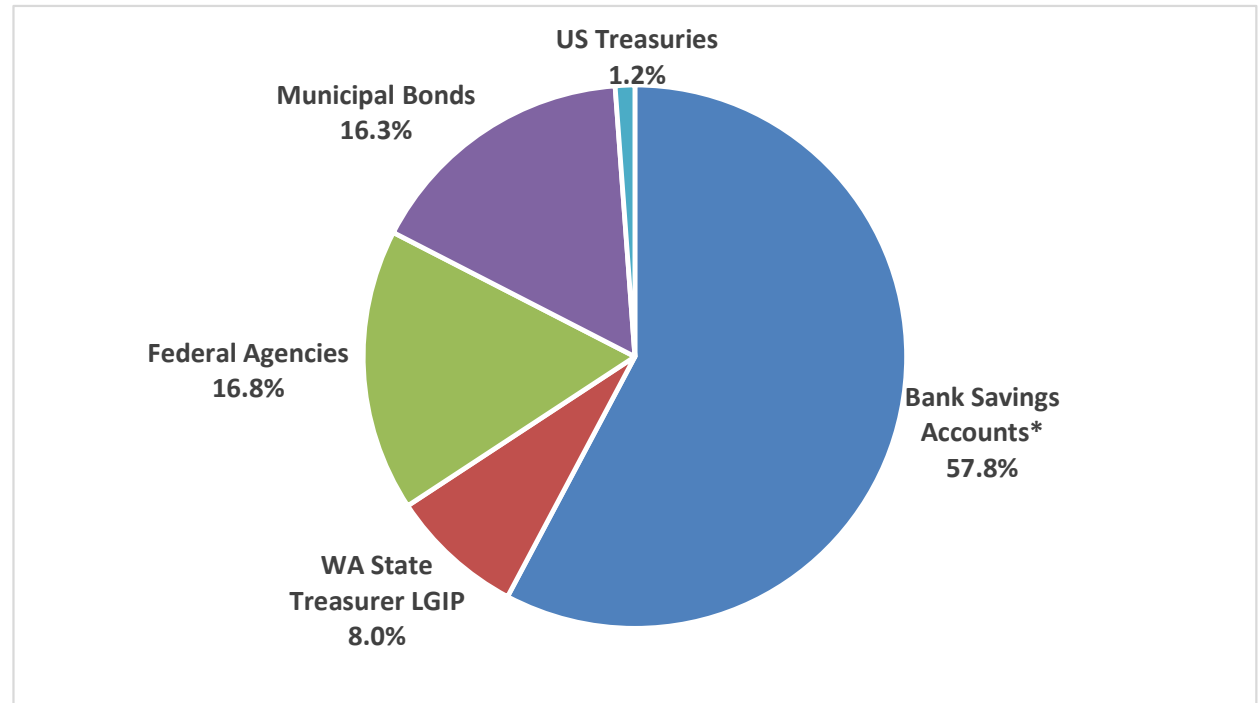
LEWIS COUNTY INVESTMENT POOL (LCIP)

July 31, 2024



Sector Diversification

<u>Sector</u>	<u>Book Value</u>
Bank Savings Accounts*	\$96,657,045
WA State Treasurer LGIP	13,387,201
Federal Agencies	28,092,400
Municipal Bonds	27,230,963
US Treasuries	1,963,343
	<u><u>\$167,330,952</u></u>



*The County's bank deposit accounts at Umpqua Bank and Pacific Premier Bank are FDIC-insured up to FDIC limits and are fully collateralized (100%) by the Public Deposit Protection Commission.

Note: The Washington State Treasurer's LGIP also includes deposits at Umpqua and Pacific Premier.

LEWIS COUNTY INVESTMENT POOL (LCIP)

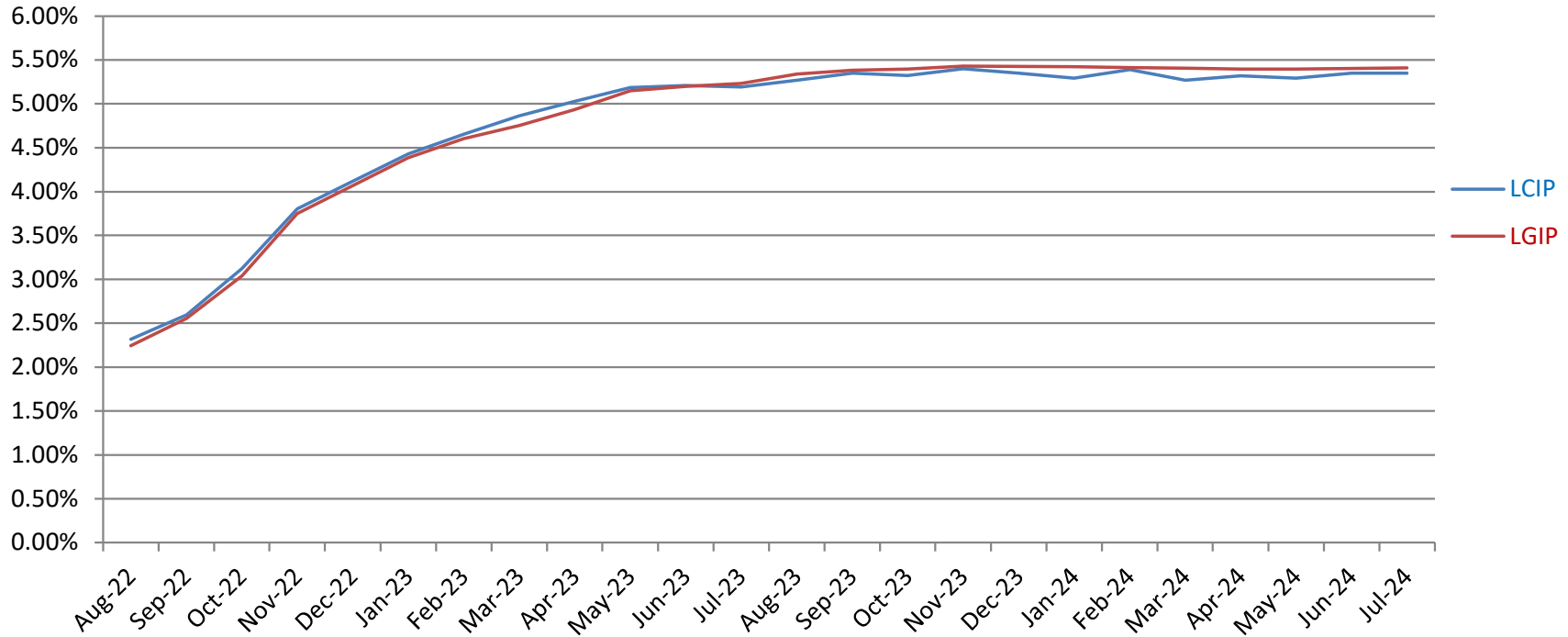
July 31, 2024



Rate of Return and Earnings for the Month

Rate of Return	5.35%	(LGIP 5.41%)
Gross Earnings	\$729,816	
Average Daily Balance	\$160,642,610	

Rate of Return - Last 24 Months



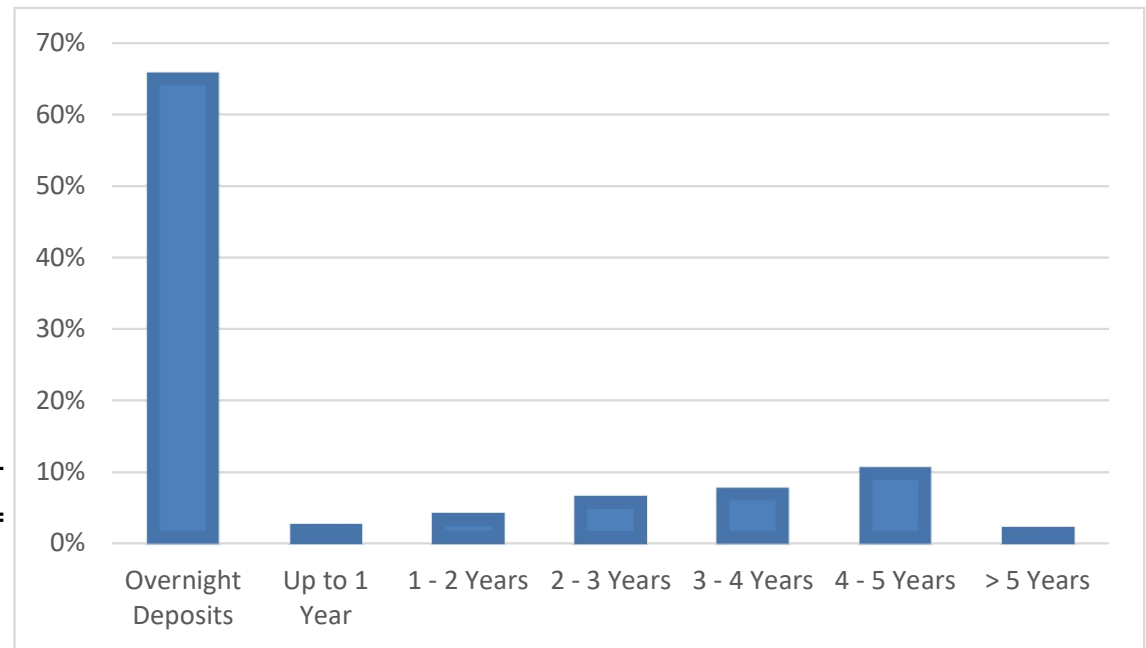
LEWIS COUNTY INVESTMENT POOL (LCIP)

July 31, 2024



Maturity Distribution

<u>Maturity Range</u>	<u>Book Value</u>	
Overnight Deposits	\$110,044,246	66%
Up to 1 Year	4,437,710	3%
1 - 2 Years	7,088,408	4%
2 - 3 Years	11,164,956	7%
3 - 4 Years	12,991,068	8%
4 - 5 Years	17,833,507	11%
> 5 Years	3,771,058	2%
	\$167,330,952	100%



LCIP Average Weighted Days to Maturity (WAM) = 272

WA State Local Government Investment Pool (LGIP) WAM = 17

The higher the WAM, the more stable and durable the portfolio's returns.

LEWIS COUNTY INVESTMENT POOL (LCIP)

July 31, 2024

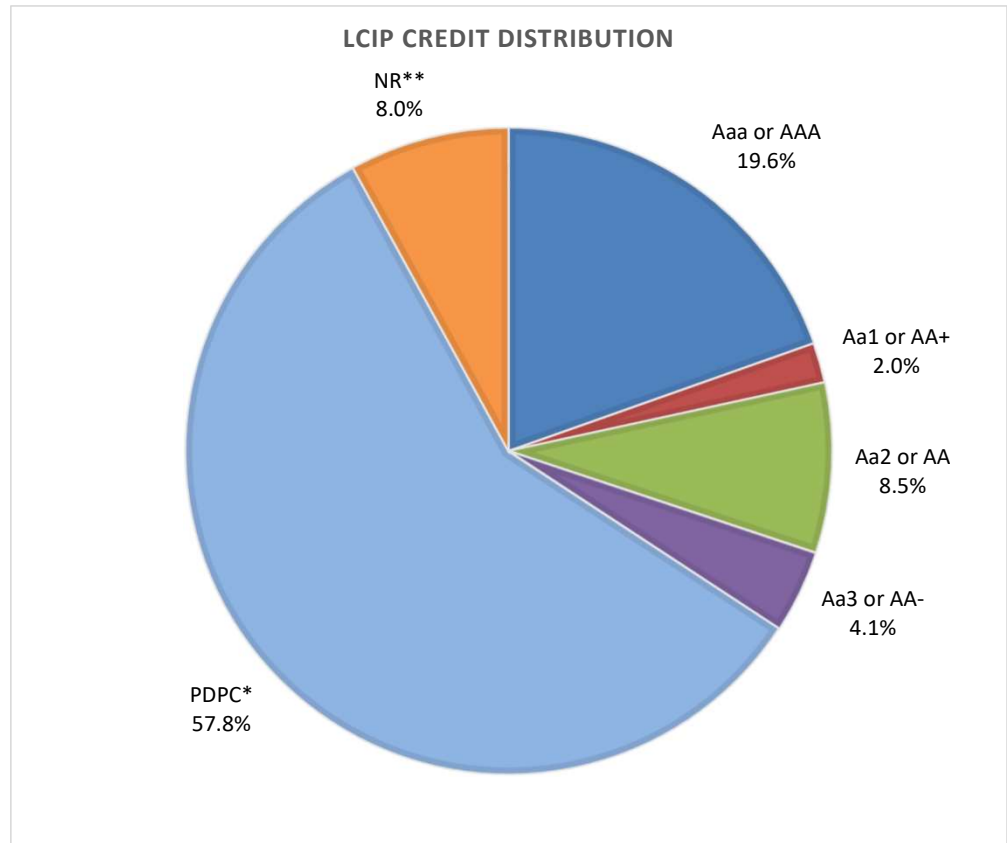
Credit Quality

Bond Ratings

Moody's	S&P	
Aaa	AAA	County Policy Compliant
Aa1	AA+	County Policy Compliant
Aa2	AA	County Policy Compliant
Aa3	AA-	County Policy Compliant



Issuer	Bond Rating	Book Value	
Federal Home Loan Bank	Aaa or AAA	\$12,046,564	
Federal Home Loan Mort Corp	Aaa or AAA	4,334,453	
Federal National Mortgage Assn	Aaa or AAA	4,041,264	
Farmer Mac	Aaa or AAA	3,845,974	
Federal Farm Credit Bank	Aaa or AAA	3,824,145	
San Antonio TX	Aaa or AAA	2,002,666	
US Treasury Notes	Aaa or AAA	1,963,343	
San Fran CA City & Cnty	Aaa or AAA	726,082	\$32,784,492
Malheur Cnty OR Sch Dist GO	Aa1 or AA+	2,030,304	
Marion County Oregon School	Aa1 or AA+	805,622	
Houston TX Cmnty College Sys	Aa1 or AA+	505,770	3,341,696
Oregon St Sch Brds Assn Short	Aa2 or AA	2,068,940	
Milwaukee WI GO	Aa2 or AA	1,980,724	
Ysleta TX Sch Dist GO	Aa2 or AA	1,915,885	
Palomar CA Cmnty College	Aa2 or AA	1,768,392	
Exeter Township PA Sch Dist	Aa2 or AA	1,649,728	
New York NY GO	Aa2 or AA	1,529,677	
California State Various Purp	Aa2 or AA	1,381,678	
Stratford CT GO	Aa2 or AA	1,008,501	
Douglas County WA PUD	Aa2 or AA	936,011	14,239,536
Tulsa Cnty OK Indpt Sch Dist 11	Aa3 or AA-	4,033,469	
Woodbridge Township Bd of Ed	Aa3 or AA-	1,000,236	
Connecticut St GO	Aa3 or AA-	996,385	
Washington St Higher Ed Rev	Aa3 or AA-	890,894	6,920,983
Pacific Premier Bank	PDPC*	61,445,022	
Umpqua Bank	PDPC*	35,212,023	96,657,045
WA State Treasurer LGIP	NR**	13,387,201	13,387,201
		\$167,330,952	\$167,330,952



*The County's bank deposit accounts at Umpqua Bank and Pacific Premier Bank are FDIC-insured up to FDIC limits and are fully collateralized (100%) by the Public Deposit Protection Commission (PDPC).

**The Washington State Treasurer's LGIP is not rated by a ratings agency. LGIP holdings also include deposits at Umpqua and Pacific Premier.

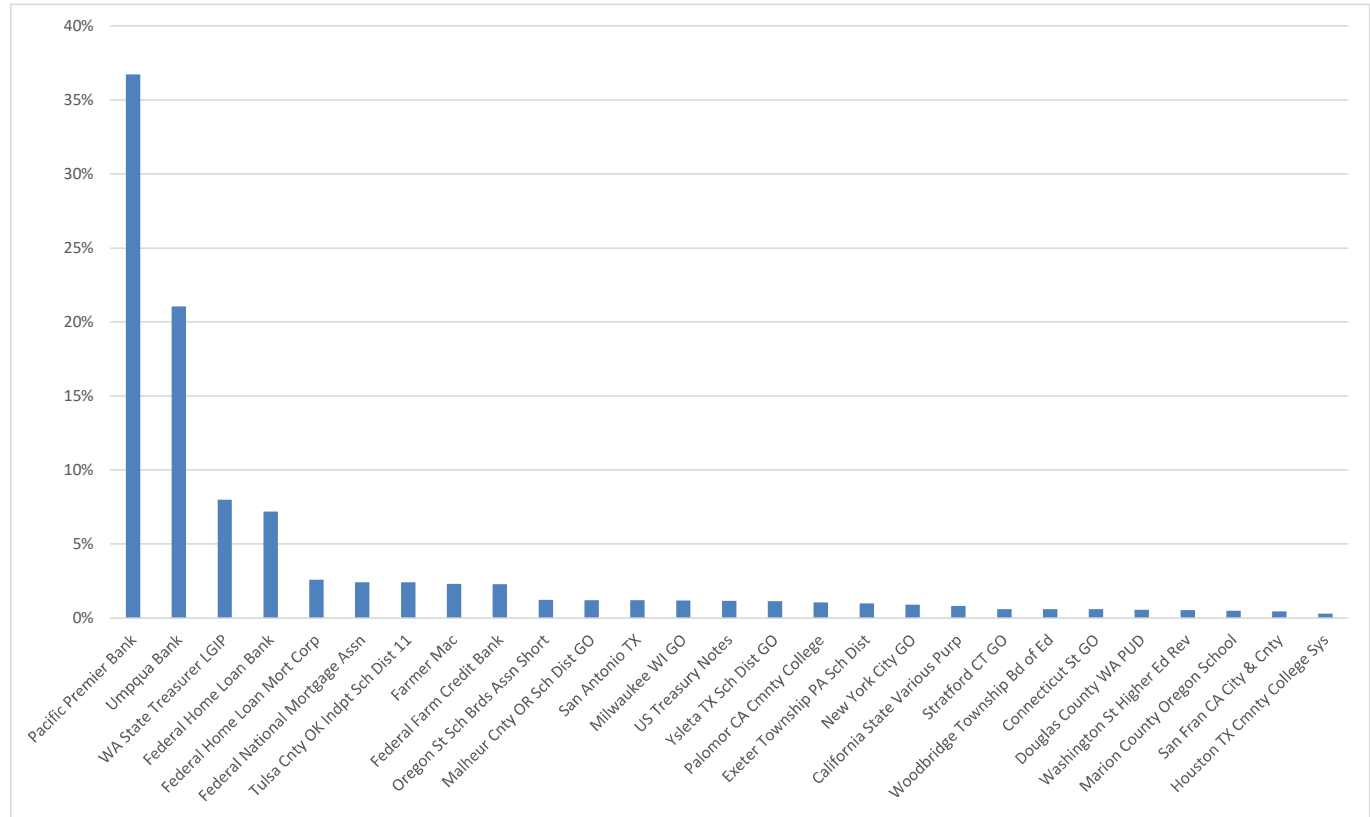
LEWIS COUNTY INVESTMENT POOL (LCIP)

July 31, 2024



Issuer Concentration

Issuer	Book Value	
Pacific Premier Bank	\$61,445,022	36.7%
Umpqua Bank	35,212,023	21.0%
WA State Treasurer LGIP	13,387,201	8.0%
Federal Home Loan Bank	12,046,564	7.2%
Federal Home Loan Mort Corp	4,334,453	2.6%
Federal National Mortgage Assn	4,041,264	2.4%
Tulsa Cnty OK Indpt Sch Dist 11	4,033,469	2.4%
Farmer Mac	3,845,974	2.3%
Federal Farm Credit Bank	3,824,145	2.3%
Oregon St Sch Brds Assn Short	2,068,940	1.2%
Malheur Cnty OR Sch Dist GO	2,030,304	1.2%
San Antonio TX	2,002,665	1.2%
Milwaukee WI GO	1,980,724	1.2%
US Treasury Notes	1,963,343	1.2%
Ysleta TX Sch Dist GO	1,915,885	1.1%
Palomor CA Cmnty College	1,768,392	1.1%
Exeter Township PA Sch Dist	1,649,728	1.0%
New York City GO	1,529,677	0.9%
California State Various Purp	1,381,678	0.8%
Stratford CT GO	1,008,501	0.6%
Woodbridge Township Bd of Ed	1,000,236	0.6%
Connecticut St GO	996,385	0.6%
Douglas County WA PUD	936,011	0.6%
Washington St Higher Ed Rev	890,894	0.5%
Marion County Oregon School	805,622	0.5%
San Fran CA City & Cnty	726,082	0.4%
Houston TX Cmnty College Sys	505,770	0.3%
\$167,330,952	100%	





**Lewis County Investment Pool
Portfolio Management
Portfolio Summary
July 31, 2024**

Lewis County Treasurer
PO Box 509
Chehalis, WA 98532
(360)740-1115

Investments	Par Value	Market Value	Book Value	% of Portfolio	Term	Days to Maturity	YTM/C
Federal Agency Issues - Coupon	28,392,000.00	28,112,790.60	28,092,399.98	16.79	1,461	392	5.435
Treasury Securities - Coupon	2,000,000.00	1,986,250.00	1,963,343.43	1.17	1,382	1,247	4.463
LGIP	13,387,201.09	13,387,201.09	13,387,201.09	8.00	1	1	5.409
Bank Savings Accounts	96,657,044.54	96,657,044.54	96,657,044.54	57.76	1	1	5.615
Municipal Bonds	28,215,000.00	27,253,960.85	27,230,962.82	16.27	1,491	1,171	4.506
	168,651,245.63	167,397,247.08	167,330,951.86	100.00%	505	272	5.374
Investments							
<hr/>							
Cash and Accrued Interest							
Accrued Interest at Purchase		66,693.48	66,693.48				
Ending Accrued Interest		527,230.61	527,230.61				
Subtotal		593,924.09	593,924.09				
	168,651,245.63	167,991,171.17	167,924,875.95		505	272	5.374
Total Cash and Investments Value							

Total Earnings	July 31 Month Ending	Fiscal Year To Date
Current Year	729,816.36	4,490,073.80
Average Daily Balance	160,642,609.51	144,576,479.66
Effective Rate of Return	5.35%	5.32%

I hereby certify that the investments contained herein are made in accordance with the current investment policy approved and adopted by the Lewis County Finance Committee, including any amendments thereafter. Copies of the policy are available upon request from the Lewis County Treasurer. These reports comply with applicable GASB Statements. Each month the Lewis County Treasurer marks to market each investment position.

Arny Davis-Treasurer, Rodney Reynolds-Investment Officer

**Lewis County Investment Pool
Portfolio Management
Portfolio Details - Investments
July 31, 2024**

CUSIP	Investment #	Issuer	Average Balance	Purchase Date	Par Value	Market Value	Book Value	Stated Rate	S&P	YTM/C Days to Maturity	Maturity Date
Federal Agency Issues - Coupon											
31422X6A5	1018	FARMER MAC		08/18/2023	2,000,000.00	1,998,206.50	1,995,372.81	5.700		5.767 15	08/16/2028
31422XQW5	1027	FARMER MAC		02/28/2024	2,000,000.00	1,858,932.88	1,850,600.97	1.150		4.570 858	12/07/2026
3133EPLC7	1010	Federal Farm Credit Bank		05/31/2023	2,000,000.00	1,987,398.20	1,995,453.89	4.125		4.278 574	02/26/2026
3133EMQW5	1014	Federal Farm Credit Bank		06/20/2023	2,000,000.00	1,831,025.56	1,828,691.25	0.780		4.470 929	02/16/2027
3130AVZ47	1007	Federal Home Loan Bank		05/15/2023	2,000,000.00	1,997,694.96	2,000,000.00	4.730		4.730 106	05/15/2028
3130AQWB5	1019	Federal Home Loan Bank		09/28/2023	2,100,000.00	2,063,482.34	2,061,899.82	2.150		5.471 211	02/28/2025
3130AXUP1	1024	Federal Home Loan Bank		11/30/2023	2,000,000.00	1,998,195.08	2,000,000.00	6.000		6.000 27	11/28/2028
3130BORU5	1030	Federal Home Loan Bank		04/26/2024	2,000,000.00	2,010,991.58	1,984,663.83	4.820		5.037 705	07/07/2028
3130B1ND5	1032	Federal Home Loan Bank		06/05/2024	2,000,000.00	2,002,162.04	2,000,000.00	5.700		5.700 126	06/05/2029
3130B1UW5	1034	Federal Home Loan Bank		07/12/2024	2,000,000.00	2,000,409.72	2,000,000.00	5.800		5.697 50	06/20/2029
3134GWD52	1016	Federal Home Loan Mort. Corp.		07/25/2023	2,180,000.00	2,084,966.85	2,084,453.38	0.680		8.929 32	09/02/2025
3134H1S61	1031	Federal Home Loan Mort. Corp.		05/15/2024	2,250,000.00	2,244,094.85	2,250,000.00	5.750		5.750 106	05/15/2029
31359MEU3	1025	Federal National Mortgage Asso		01/04/2024	1,862,000.00	2,041,575.90	2,044,251.94	6.250		3.960 1,748	05/15/2029
3135GAP88	1029	Federal National Mortgage Asso		04/18/2024	2,000,000.00	1,993,654.14	1,997,012.09	5.375		5.421 111	12/30/2027
Subtotal and Average			27,372,745.43		28,392,000.00	28,112,790.60	28,092,399.98			5.435 392	
Treasury Securities - Coupon											
91282CGC9	1028	U.S. Treasury Note		03/19/2024	2,000,000.00	1,986,250.00	1,963,343.43	3.875		4.463 1,247	12/31/2027
Subtotal and Average			1,962,902.50		2,000,000.00	1,986,250.00	1,963,343.43			4.463 1,247	
LGIP											
SYS140	140	Washington State Treasurer		01/01/2023	13,387,201.09	13,387,201.09	13,387,201.09	5.409		5.409 1	
Subtotal and Average			8,846,546.23		13,387,201.09	13,387,201.09	13,387,201.09			5.409 1	
Bank Savings Accounts											
SYS147	147	Pacific Premier Bank		01/01/2023	61,445,021.77	61,445,021.77	61,445,021.77	5.638		5.638 1	
SYS145	145	Umpqua Bank		08/24/2023	35,212,022.77	35,212,022.77	35,212,022.77	5.575		5.575 1	
Subtotal and Average			97,749,608.43		96,657,044.54	96,657,044.54	96,657,044.54			5.615 1	
Municipal Bonds											
13063D3P1	1020	CALIFORNIA STATE VARIOUS PURP		10/19/2023	1,390,000.00	1,433,673.80	1,381,678.35	5.100		5.250 1,673	03/01/2029
20772KEY1	1008	Connecticut St GO Unl Txbl		05/16/2023	995,000.00	976,761.65	996,384.52	3.850		3.800 1,140	09/15/2027
259561TC2	1005	Douglas County WA PUD		04/24/2023	945,000.00	940,813.65	936,010.53	4.018		4.280 1,492	09/01/2028
302024TJ3	1011	Exeter Township PA School Dist		06/05/2023	1,650,000.00	1,649,092.50	1,649,728.08	4.500		4.700 31	09/01/2024
44236PLR7	1015	Houston TX Cmnty College Sys		06/21/2023	500,000.00	507,685.00	505,769.89	5.000		4.500 928	02/15/2027
56114ACL8	1023	MALHEUR CNTY ORE SCH DIST GO		11/20/2023	2,000,000.00	2,066,080.00	2,030,303.84	5.584		5.000 1,048	06/15/2027
569280FA3	1026	Marion County Oregon School		01/05/2024	900,000.00	801,936.00	805,622.27	1.826		4.260 1,779	06/15/2029
602366U79	1017	MILWAUKEE WI GO UNLTD TXBL		07/26/2023	2,000,000.00	2,003,360.00	1,980,723.94	4.600		4.910 1,279	02/01/2028

**Lewis County Investment Pool
Portfolio Management
Portfolio Details - Investments
July 31, 2024**

CUSIP	Investment #	Issuer	Average Balance	Purchase Date	Par Value	Market Value	Book Value	Stated Rate	S&P	YTM/C Days to Maturity	Maturity Date	
Municipal Bonds												
64966QWY2	1036	NEW YORK CITY GO BONDS		07/31/2024	1,700,000.00	1,522,350.00	1,529,677.00	1.500		4.250	1,461	08/01/2028
686053CT4	1004	OREGON ST SCH BRDS ASSN SHTTRM		04/24/2023	2,000,000.00	2,035,540.00	2,068,939.82	5.680		4.676	1,429	06/30/2028
697511FG3	1033	PALOMAR CALIF CMNTY COLLEG		06/25/2024	2,000,000.00	1,783,200.00	1,768,392.16	1.836		4.450	1,826	08/01/2029
79623PEV3	1035	San Antonio TX		07/17/2024	2,300,000.00	1,998,907.00	2,002,665.37	1.643	AAA	4.310	2,010	02/01/2030
79773KKQ6	1003	San Fran CA City & Cnty		04/11/2023	715,000.00	720,598.45	726,082.32	6.000		4.120	318	06/15/2025
862811T77	1002	Stratford CT GO UNL TXBL		04/06/2023	1,040,000.00	1,000,885.60	1,008,501.08	1.086		4.300	365	08/01/2025
899616HN9	1012	Tulsa Cnty OK Indpt Sch Dist11		06/08/2023	2,000,000.00	2,028,740.00	2,033,468.53	5.000		4.350	1,034	06/01/2027
899616HM1	1013	Tulsa Cnty OK Indpt Sch Dist11		06/08/2023	2,000,000.00	1,989,540.00	2,000,000.00	4.350		4.350	669	06/01/2026
978879NJ9	1009	WOODBIDGE TWP BD OF ED		05/16/2023	1,080,000.00	985,867.20	1,000,236.20	1.310		4.050	1,078	07/15/2027
9397815L0	1022	WASHINGTON ST HIGHER ED REV		11/20/2023	1,000,000.00	910,530.00	890,893.70	2.337		5.180	1,614	01/01/2029
9881683R9	1006	YSLETA TX SCH DIST GO		05/04/2023	2,000,000.00	1,898,400.00	1,915,885.22	2.000		4.230	744	08/15/2026
Subtotal and Average			24,710,806.92		28,215,000.00	27,253,960.85	27,230,962.82			4.506	1,171	
Total and Average			160,642,609.51		168,651,245.63	167,397,247.08	167,330,951.86			5.374	272	

**Lewis County Investment Pool
Portfolio Management
Portfolio Details - Cash
July 31, 2024**

CUSIP	Investment #	Issuer	Average Balance	Purchase Date	Par Value	Market Value	Book Value	Stated Rate	S&P	YTM/C Days to Maturity
		Average Balance	0.00	Accrued Interest at Purchase		66,693.48	66,693.48			0
				Ending Accrued Interest		527,230.61	527,230.61			
				Subtotal		593,924.09	593,924.09			
		Total Cash and Investment Value	160,642,609.51		168,651,245.63	167,991,171.17	167,924,875.95			5.374 272