



**Lewis County Investment Pool
Portfolio Management
Portfolio Summary
April 30, 2024**

Lewis County Treasurer
PO Box 509
Chehalis, WA 98532
(360)740-1115

Investments	Par Value	Market Value	Book Value	% of Portfolio	Term	Days to Maturity	YTM/C
Federal Agency Issues - Coupon	22,142,000.00	21,556,512.99	21,778,408.68	12.43	1,361	553	5.351
Treasury Securities - Coupon	2,000,000.00	1,936,015.62	1,960,639.02	1.12	1,382	1,339	4.463
LGIP	48,201,452.24	48,201,452.24	48,201,452.24	27.51	1	1	5.398
Bank Savings Accounts	81,388,274.60	81,388,274.60	81,388,274.60	46.45	1	1	5.569
Municipal Bonds	22,215,000.00	21,529,475.35	21,904,927.22	12.50	1,415	1,113	4.547
	175,946,726.84	174,611,730.80	175,233,701.76	100.00%	362	224	5.354
Investments							
<hr/>							
Cash and Accrued Interest							
Accrued Interest at Purchase		64,523.53	64,523.53				
Ending Accrued Interest		558,973.84	558,973.84				
Subtotal		623,497.37	623,497.37				
	175,946,726.84	175,235,228.17	175,857,199.13		362	224	5.354
Total Cash and Investments Value							

Total Earnings	April 30 Month Ending	Fiscal Year To Date
Current Year	621,279.33	2,283,669.73
Average Daily Balance	141,980,522.62	113,195,044.07
Effective Rate of Return	5.32%	6.09%

I hereby certify that the investments contained herein are made in accordance with the current investment policy approved and adopted by the Lewis County Finance Committee, including any amendments thereafter. Copies of the policy are available upon request from the Lewis County Treasurer. These reports comply with applicable GASB Statements. Each month the Lewis County Treasurer marks to market each investment position.

Arny Davis-Treasurer, Rodney Reynolds-Investment Officer

Reporting period 04/01/2024-04/30/2024

Run Date: 05/13/2024 - 09:57

Portfolio LCIP
AP
PM (PRF_PM1) 7.3.11
Report Ver. 7.3.11

LEWIS COUNTY INVESTMENT POOL (LCIP)

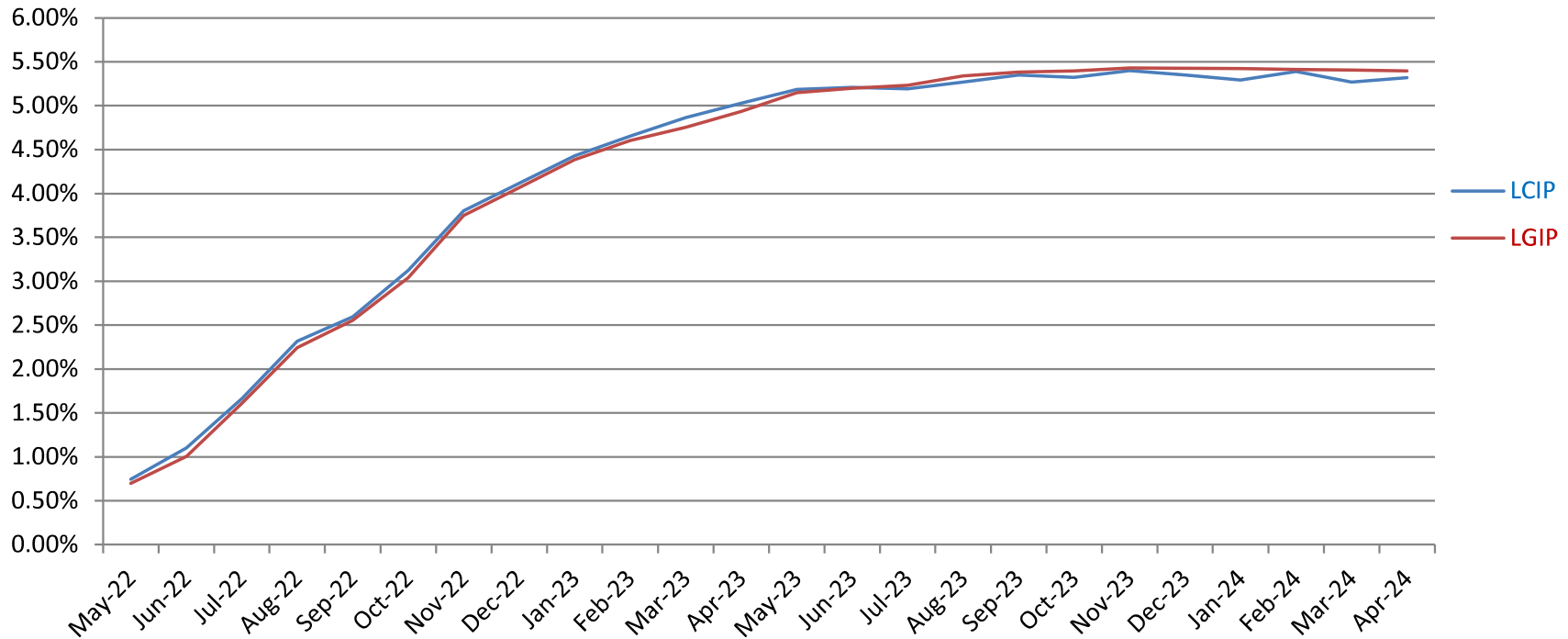
April 30, 2024



April Rate of Return and Earnings

Rate of Return	5.32%	(LGIP 5.40%)
Gross Earnings	\$621,279	
Average Daily Balance	\$141,980,523	

Rate of Return - Last 24 Months



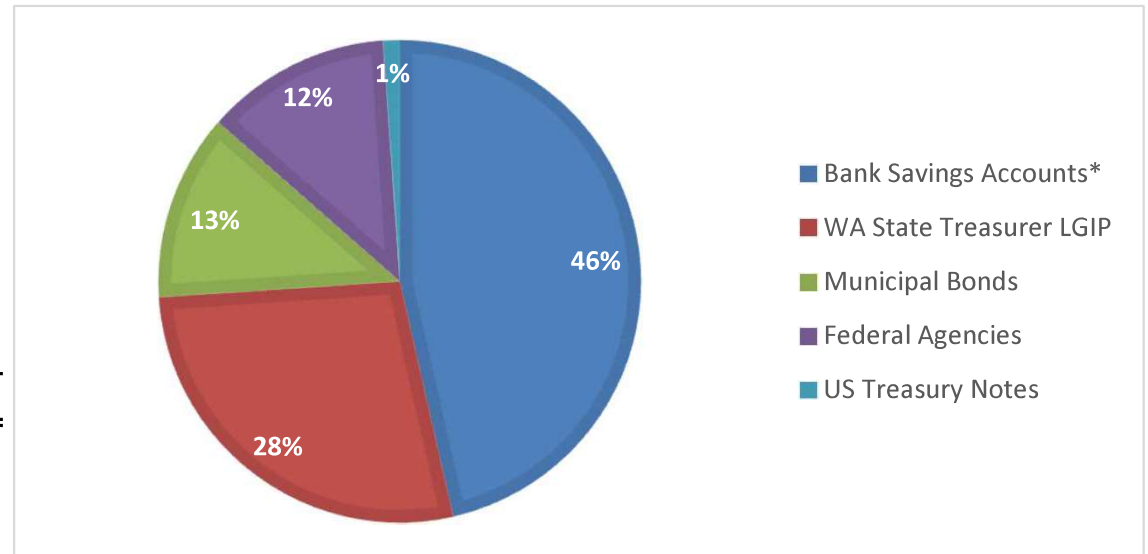
LEWIS COUNTY INVESTMENT POOL (LCIP)

April 30, 2024



Sector Diversification

<u>Sector</u>	<u>Book Value</u>	
Bank Savings Accounts*	\$81,388,275	46%
WA State Treasurer LGIP	48,201,452	28%
Municipal Bonds	21,904,927	13%
Federal Agencies	21,778,409	12%
US Treasury Notes	1,960,639	1%
	<u>\$175,233,702</u>	100%



*The County's bank deposit accounts at Umpqua Bank and Pacific Premier Bank are FDIC-insured up to FDIC limits and are fully collateralized (100%) by the Public Deposit Protection Commission.

Note: The Washington State Treasurer's LGIP also includes deposits at Umpqua and Pacific Premier.

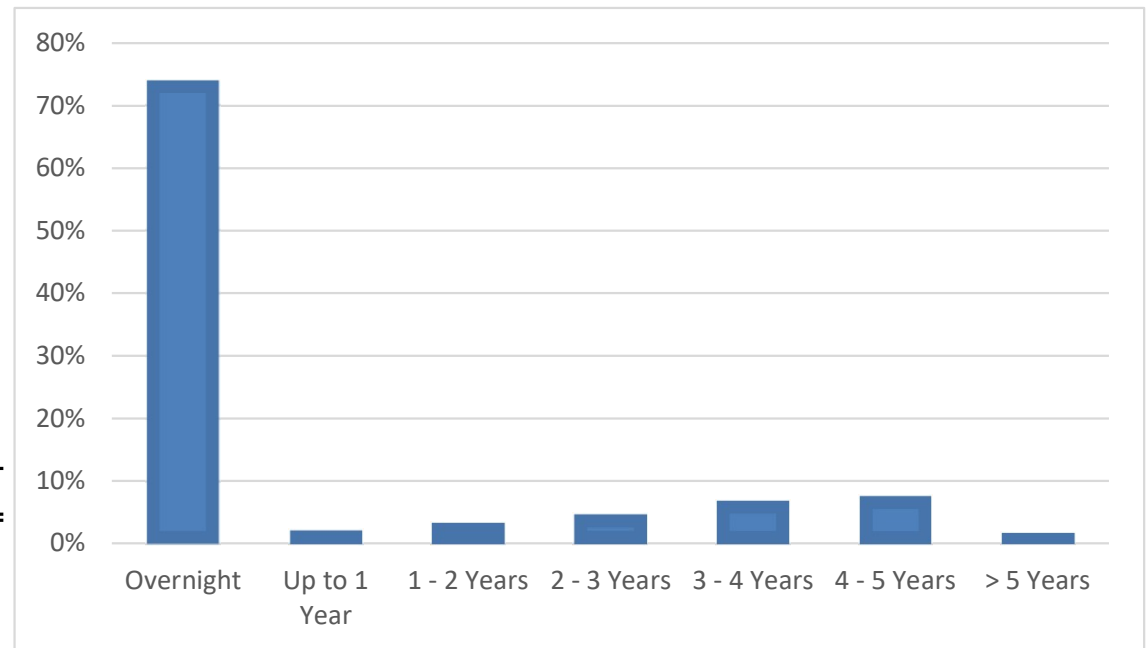
LEWIS COUNTY INVESTMENT POOL (LCIP)

April 30, 2024



Maturity Distribution

<u>Maturity Range</u>	<u>Book Value</u>	
Overnight	\$129,589,727	74%
Up to 1 Year	3,694,247	2%
1 - 2 Years	5,787,076	3%
2 - 3 Years	8,058,458	5%
3 - 4 Years	11,996,127	7%
4 - 5 Years	13,253,521	8%
> 5 Years	2,854,546	2%
	\$175,233,702	100%



LCIP Average Weighted Days to Maturity (WAM) = 236

WA State Local Government Investment Pool (LGIP) WAM = 25

The higher the WAM, the more stable and durable the portfolio's returns.

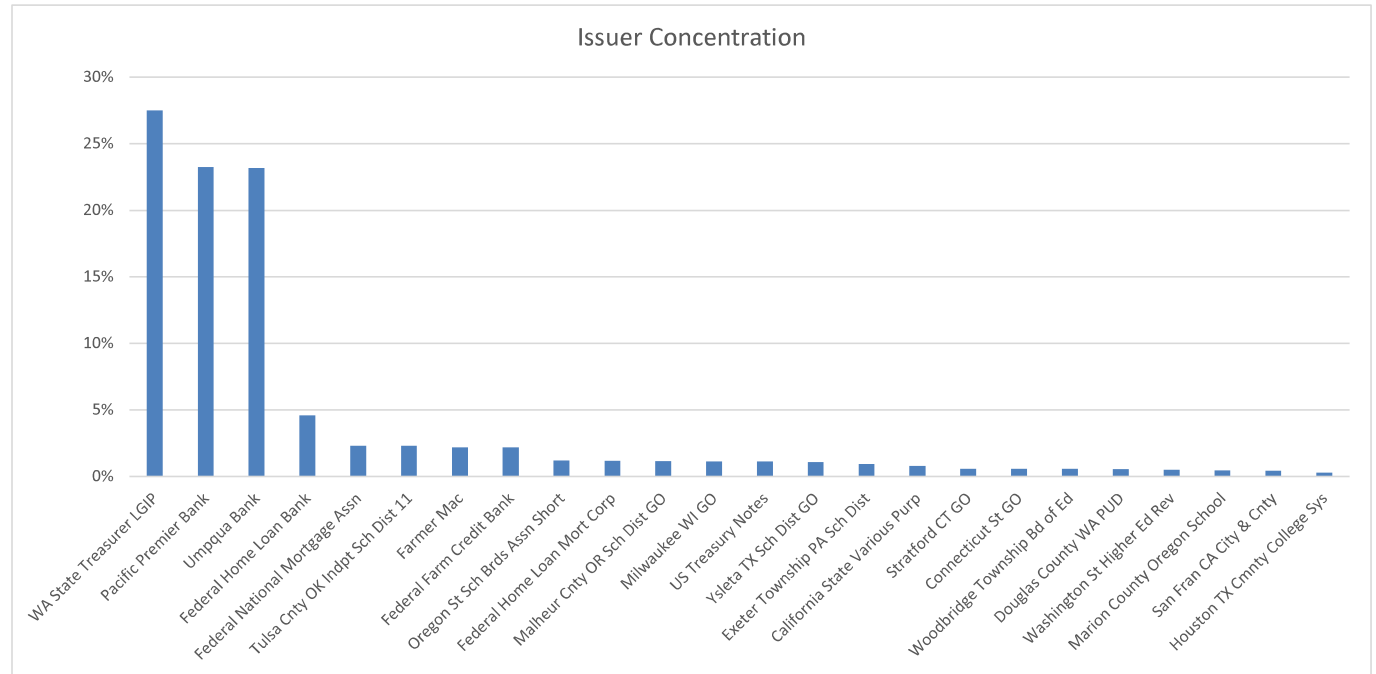
LEWIS COUNTY INVESTMENT POOL (LCIP)

April 30, 2024



Issuer Concentration

Issuer	Book Value	
WA State Treasurer LGIP	\$48,201,452	27.5%
Pacific Premier Bank	40,748,093	23.3%
Umpqua Bank	40,640,182	23.2%
Federal Home Loan Bank	8,029,024	4.6%
Federal National Mortgage Assn	4,050,560	2.3%
Tulsa Cnty OK Indpt Sch Dist 11	4,036,422	2.3%
Farmer Mac	3,829,794	2.2%
Federal Farm Credit Bank	3,806,571	2.2%
Oregon St Sch Brds Assn Short	2,073,343	1.2%
Federal Home Loan Mort Corp	2,062,461	1.2%
Malheur Cnty OR Sch Dist GO	2,032,942	1.2%
Milwaukee WI GO	1,979,347	1.1%
US Treasury Notes	1,960,639	1.1%
Ysleta TX Sch Dist GO	1,905,571	1.1%
Exeter Township PA Sch Dist	1,648,912	0.9%
California State Various Purp	1,381,224	0.8%
Stratford CT GO	1,000,626	0.6%
Connecticut St GO	996,495	0.6%
Woodbridge Township Bd of Ed	993,489	0.6%
Douglas County WA PUD	935,460	0.5%
Washington St Higher Ed Rev	884,718	0.5%
Marion County Oregon School	800,780	0.5%
San Fran CA City & Cnty	729,259	0.4%
Houston TX Cmnty College Sys	506,338	0.3%
\$175,233,702	100%	



LEWIS COUNTY INVESTMENT POOL (LCIP)

April 30, 2024

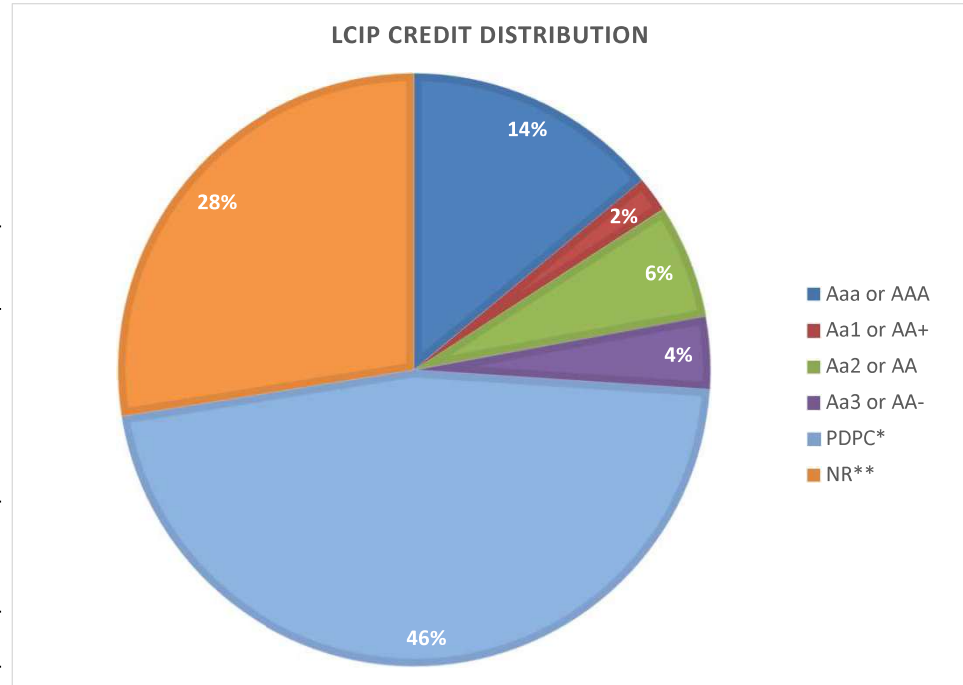


Credit Quality

Bond Ratings

Moody's	S&P	
Aaa	AAA	County Policy Compliant
Aa1	AA+	County Policy Compliant
Aa2	AA	County Policy Compliant
Aa3	AA-	County Policy Compliant

Issuer	Bond Rating	Book Value			
Federal Home Loan Bank	Aaa or AAA	\$8,029,024			
Federal National Mortgage Assn	Aaa or AAA	4,050,560			
Farmer Mac	Aaa or AAA	3,829,794			
Federal Farm Credit Bank	Aaa or AAA	3,806,571			
Federal Home Loan Mort Corp	Aaa or AAA	2,062,461			
US Treasury Notes	Aaa or AAA	1,960,639			
San Fran CA City & Cnty	Aaa or AAA	729,259	\$24,468,306	14%	
Malheur Cnty OR Sch Dist GO	Aa1 or AA+	2,032,942			
Marion County Oregon School	Aa1 or AA+	800,780			
Houston TX Cmnty College Sys	Aa1 or AA+	506,338	3,340,059	2%	
Oregon St Sch Brds Assn Short	Aa2 or AA	2,073,343			
Milwaukee WI GO	Aa2 or AA	1,979,347			
Ysleta TX Sch Dist GO	Aa2 or AA	1,905,571			
Exeter Township PA Sch Dist	Aa2 or AA	1,648,912			
California State Various Purp	Aa2 or AA	1,381,224			
Stratford CT GO	Aa2 or AA	1,000,626			
Douglas County WA PUD	Aa2 or AA	935,460	10,924,485	6%	
Tulsa Cnty OK Indpt Sch Dist 11	Aa3 or AA-	4,036,422			
Connecticut St GO	Aa3 or AA-	996,495			
Woodbridge Township Bd of Ed	Aa3 or AA-	993,489			
Washington St Higher Ed Rev	Aa3 or AA-	884,718	6,911,124	4%	
Pacific Premier Bank	PDPC*	40,748,093			
Umpqua Bank	PDPC*	40,640,182	81,388,275	46%	
WA State Treasurer LGIP	NR**	48,201,452	48,201,452	28%	
		\$175,233,702	\$175,233,702	100%	



*The County's bank deposit accounts at Umpqua Bank and Pacific Premier Bank are FDIC-insured up to FDIC limits and are fully collateralized (100%) by the Public Deposit Protection Commission.

**The Washington State Treasurer's LGIP is not rated by a ratings agency. LGIP holdings also includes deposits at Umpqua and Pacific Premier.