



**Lewis County Investment Pool
Portfolio Management
Portfolio Summary
May 31, 2024**

Lewis County Treasurer
PO Box 509
Chehalis, WA 98532
(360)740-1115

Investments	Par Value	Market Value	Book Value	% of Portfolio	Term	Days to Maturity	YTM/C
Federal Agency Issues - Coupon	24,392,000.00	23,887,194.35	24,049,739.13	14.85	1,404	491	5.389
Treasury Securities - Coupon	2,000,000.00	1,950,078.12	1,961,550.29	1.21	1,382	1,308	4.463
LGIP	32,238,849.39	32,238,849.39	32,238,849.39	19.91	1	1	5.397
Bank Savings Accounts	81,773,209.68	81,773,209.68	81,773,209.68	50.50	1	1	5.569
Municipal Bonds	22,215,000.00	21,657,618.40	21,913,360.91	13.53	1,415	1,082	4.547
	162,619,059.07	161,506,949.94	161,936,709.40	100.00%	417	236	5.356
Investments							
<hr/>							
Cash and Accrued Interest							
Accrued Interest at Purchase		48,683.60	48,683.60				
Ending Accrued Interest		566,409.30	566,409.30				
Subtotal		615,092.90	615,092.90				
	162,619,059.07	162,122,042.84	162,551,802.30		417	236	5.356
Total Cash and Investments Value							

Total Earnings	May 31	Month Ending	Fiscal Year To Date
Current Year		765,034.15	3,048,703.88
Average Daily Balance		170,408,424.36	137,872,885.03
Effective Rate of Return		5.29%	5.31%

I hereby certify that the investments contained herein are made in accordance with the current investment policy approved and adopted by the Lewis County Finance Committee, including any amendments thereafter. Copies of the policy are available upon request from the Lewis County Treasurer. These reports comply with applicable GASB Statements. Each month the Lewis County Treasurer marks to market each investment position.

Arny Davis-Treasurer, Rodney Reynolds-Investment Officer

Reporting period 05/01/2024-05/31/2024

Run Date: 06/13/2024 - 10:22

Portfolio LCIP
AP
PM (PRF_PM1) 7.3.11
Report Ver. 7.3.11

LEWIS COUNTY INVESTMENT POOL (LCIP)

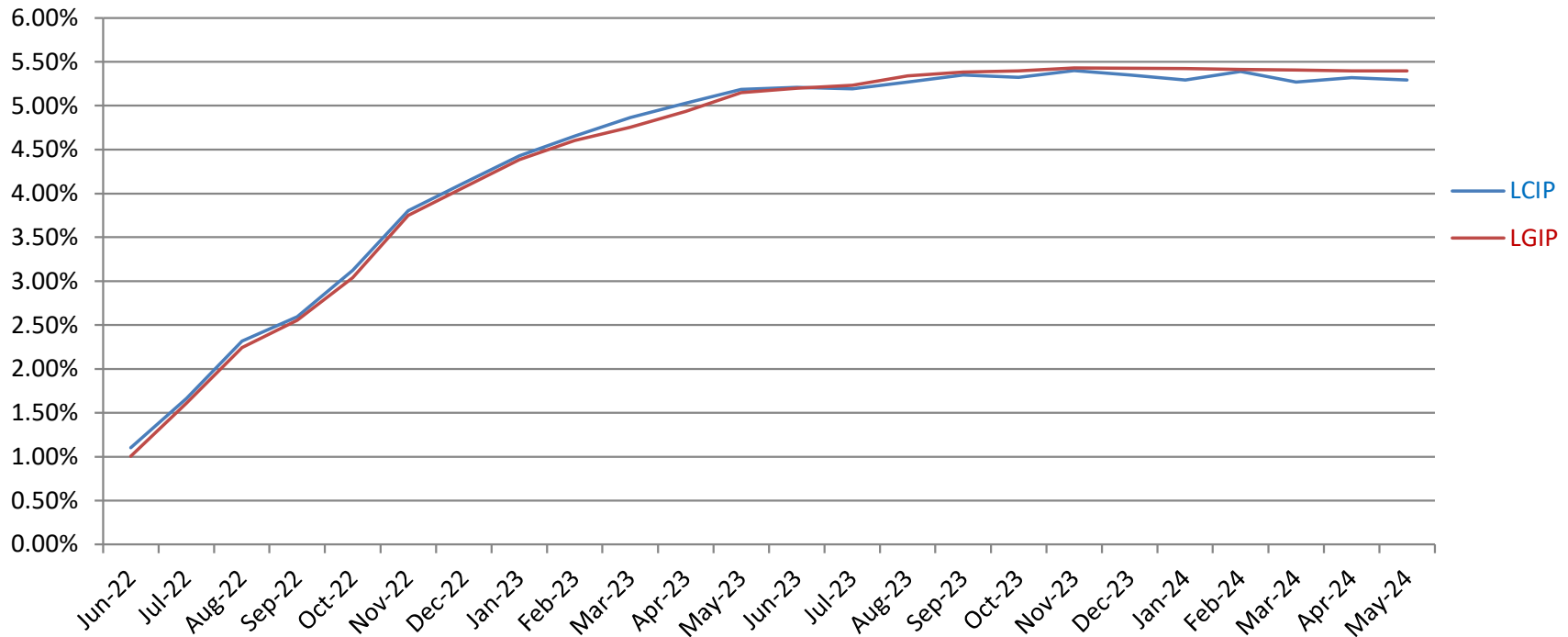
May 31, 2024



April Rate of Return and Earnings

Rate of Return	5.29%	(LGIP 5.40%)
Gross Earnings	\$765,034	
Average Daily Balance	\$170,408,424	

Rate of Return - Last 24 Months



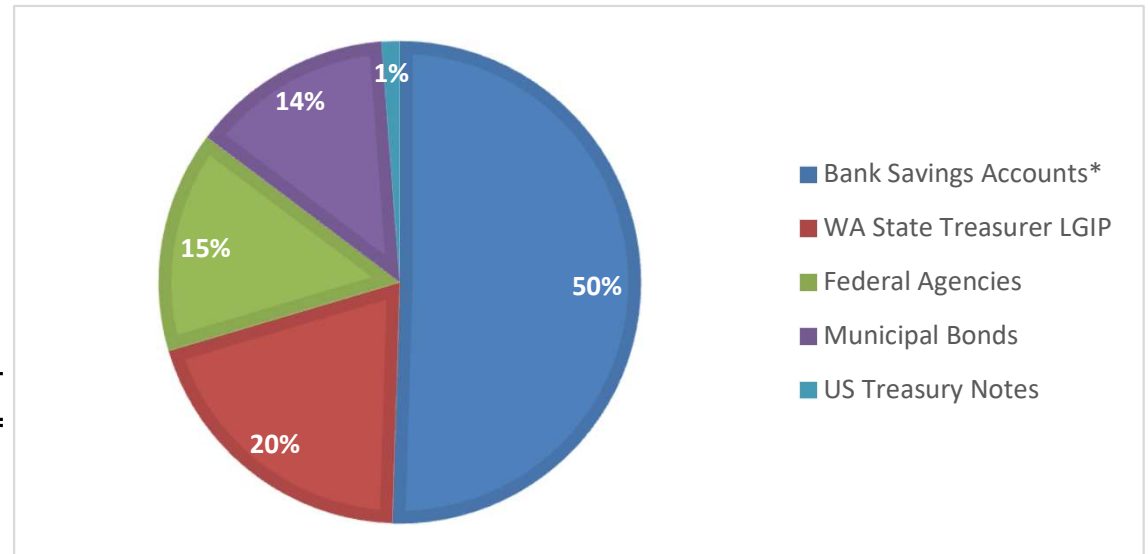
LEWIS COUNTY INVESTMENT POOL (LCIP)

May 31, 2024



Sector Diversification

<u>Sector</u>	<u>Book Value</u>	
Bank Savings Accounts*	\$81,773,210	50%
WA State Treasurer LGIP	32,238,849	20%
Federal Agencies	24,049,739	15%
Municipal Bonds	21,913,361	14%
US Treasury Notes	1,961,550	1%
	<u>\$161,936,709</u>	100%



*The County's bank deposit accounts at Umpqua Bank and Pacific Premier Bank are FDIC-insured up to FDIC limits and are fully collateralized (100%) by the Public Deposit Protection Commission.

Note: The Washington State Treasurer's LGIP also includes deposits at Umpqua and Pacific Premier.

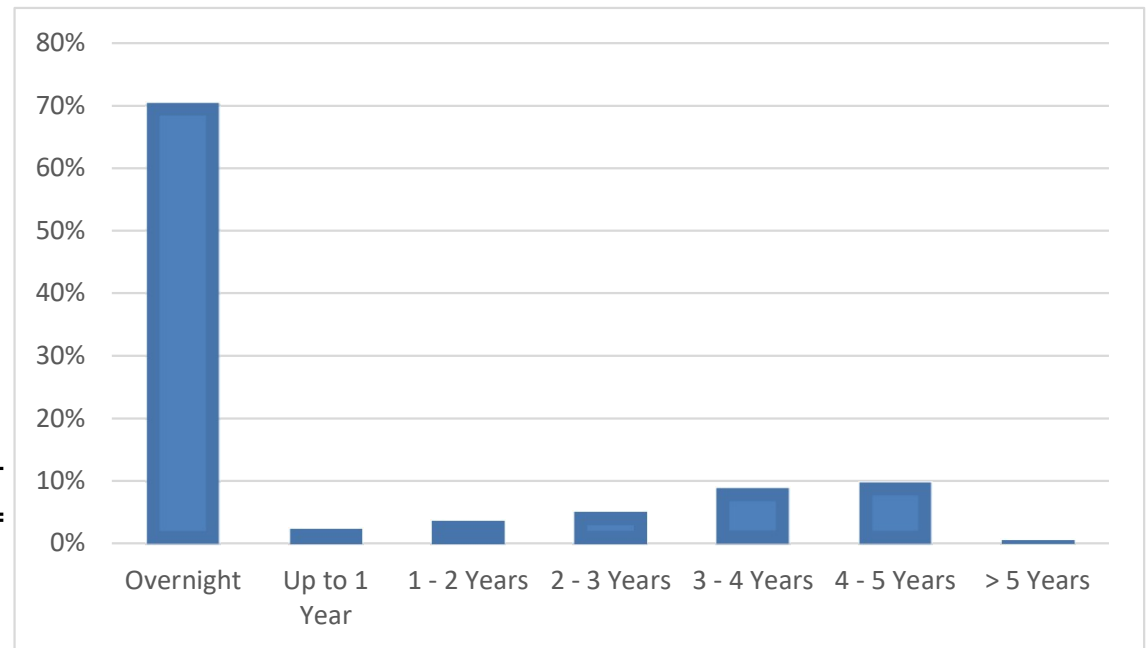
LEWIS COUNTY INVESTMENT POOL (LCIP)

May 31, 2024



Maturity Distribution

<u>Maturity Range</u>	<u>Book Value</u>	
Overnight	\$114,012,059	70%
Up to 1 Year	3,700,041	2%
1 - 2 Years	5,796,214	4%
2 - 3 Years	8,072,621	5%
3 - 4 Years	13,997,919	9%
4 - 5 Years	15,555,462	10%
> 5 Years	802,394	0%
	\$161,936,709	100%



LCIP Average Weighted Days to Maturity (WAM) = 236

WA State Local Government Investment Pool (LGIP) WAM = 25

The higher the WAM, the more stable and durable the portfolio's returns.

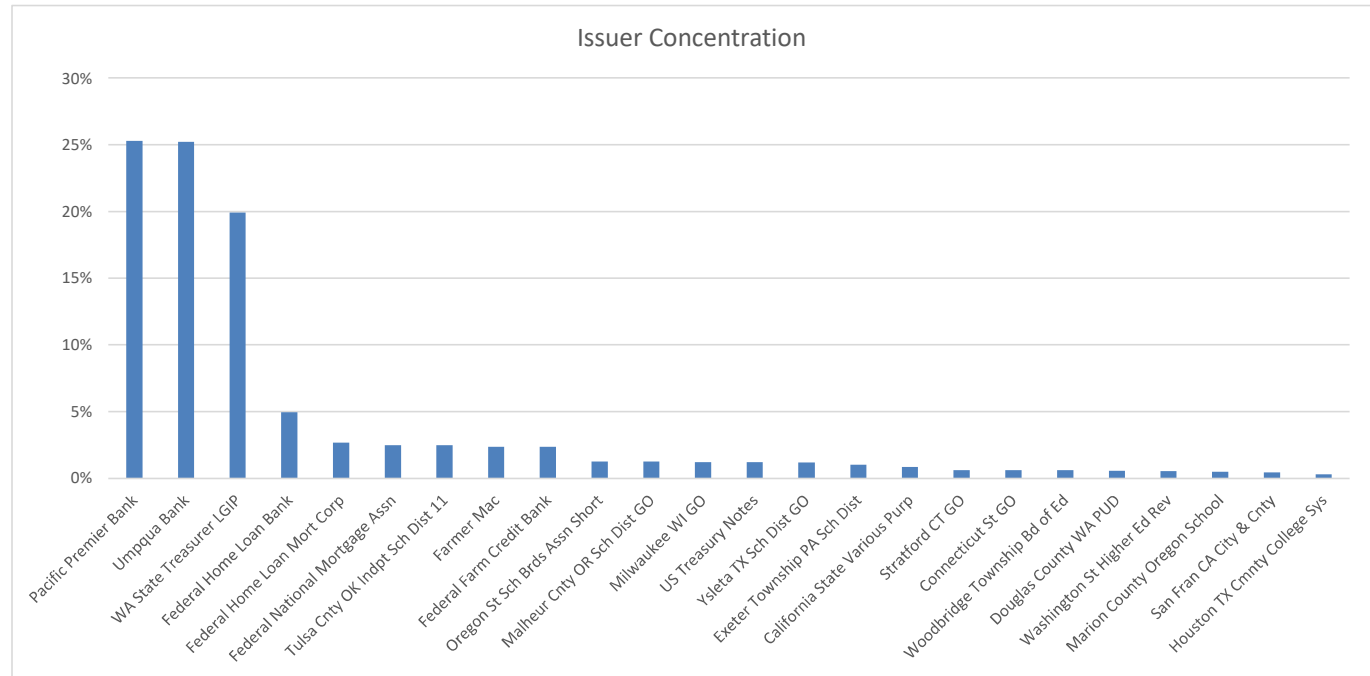
LEWIS COUNTY INVESTMENT POOL (LCIP)

May 31, 2024



Issuer Concentration

Issuer	Book Value	
Pacific Premier Bank	\$40,940,772	25.3%
Umpqua Bank	40,832,438	25.2%
WA State Treasurer LGIP	32,238,849	19.9%
Federal Home Loan Bank	8,034,870	5.0%
Federal Home Loan Mort Corp	4,319,792	2.7%
Federal National Mortgage Assn	4,047,461	2.5%
Tulsa Cnty OK Indpt Sch Dist 11	4,035,438	2.5%
Farmer Mac	3,835,187	2.4%
Federal Farm Credit Bank	3,812,429	2.4%
Oregon St Sch Brds Assn Short	2,071,876	1.3%
Malheur Cnty OR Sch Dist GO	2,032,062	1.3%
Milwaukee WI GO	1,979,806	1.2%
US Treasury Notes	1,961,550	1.2%
Ysleta TX Sch Dist GO	1,909,009	1.2%
Exeter Township PA Sch Dist	1,649,184	1.0%
California State Various Purp	1,381,376	0.9%
Stratford CT GO	1,003,251	0.6%
Connecticut St GO	996,458	0.6%
Woodbridge Township Bd of Ed	995,738	0.6%
Douglas County WA PUD	935,644	0.6%
Washington St Higher Ed Rev	886,776	0.5%
Marion County Oregon School	802,394	0.5%
San Fran CA City & Cnty	728,200	0.4%
Houston TX Cmnty College Sys	506,149	0.3%
\$161,936,709	100%	



LEWIS COUNTY INVESTMENT POOL (LCIP)

May 31, 2024

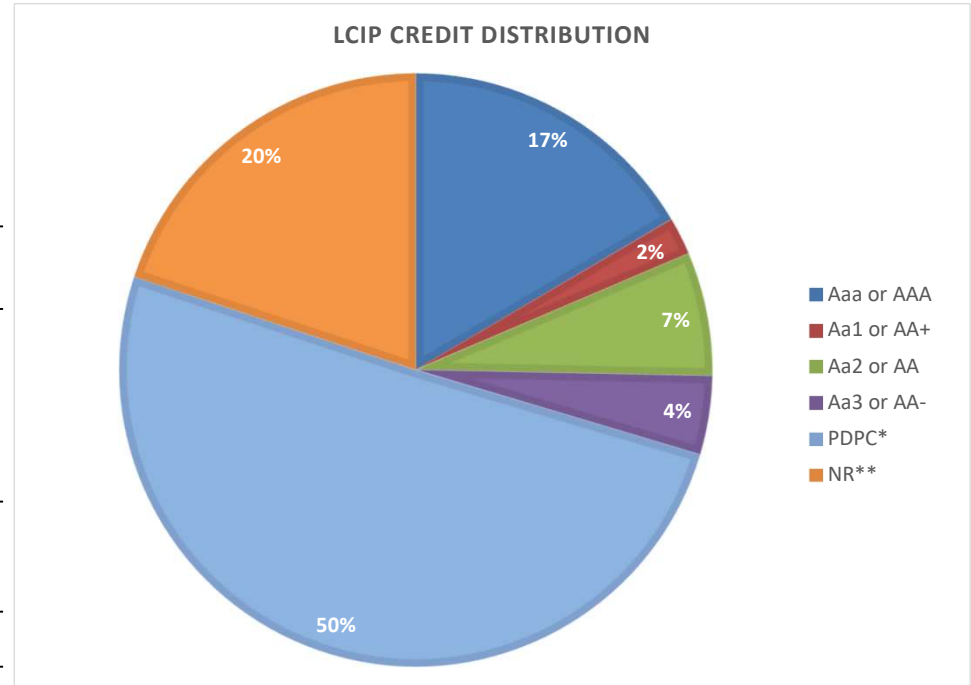


Credit Quality

Bond Ratings

Moody's	S&P	
Aaa	AAA	County Policy Compliant
Aa1	AA+	County Policy Compliant
Aa2	AA	County Policy Compliant
Aa3	AA-	County Policy Compliant

Issuer	Bond Rating	Book Value			
Federal Home Loan Bank	Aaa or AAA	\$8,034,870			
Federal National Mortgage Assn	Aaa or AAA	4,047,461			
Farmer Mac	Aaa or AAA	3,835,187			
Federal Farm Credit Bank	Aaa or AAA	3,812,429			
Federal Home Loan Mort Corp	Aaa or AAA	4,319,792			
US Treasury Notes	Aaa or AAA	1,961,550			
San Fran CA City & Cnty	Aaa or AAA	728,200	\$26,739,489	17%	
Malheur Cnty OR Sch Dist GO	Aa1 or AA+	2,032,062			
Marion County Oregon School	Aa1 or AA+	802,394			
Houston TX Cmnty College Sys	Aa1 or AA+	506,149	3,340,605	2%	
Oregon St Sch Brds Assn Short	Aa2 or AA	2,071,876			
Milwaukee WI GO	Aa2 or AA	1,979,806			
Ysleta TX Sch Dist GO	Aa2 or AA	1,909,009			
Exeter Township PA Sch Dist	Aa2 or AA	1,649,184			
California State Various Purp	Aa2 or AA	1,381,376			
Stratford CT GO	Aa2 or AA	1,003,251			
Douglas County WA PUD	Aa2 or AA	935,644	10,930,146	7%	
Tulsa Cnty OK Indpt Sch Dist 11	Aa3 or AA-	4,035,438			
Connecticut St GO	Aa3 or AA-	996,458			
Woodbridge Township Bd of Ed	Aa3 or AA-	995,738			
Washington St Higher Ed Rev	Aa3 or AA-	886,776	6,914,410	4%	
Pacific Premier Bank	PDPC*	40,940,772			
Umpqua Bank	PDPC*	40,832,438	81,773,210	50%	
WA State Treasurer LGIP	NR**	32,238,849	32,238,849	20%	
		\$161,936,709	\$161,936,709	100%	



*The County's bank deposit accounts at Umpqua Bank and Pacific Premier Bank are FDIC-insured up to FDIC limits and are fully collateralized (100%) by the Public Deposit Protection Commission.

**The Washington State Treasurer's LGIP is not rated by a ratings agency. LGIP holdings also includes deposits at Umpqua and Pacific Premier.