

Final Draft Solid and Hazardous Waste Management Plan

Prepared for

Lewis County Solid Waste Utility

1411 South Tower Avenue
Centralia, Washington 98531

Prepared by

Parametrix

411 108th Avenue NE, Suite 1800
Bellevue, WA 98004-5571
T. 425.458.6200 F. 425.458.6363
www.parametrix.com

CITATION

Parametrix. 2008. Final Draft
Solid and Hazardous Waste Management Plan. Prepared by Parametrix,
Bellevue, Washington. November 2008.

TABLE OF CONTENTS

- 1. PLANNING PROCESS AND BACKGROUND 1-1**
- 1.1 PURPOSE OF THE PLAN 1-1
- 1.2 REVISIONS AND AMENDMENT PROCESS 1-1
 - 1.2.1 Type of Update 1-2
 - 1.2.2 Planning Authorities 1-2
 - 1.2.3 Plan Revision Process 1-2
- 1.3 RELATIONSHIP TO THE PREVIOUS PLAN 1-3
- 1.4 HISTORY OF STATE PLANS AND REGULATIONS 1-3
 - 1.4.1 Solid Waste Management Act (RCW 70.95) 1-3
 - 1.4.2 Hazardous Waste Management Act (RCW 70.105) 1-3
 - 1.4.3 Waste Not Washington Act (Chapter 431, Laws of 1989) 1-4
 - 1.4.4 Clean Washington Act (70.951 RCW) 1-4
 - 1.4.5 Minimum Functional Standards for Solid Waste Handling
 (WAC 173-304) and Solid Waste Handling Standards (WAC 173-350) 1-4
 - 1.4.6 Criteria for Municipal Solid Waste Landfills (WAC 173-351) 1-4
- 1.5 RELATIONSHIP TO NEW OR CHANGING PLANS AND
 REGULATIONS 1-5
 - 1.5.1 Beyond Waste Plan 1-5
 - 1.5.2 Lewis County Comprehensive Plan 1-5
 - 1.5.3 Lewis County Ordinance 1196 (the Commingled Recycling Ordinance) 1-5
 - 1.5.4 Washington Clean Air Act 1-6
- 1.6 PLAN GOALS AND POLICIES 1-6
 - 1.6.1 Ongoing Goals and Policies 1-6
 - 1.6.2 Additional Goals and Policies 1-8
- 1.7 GUIDE TO THE PLAN 1-8
- 2. CURRENT CONDITIONS 2-1**
- 2.1 PHYSICAL, NATURAL, AND ENVIRONMENTAL CONDITIONS 2-1
 - 2.1.1 Location 2-1
 - 2.1.2 Climate 2-1
 - 2.1.3 Geology, Groundwater, and Soils 2-2
 - 2.1.4 Topography and Drainage 2-2
 - 2.1.5 Shorelines and Wetlands 2-3
 - 2.1.6 Municipal Solid Waste Landfills 2-3
- 2.2 DEMOGRAPHICS 2-3
 - 2.2.1 Population 2-3
 - 2.2.2 Housing 2-5
- 2.3 WASTE GENERATION AND CHARACTERIZATION 2-6
 - 2.3.1 Waste Generation 2-6
 - 2.3.2 Waste Characterization 2-8
- 2.4 ECONOMICS 2-15

TABLE OF CONTENTS (CONTINUED)

| | |
|--|------------|
| 3. MUNICIPAL SOLID WASTE COLLECTION, TRANSFER, EXPORT, AND DISPOSAL | 3-1 |
| 3.1 SOLID WASTE COLLECTION | 3-1 |
| 3.1.1 Existing Conditions | 3-1 |
| 3.1.2 Needs and Opportunities | 3-5 |
| 3.1.3 Recommendations | 3-5 |
| 3.2 SOLID WASTE TRANSFER | 3-5 |
| 3.2.1 Existing Conditions | 3-5 |
| 3.2.2 Needs and Opportunities | 3-7 |
| 3.2.3 Recommendations | 3-8 |
| 3.3 SOLID WASTE EXPORT AND DISPOSAL | 3-8 |
| 3.3.1 Existing Conditions | 3-8 |
| 3.3.2 Needs and Opportunities | 3-9 |
| 3.3.3 Recommendations | 3-9 |
| 3.4 WASTE IMPORT | 3-9 |
| 4. WASTE REDUCTION, RECYCLING, AND COMPOSTING..... | 4-1 |
| 4.1 WASTE REDUCTION | 4-1 |
| 4.1.1 Existing Conditions | 4-1 |
| 4.1.2 Needs and Opportunities | 4-2 |
| 4.1.3 Recommendations | 4-2 |
| 4.1.4 Monitoring and Evaluation..... | 4-2 |
| 4.2 RECYCLING | 4-3 |
| 4.2.1 Existing Residential Recycling..... | 4-3 |
| 4.2.2 Existing Commercial Recycling..... | 4-5 |
| 4.2.3 Existing Self-Haul Recycling | 4-5 |
| 4.2.4 Needs and Opportunities | 4-6 |
| 4.2.5 Recommendations | 4-6 |
| 4.3 COMPOSTING | 4-8 |
| 4.3.1 Existing Conditions | 4-8 |
| 4.3.2 Needs and Opportunities | 4-9 |
| 4.3.3 Recommendations | 4-9 |
| 4.4 EVALUATING RECOMMENDATIONS | 4-10 |
| 5. SPECIAL WASTES..... | 5-1 |
| 5.1 WASTES FOR WHICH NO FURTHER ENHANCEMENTS ARE NECESSARY..... | 5-1 |
| 5.1.1 Agricultural Waste..... | 5-1 |
| 5.1.2 Asbestos..... | 5-1 |
| 5.1.3 Petroleum-contaminated Soils..... | 5-2 |
| 5.1.4 Tires..... | 5-2 |
| 5.1.5 Vehicle Hulks | 5-3 |

TABLE OF CONTENTS (CONTINUED)

| | | |
|-----------|---|------------|
| 5.1.6 | White Goods..... | 5-3 |
| 5.1.7 | Wood Waste | 5-3 |
| 5.2 | CONSTRUCTION AND DEMOLITION DEBRIS | 5-4 |
| 5.2.1 | Existing Conditions | 5-4 |
| 5.2.2 | Needs and Opportunities | 5-4 |
| 5.2.3 | Recommendations | 5-5 |
| 5.3 | ELECTRONIC WASTE | 5-5 |
| 5.3.1 | Existing Conditions | 5-5 |
| 5.3.2 | Needs and Opportunities | 5-5 |
| 5.3.3 | Recommendations | 5-6 |
| 5.4 | MEDICAL WASTE | 5-6 |
| 5.4.1 | Existing Conditions | 5-6 |
| 5.4.2 | Needs and Opportunities | 5-7 |
| 5.4.3 | Recommendations | 5-7 |
| 6. | MODERATE RISK WASTES..... | 6-1 |
| 6.1 | EXISTING CONDITIONS | 6-1 |
| 6.1.1 | Education..... | 6-1 |
| 6.1.2 | Collection | 6-2 |
| 6.2 | NEEDS AND OPPORTUNITIES..... | 6-5 |
| 6.3 | RECOMMENDATIONS | 6-5 |
| 7. | ADMINISTRATION | 7-1 |
| 7.1 | EXISTING CONDITIONS | 7-1 |
| 7.1.1 | Administrative Responsibility | 7-1 |
| 7.1.2 | Local Regulations..... | 7-4 |
| 7.1.3 | County Authority to Establish a Solid Waste Management System | 7-4 |
| 7.1.4 | Enforcement | 7-5 |
| 7.2 | NEEDS AND OPPORTUNITIES..... | 7-6 |
| 7.3 | RECOMMENDATIONS | 7-6 |
| 8. | FUNDING AND IMPLEMENTATION PLAN | 8-1 |
| 8.1 | FUNDING OPTIONS | 8-1 |
| 8.1.1 | User Charges | 8-1 |
| 8.1.2 | Taxes | 8-2 |
| 8.1.3 | Grants | 8-2 |
| 8.2 | IMPLEMENTATION PLAN..... | 8-2 |
| 8.3 | SIX- AND TWENTY-YEAR PROJECTED NEEDS FOR SOLID WASTE HANDLING..... | 8-8 |

TABLE OF CONTENTS (CONTINUED)

9. REFERENCES.....9-1

LIST OF FIGURES

2-1 Vicinity Map.....2-1
 2-2 Municipality Locations in Lewis County2-4
 2-3 Overview of Overall Waste Composition2-10
 2-4 Overview of Residential Waste2-11
 2-5 Overview of Commercial Waste2-13
 2-6 Overview of Self-haul Waste2-14
 3-1 Solid Waste Collection Service Area Designations3-3

LIST OF TABLES

2-1 Population Projection for Lewis County2-3
 2-2 Population Distribution in Lewis County2-4
 2-3 Waste Disposal and Recycling Data, 1993 to 2006.....2-7
 2-4 Waste Generation Projections, Through 2030.....2-7
 2-5 Waste Generation Projections Based on Alternative 2025 Projection2-8
 2-6 Individual Materials, by Recycling and Composting Category.....2-9
 2-7 Top Ten Materials, Overall Waste2-11
 2-8 Top Ten Materials, Residential Waste2-12
 2-9 Top Ten Materials, Commercial Waste.....2-13
 2-10 Top Ten Materials, Self-haul Waste.....2-14
 2-11 Employment Distribution2-15
 3-1 Solid Waste Collection Services3-2
 4-1 Types and Quantities of Materials Recycled, 2006.....4-4
 4-2 Potential Impacts of Selected Recommendations on Waste Diversion4-10
 6-1 2007 Hazo Hut Participation and Collection Summary6-3
 6-2 2007 Special Collection Event Summary6-4
 6-3 Used Oil Collection at County-sponsored Sites (gallons).....6-4
 8-1 Implementation Plan.....8-3
 8-2 Lewis County 6-Year Budget Projections8-9

APPENDICES

- A Interlocal Agreements
- B Adoption Ordinances
- C SEPA Environmental Checklist
- D Summary of Past Recommendations and Status
- E Ordinance 1196
- F Material Definitions
- G Lewis County Detailed Waste Composition Tables
- H Legal Descriptions of Service Areas and Rate Sheets
- I Drop Box Transfer Station Operations and Rates
- J Recycling Drop-off Opportunities
- K WUTC Cost Assessment Questionnaire

ACRONYMS AND ABBREVIATIONS

| | |
|---------|--|
| BOCC | Board of County Commissioners |
| C&D | construction and demolition (debris) |
| CAP | Closure Action Plan |
| CESQG | conditionally exempt small quantity generator |
| CLCG | Centralia Landfill Closure Group |
| CPG | Coordinated Prevention Grant |
| CTS | Central Transfer Station |
| Ecology | Washington State Department of Ecology |
| ELCTS | East Lewis County Transfer Station |
| ESD | Lewis County Environmental Services Division |
| HHW | household hazardous waste |
| ILA | interlocal agreement |
| LCSW | Lewis County Solid Waste Utility |
| MFS | Minimum Functional Standards |
| MRW | moderate risk waste |
| MSW | municipal solid waste |
| MTCA | Model Toxics Control Act |
| OCC | old corrugated cardboard |
| OFM | Office of Financial Management |
| PCB | polychlorinated biphenyl |
| PCS | petroleum-contaminated soils |
| RCW | Revised Code of Washington |
| RSA | Recycling Service Area |
| SEPA | State Environmental Policy Act |
| SHWMP | Solid and Hazardous Waste Management Plan |
| SR | State Route |
| SWAC | Solid Waste Advisory Committee |
| SWMA | Solid Waste Management Act |
| SWMP | Solid Waste Management Plan |
| UGA | Urban Growth Area |
| WAC | Washington Administrative Code |
| WSU | Washington State University |
| WUTC | Washington Utilities and Transportation Commission |

1. PLANNING PROCESS AND BACKGROUND

1.1 PURPOSE OF THE PLAN

This Solid and Hazardous Waste Management Plan (SHWMP) was prepared to provide future direction for managing solid and moderate risk waste, including collection and handling, within Lewis County. This SHWMP was developed in response to the Solid Waste Management Act, Chapter 70.95 of the Revised Code of Washington (RCW), which states:

Each County within the State, in cooperation with the various cities located within such county, shall prepare a coordinated, comprehensive solid waste management plan (Section 70.95.080).

Likewise, the Hazardous Waste Management Act, RCW 70.105, requires local governments to manage moderate risk waste (MRW) in their jurisdictions by investigating, addressing, and documenting potential threats posed by hazardous waste generated by households and in small quantities by businesses and institutions.

This SHWMP addresses solid waste and MRW management throughout Lewis County and is a joint city/county plan. The incorporated areas chose to participate in the County's planning process through interlocal agreement (ILA; see Appendix A), as defined per RCW 70.95.080(2). The incorporated municipalities are Centralia, Chehalis, Morton, Mossyrock, Napavine, Pe Ell, Toledo, Vader, and Winlock.

The SHWMP documents current waste management programs, evaluates future waste management needs, and outlines a 20-year program for managing solid waste in Lewis County. While the plan considers a 20-year planning horizon, detailed program development and implementation covers a 6-year planning period (2008 to 2013).

In some instances, the SHWMP documents specific decisions regarding how waste will be managed in Lewis County. In other instances, the SHWMP identifies (1) decisions yet to be made, (2) possible future actions, and (3) recommendations for study as part of a necessary, dynamic, and ongoing solid waste and MRW management program.

1.2 REVISIONS AND AMENDMENT PROCESS

Lewis County developed its first Comprehensive Solid Waste Management Plan in 1974 and updated it in 1990, 1993, and 2000. In addition, Lewis County developed a Moderate Risk Waste Management Plan in 1991 and updated it in the 2000 Solid Waste Management Plan. The Washington State Department of Ecology's (Ecology) Guidelines for the Development of Local Solid Waste Management Plans and Plan Revisions (Ecology 1999, p. 33) stipulate that the planning authority should periodically (at least every 5 years) determine the plan's status, notifying Ecology's regional solid waste planner of the assessment and its rationale. Plans should then be amended or revised to keep them current in accordance with the following definitions:

- Amendments are additions to an existing program or changes that implement a program, rather than define the planning vision. Consequently, amendments do not need to undergo as extensive a review and adoption process.
- A revision entails redefining the vision for local solid waste management. A revision updates each component of the plan, as necessary, to make it current.

1.2.1 Type of Update

This SHWMP serves as a revision to the 2000 Solid Waste/Moderate Risk Waste Plan (2000 Plan). Accordingly, the Lewis County Commissioners adopted the plan on [insert date], as did each of the local governments. Copies of the adopted ordinances are provided in Appendix B.

While it redefines the vision for local solid waste management, this SHWMP does not repeat the information in previous plans if it has not changed. Instead, the focus is on aspects of the system that have changed or are expected to change. Background information is summarized, as appropriate, to meet the regulatory requirements for a plan.

1.2.2 Planning Authorities

The ILA between the County and the municipalities for the integration of solid waste management (Appendix A) identifies Lewis County as the local government agency designated to develop and implement the local solid waste management plan. In 1997, the cities and the County also agreed to merge the solid waste management plan and the MRW plan into one document. The Lewis County Department of Public Works, Solid Waste Utility, under the authority of the County Commissioners, took the lead role in developing this SHWMP. The Utility also coordinated the efforts of the local governments and the Solid Waste Advisory Committee (SWAC).

The SWAC, which is made up of citizens and participating jurisdictions, provided oversight and guided SHWMP development. The SWAC was the focal point of the associated public involvement effort. The two primary SWAC responsibilities were to advise on plan development and to assist in the SHWMP adoption process. The SWAC participated by (1) reviewing and reaffirming goals and policies, (2) considering and recommending additional goals and policies, (3) identifying needs and opportunities within the County, (4) reviewing potential recommendations to be included in the plan, (5) reviewing the draft SHWMP, (6) acting as a liaison to their constituencies, and (7) assisting in public involvement programs.

1.2.3 Plan Revision Process

The SHWMP update process began at a June 2007 SWAC meeting. Solid Waste Utility staff presented recommendations from the 2000 Plan, and the current status of each recommendation. Needs, opportunities, and alternatives were discussed at the September, October, and November 2007 SWAC meetings. The SWAC provided review and comment on the alternatives under consideration. Subsequently, a draft copy of the plan was reviewed by the SWAC, city/town staff, and Ecology.

A public meeting was held in October 2008. No public comments were received.

The State Environmental Policy Act (SEPA) requires an environmental evaluation of actions that involve decisions on policies, plans, or programs where those actions could potentially have a significant adverse impact on the environment. In this case, the purpose of the SEPA process is to inform decision-makers and the public of the potential environmental consequences of actions relating to SHWMP implementation. A SEPA Environmental Checklist and Determination of Non-Significance is included in Appendix C.

1.3 RELATIONSHIP TO THE PREVIOUS PLAN

Ecology's guidelines require that solid waste management plans be periodically evaluated to determine whether recommended actions have been implemented and whether those actions have been effective in reaching the goals of the plan. A review of past performance also assesses the effectiveness of local programs in Lewis County. This review is important to the development of recommendations moving forward. Appendix D presents the recommendations from the 2000 Plan, the current status, and explanations where appropriate.

The focus of this SHWMP is on conditions that have changed since the last plan was prepared and on conditions that are expected to change over the upcoming planning period. However, relevant information that has not changed since the 2000 Plan has also been summarized to provide a complete SHWMP.

1.4 HISTORY OF STATE PLANS AND REGULATIONS

The primary documents used to guide the writing of this document were the Solid Waste Management Act (RCW 70.95 as amended) and the Hazardous Waste Management Act (RCW 70.105 as amended). These laws were applied in conjunction with the Ecology Guidelines for the Development of Local Solid Waste Management Plans and Plan Revisions. The following is a review of state laws and regulations relevant to this SHWMP.

1.4.1 Solid Waste Management Act (RCW 70.95)

Revised in 1989, the state Solid Waste Management Act (SWMA) established a comprehensive statewide program for solid waste handling and solid waste recovery and recycling; it also assigned to local governments the responsibility for solid waste planning. The Act requires each county to prepare a coordinated comprehensive solid waste management plan (SWMP) in cooperation with the various cities located within that county.

These SWMPs must address long-range (20 years) solid waste needs and be periodically reviewed and updated, if necessary, at least once every 5 years (RCW 70.195.110). The SWMA has resulted in the establishment of solid waste plan goals and policies that provide a context for evaluating proposed programs and facilities that directly or indirectly affect any element of the solid waste system.

1.4.2 Hazardous Waste Management Act (RCW 70.105)

The Hazardous Waste Management Act was intended to establish a comprehensive statewide program to manage hazardous waste. It provided for the siting of needed hazardous waste management facilities in the state and assigned responsibility for the planning related to moderate risk waste to local jurisdictions.

The Act was amended in 1985 to require all cities and counties in the state to develop plans for handling MRW, including any household wastes identified by Ecology as a hazardous household substance. The Act also included any business-generated hazardous waste conditionally exempt from regulation because the waste is generated in quantities below the state or federal regulatory threshold (this is typically 220 pounds per month or per batch). Management of the MRW stream is important because it poses a threat to public health, worker safety, and the environment.

1.4.3 Waste Not Washington Act (Chapter 431, Laws of 1989)

In 1989, the Washington State Legislature amended the SWMA resulting in the Waste Not Washington Act. This Act addressed two significant issues related to development of SWMPs: (1) prioritizing solid waste management goals, and (2) setting requirements for local waste reduction and recycling programs. New priorities for management of solid waste were identified as waste reduction, recycling, and energy recovery.

The Act identified policy options to help local jurisdictions reach waste reduction and recycling goals. By emphasizing source separation, the Act intended that recycling programs be enacted, or expanded, with the goal of reaching a 50 percent recycling rate in the state by 1995. This Act shifted emphasis away from the traditional disposal-based waste system to one more reliant on recycling.

1.4.4 Clean Washington Act (70.951 RCW)

In 1991, Washington State passed the Clean Washington Act, which amended or repealed sections of several laws including Chapter 70.95 RCW. This Act imposed new packaging requirements and resulted in the promulgation of new regulations on the recycling of used automobile oil.

The packaging legislation required all plastic containers used in the state to be labeled with a code that identified the type of material used in the container. The Act also set limits on the concentration of certain heavy metals allowed in any product, package, or packaging component.

The Act also required that each local government amend its local hazardous waste plan to include a used oil recycling element. This element was to contain (1) a plan for establishing used oil collection sites, (2) enforcement of sign and container ordinances that inform the public of how and where used oil may be recycled, (3) educational information for the public about used oil recycling, and (4) estimates on the funding needed to implement the used oil recycling element. The Act also established requirements for transport, treatment, recycling, and disposal of used oil.

1.4.5 Minimum Functional Standards for Solid Waste Handling (WAC 173-304) and Solid Waste Handling Standards (WAC 173-350)

Ecology established Minimum Functional Standards (MFS) for Solid Waste Handling (WAC 173-304) in 1972 as required by the SWMA. The standards stipulated performance and operational criteria for storing and disposing of solid waste. Local jurisdictions were required to have standards that were at least as stringent as the MFS. Some aspects of these rules included (1) locational standards for solid waste disposal sites; (2) standards for waste recycling facilities, groundwater monitoring, inert waste, surface impoundments, and demolition debris; and (3) closure/post-closure of facilities. Ecology promulgated a new rule for landfills that accept municipal solid waste, Washington Administrative Code (WAC) 173-351. All other solid waste handling facilities continue to be permitted under the MFS. In 2003, Ecology undertook revisions to the MFS. Because of the extensive changes made to the MFS, Ecology promulgated a new rule, Solid Waste Handling Standards (WAC 173-350).

1.4.6 Criteria for Municipal Solid Waste Landfills (WAC 173-351)

Landfill siting, design, and operation regulations were rewritten under this rule in response to new federal requirements (Subtitle D, Resource Conservation and Recovery Act) in 1993.

This regulation established minimum statewide standards for municipal solid waste landfills. These standards included locational restrictions, operating criteria, design criteria, performance standards for groundwater, detection and assessment monitoring, closure and post-closure provisions, financial assurance, and permitting requirements.

1.5 RELATIONSHIP TO NEW OR CHANGING PLANS AND REGULATIONS

Important new or changing plans, statutes, and regulations used to guide the writing of this SHWMP include the Beyond Waste Plan, the Growth Management Act/Lewis County Comprehensive Plan, Lewis County Ordinance 1196 (the Commingled Recycling Ordinance), and the Washington Clean Air Act. These are summarized below.

1.5.1 Beyond Waste Plan

In 2004, Ecology issued its Beyond Waste Plan, which is a plan for reducing waste and toxics for Ecology's solid waste and hazardous waste programs. Eliminating waste and toxics will contribute to economic, social, and environmental vitality. The Beyond Waste Plan focuses on five initiatives: reducing waste from industries and the use of toxic substances by industries, reducing small-volume hazardous materials and wastes, increasing organics recycling, increasing the use of green building practices, and measuring progress towards the other four initiatives. While the Beyond Waste Plan is a long-term vision that all jurisdictions can contribute to, each jurisdiction will need to determine the particular strategies and timeframes that are economically and otherwise viable for them.

Ecology provides ideas and resources for implementing the Beyond Waste Plan at the local level. Lewis County has initiated this process by incorporating Beyond Waste goals in this SHWMP (Section 1.5.2) and by reviewing the applicability of Beyond Waste initiatives in Lewis County.

1.5.2 Lewis County Comprehensive Plan

The Lewis County Comprehensive Plan, a product of the state wide requirements for growth management planning (Chapter 36.70A RCW), identifies a vision of the future for the community, the foundation for long-term goals, policies, and land use patterns that put that vision into operation, and the foundation for allocating and providing for the management of growth in the community over a 20-year period. The vision of the future encompasses the examination of natural resource lands; critical areas; the mandatory plan elements (land use, rural, housing, transportation, utilities, capital facilities); urban growth areas; and the siting of essential public facilities. This guidance enables the community leaders to direct economic development; plan for housing, business centers, and open space/parks; and provide adequate public services and capital facilities as growth occurs.

The population and land use projections in the Comprehensive Plan provide the basis for estimating future solid waste management generation and needs in Lewis County. These projections are updated periodically and thus must be reviewed with the SHWMP update. Population projections and changes in demographics are discussed in Chapter 2.

1.5.3 Lewis County Ordinance 1196 (the Commingled Recycling Ordinance)

The Lewis County Board of County Commissioners (BOCC) adopted an ordinance in October 2007, which changed the recycling services offered in Recycling Service Area (RSA)-1, as defined in Chapter 8.10 of the Lewis County Code. Under this ordinance, the following changes occurred:

1. The boundaries of RSA-1 were increased to be the unincorporated areas west of State Route (SR) 7, the city of Morton and its Urban Growth Area (UGA), and the east line of Range 4 East lying south of U.S. Highway 12.
2. Recyclable materials are to be commingled for curbside collection, rather than separated.
3. Glass is no longer collected as part of the curbside collection program.
4. Residents have an additional garbage container size and several different collection frequencies to choose from.

Ordinance 1196 is provided in Appendix E. The municipalities within RSA-1 (Centralia, Chehalis, Morton, Mossyrock, Napavine, Pe Ell, Vader, Toledo, and Winlock) can elect to provide this same service and contract with their haulers to provide it. Thus far, Centralia, Morton, Mossyrock, Napavine, Pe Ell, and Winlock have commingled recycling. Chehalis is in the middle of contract negotiations and commingled recycling is being considered.

1.5.4 Washington Clean Air Act

In accordance with the WAC Chapter 173-425, residential and land clearing burning was banned in several new areas in Washington, beginning on January 1, 2007. Affected areas include all the incorporated areas and their UGAs in Lewis County. Residential and land clearing burning is allowed in the unincorporated areas with a permit, issued by Lewis County Community Development. Recreational campfires are allowed if built in improved fire pits in designated campgrounds.

Ecology received \$2 million from the State Legislature to fund projects through the Coordinated Prevention Grant program, during the grant years 2008 to 2009. The funds will be awarded to projects occurring in rural counties where the affected UGAs have a population of less than 5,000. The projects will provide alternatives to backyard burning of organic yard waste. Ecology awarded the Lewis County Solid Waste Utility a \$100,000 grant (\$75,000 from the state; \$25,000 matched by the County) for the 2008 to 2009 grant cycle. Ecology also awarded a \$15,000 grant (\$11,200 from the state; balance in matching) to the City of Toledo during this grant cycle to purchase a yard waste chipper and to host yard waste chipping events. A second round of applications will be accepted through July 16, 2008.

This change in regulation, and the associated availability of grant funding, creates both needs and opportunities for managing yard debris and land clearing waste in Lewis County.

1.6 PLAN GOALS AND POLICIES

The general goals and policies articulated in the 2000 Plan are applicable today. These goals and policies are presented in Section 1.6.1. Then Section 1.6.2 presents additional goals and policies, which are added via this most recent planning process.

1.6.1 Ongoing Goals and Policies

The overall waste management goals are:

- To administer and maintain a waste management system that provides for innovative solutions and continuing education of solid waste and MRW issues for Lewis County and its citizens.
- To implement the SHWMP with the intent of protecting human health and the environment in an efficient and fiscally responsible manner.

General goals identified in the 2000 Plan and related to solid waste management in Lewis County include the following:

1. Foster an awareness of waste management issues in Lewis County.
2. Promote effective public input in the planning process.
3. Provide Lewis County residences and businesses with effective solid waste handling facilities consistent with state and local regulatory requirements.
4. Facilitate cost-effective delivery of waste management services for Lewis County residences and businesses.
5. Establish fair and equitable arrangements to pay for waste management programs.
6. Protect public health and the environment from nuisance conditions related to improper waste handling.
7. Provide contingency planning that ensures uninterrupted, long-term availability of disposal services.

As identified in the 2000 Plan, the purpose of MRW management is to:

1. Educate residents, businesses, and institutions about the use and disposal of products containing hazardous substances.
2. Make consumers aware of alternatives to products containing hazardous substances.
3. Assign responsibility for MRW management to the generators.
4. Provide timely, convenient, and affordable MRW disposal options for all Lewis County citizens.

Lewis County Solid Waste Utility staff, working with SWAC, previously identified the policies to help meet its solid waste and MRW management goals. These policies, with minor annotations included, apply today:

1. The owner or occupant of any home, business, or institution is responsible for managing waste materials generated or accumulated on the property.
2. Disposal of solid waste at locations within Lewis County, other than those authorized by the Lewis County Board of Health Solid Waste Rules and Regulations (Ordinance No. H-94-0302) is prohibited.
3. Lewis County must ensure that long-term solid waste disposal options are available. Consequently, Lewis County shall conduct an ongoing fiscal analysis of the recommended solid waste management strategies, which, as required by Chapter 70.95 RCW, are prioritized as (1) waste reduction; (2) waste recycling; (3) energy recovery, incineration, or landfilling of source-separated materials; and (4) energy recovery, incineration, or landfilling of mixed waste.
4. When siting solid waste facilities, decision-makers shall balance the interests of the project proponent, owners of property likely to be affected, and the general public.

5. Lewis County maintains the option to develop, own, and operate solid waste handling and management facilities deemed necessary for the proper management of municipal solid waste (MSW) in its jurisdiction. Privatization of such facilities also remains an option.
6. The Lewis County Health and Social Services Department, Environmental Services Division, shall establish and maintain a surveillance and control program to ensure that all waste-handling facilities and operating practices are consistent with the responsibility to protect public health and the environment.

1.6.2 Additional Goals and Policies

Lewis County is electing to add the goals, which are the focus of the Beyond Waste Plan, to better align its planning efforts with those of the state. These goals are as follows:

- Decrease the amount disposed and increased the amount recycled of organic waste.
- Decrease the amount disposed and increased the amount recycled of construction and demolition (C&D) debris.
- Decrease the amount of MRW disposal.

Specific actions to achieve these goals will be implemented when economically viable.

1.7 GUIDE TO THE PLAN

Chapter 2 describes the changing conditions that can affect the manner in which Lewis County manages solid waste and MRW. It includes waste projections through 2030 and a waste characterization.

Chapter 3 describes solid waste collection, transfer, import/export, and disposal. It includes an assessment of the adequacy of this existing system for handling solid waste for the next 20 years.

Chapter 4 describes the diversion of solid waste through source reduction, recycling, and composting. It includes a list of designated recyclable materials.

Chapters 5 and 6 describe the management of special wastes and MRW, respectively.

Chapter 7 describes solid waste administration responsibilities, policies and ordinances, and finances and funding.

Chapter 8 provides a plan for implementing the recommendations in this SHWMP, including options for funding and financing the recommendations.

2. CURRENT CONDITIONS

In this chapter, Section 2.1 describes the existing physical, natural, and environmental conditions; Section 2.2, the existing demographics; Section 2.3, existing waste generation and characterization, as well as future projections; and Section 2.4, existing economic conditions.

2.1 PHYSICAL, NATURAL, AND ENVIRONMENTAL CONDITIONS

2.1.1 Location

Lewis County occupies a 2,449 square-mile area in southwestern Washington (Figure 2-1). It stretches nearly 95 miles from its western border in the coastal range to its eastern limit at the crest of the Cascade Mountains. The County is served both by U.S. Highway 12, the only year-round route over the Cascades north of the Columbia River and south of Seattle, and by Interstate 5, the main north-south Pacific Coast interstate highway. Lewis County is well situated to meet solid waste transportation needs. The cities of Centralia and Chehalis make up the County's most populated areas, which are nearly equidistant (85 miles) from Portland to the south and Seattle to the north.



Figure 2-1. Vicinity Map

2.1.2 Climate

Lewis County's climate is temperate, with fairly warm summers and cool winters. Snow and freezing rain are not common, except at higher elevations in the portions of the Cascade Range located in the eastern part of the County. The total average annual precipitation ranges from 45 inches at Centralia to 58 inches at Packwood. This significant rainfall would have design ramifications for new county solid waste transfer and disposal facilities. Rainfall is light during the summer and frequent during the rest of the year.

2.1.3 Geology, Groundwater, and Soils

There are three main physiographic regions in Lewis County: Cascade Mountain Range, Puget Lowlands, and Pacific Coast Mountain Range. The Cascades that constitute most of the eastern County are composed of Tertiary and Quaternary volcanic rocks (andesitic and basaltic lavas, tuffs and breccias) with a few sedimentary and igneous intrusive rocks. The geology in this area was largely influenced by volcanic action with some alpine glaciation.

The Puget Lowlands are located in the west-central portion of the County. This area is composed largely of Quaternary sediments and some coastal and terrace deposits. Glacial meltwater rivers such as the Chehalis River deposited large quantities of coarse gravel and sand after large Quaternary Period glaciers retreated.

The western part of the County lies within the Pacific Coast Range and includes the areas known as the Willapa and Doty Hills, composed of Tertiary marine and estuarine sedimentary and volcanic rocks that have been uplifted, gently folded, and faulted.

The primary groundwater resources in the County are found in gravel and sand deposits that mantle most of the west-central lowlands and underlie terraces, valley floors, and foothill areas. These deposits receive recharge from direct precipitation, streams, and rivers. Lewis County has no designated sole-source aquifers.

The Soil Conservation Service (1987) soil survey of Lewis County classifies soils into 18 soil units that are found in five main areas; (1) flood plains and terraces; (2) plains, high terraces, uplands and bottom lands; (3) uplands, mountains, benches, and high terraces; (4) cool uplands and mountains; and (5) cold mountains. The waterbearing soil units of the Spanaway, Nisqually, Stahl-Reichel, Indianola, and Cattcreek-Cotteral soil groups are of primary concern. These soils preclude development of landfill facilities due to the presence of high groundwater, wetlands, or streams.

2.1.4 Topography and Drainage

The Cascade Range traverses eastern Lewis County in a north-south direction, and the Pacific Coast range traverses the western portion. In between are lowland areas where most of the County's population resides. Elevations range from 185 feet in the Centralia-Chehalis area to over 7,000 feet on the Cascade Crest. The County contains parts of Mount St. Helens National Volcanic Monument and Mount Rainier National Park. About one-third of the County's land area is national forest.

Lewis County's widely varying topography results in drainage systems of diverse character, the largest two of which are the upper Chehalis drainage in the northern, northwestern, and western parts of the County and the Cowlitz drainage in the southern, central, and eastern parts.

The Chehalis River and its tributaries drain the north-central parts of the County. The Chehalis flows north into Thurston County near Centralia, then flows west and empties into the Pacific Ocean at Grays Harbor.

The swift-flowing Cowlitz River originates on Mount Rainier and flows from the extreme northeastern part of the County to the southwestern part, emptying into the Columbia River at Longview, Washington. The Cowlitz, with its many tributaries, is an especially important resource for fisheries and hydroelectric production.

Other major drainages include the Nisqually and Deschutes. The Nisqually, which originates on Mount Rainier, flows northeast into Puget Sound between Olympia and Tacoma. The Deschutes and its tributaries drain from the mountainous north-central part of the county and flow north into the Puget Sound at Olympia.

2.1.5 Shorelines and Wetlands

Lewis County’s Shoreline Master Program outlines specific regulations for activities located within 200 feet of a shoreline or a wetland, as defined in the Washington State Shoreline Management Act (RCW 90.58). Because of high precipitation, wetlands are common throughout river valleys and low-lying areas in the County. Wetlands in Lewis County, which have been mapped as part of the National Wetlands Inventory, have been found to have a high correlation to hydric soils mapped in the Soil Survey for Lewis County by the Natural Resources Conservation Service. The Lewis County Planning Division has a copy of the national inventory and its associated maps, as well as the County Soil Survey.

2.1.6 Municipal Solid Waste Landfills

Lewis County does not currently operate a landfill. The Centralia Landfill was closed in 1994. Post-closure monitoring has been occurring since that time. Waste export began in April 1994. An evaluation of export and disposal needs is provided in Section 3.3.

2.2 DEMOGRAPHICS

2.2.1 Population

According to the 2000 Census, Lewis County had a population of 68,600. The population of Lewis County continues to grow, but at a fluctuating rate. A more detailed look at the historical growth is provided in the 2000 Plan. According to the Washington Office of Financial Management (OFM), the population of Lewis County will continue to increase over the next 20 years (Table 2-1).

Table 2-1. Population Projection for Lewis County

| Year | Population | % Increase |
|------|------------|------------|
| 2000 | 68,600 | -- |
| 2005 | 71,600 | 4.4 |
| 2010 | 77,544 | 8.3 |
| 2015 | 81,175 | 4.7 |
| 2020 | 85,988 | 5.9 |
| 2025 | 90,593 | 5.4 |
| 2030 | 94,696 | 4.5 |

Source: Washington State Office of Financial Management, Washington State County Growth Management Population Projections: 2000 to 2030 (medium)

The current and future projected distributions of Lewis County population are provided in Table 2-2. Figure 2-2 depicts the location of the municipalities within Lewis County.

The population projections for 2025 differ between Table 2-1 and Table 2-2 by 9,153 people. The projection in Table 2-1 is from the Washington State OFM. The projection in Table 2-2 is from the Lewis County Planned Growth Committee, which is a subset of the Planning Commission. The Lewis County BOCC opted to adopt the higher projection, based on its

own growth understanding and plans. For the purpose of this SHWMP, the higher projection is useful for conservatively anticipating future needs.

Table 2-2. Population Distribution in Lewis County

| Location | 2000 ¹ | | 2025 ² | | Rate of Growth |
|---------------------------|-------------------|------------------|---------------------------|------------------|----------------|
| | Population | Percent of Total | Population | Percent of Total | |
| Incorporated Areas | | | | | |
| Centralia | 14,720 | 21.5 | 22,535 | 22.6 | 53.1 |
| Chehalis | 7,003 | 10.2 | 11,230 | 11.3 | 60.4 |
| Morton | 1,059 | 1.5 | 1,869 | 1.9 | 76.5 |
| Mossyrock | 463 | 0.7 | 920 | 0.9 | 98.7 |
| Napavine | 1,319 | 1.9 | 3,063 | 3.1 | 132.2 |
| Pe Ell | 688 | 1.0 | 814 | 0.8 | 18.3 |
| Toledo | 612 | 0.9 | 1,131 | 1.1 | 84.8 |
| Vader | 617 | 0.9 | 885 | 0.9 | 43.4 |
| Winlock | 1,135 | 1.7 | 4,550 | 4.6 | 300.9 |
| Birchfield (proposed) | 0 | 0 | 6,300 | | 6.3 |
| Unallocated Urban | | | 3,683 | 7.1 | |
| Unincorporated Areas | 40,984 | 59.7 | 42,766 | 42.9 | 4.3 |
| Total Population | 68,600 | 100.0 | 99,746³ | 100.0 | |

1 Source: 2000 Census

2 Source: Lewis County Planned Growth Committee

3 Total 2025 population adopted by Lewis County in 2007 differs from 2025 (medium) population projected by the Office of Financial Management, provided in Table 2-1. Lewis County has adjusted (increased) the projected population, based on its own understanding and plans.

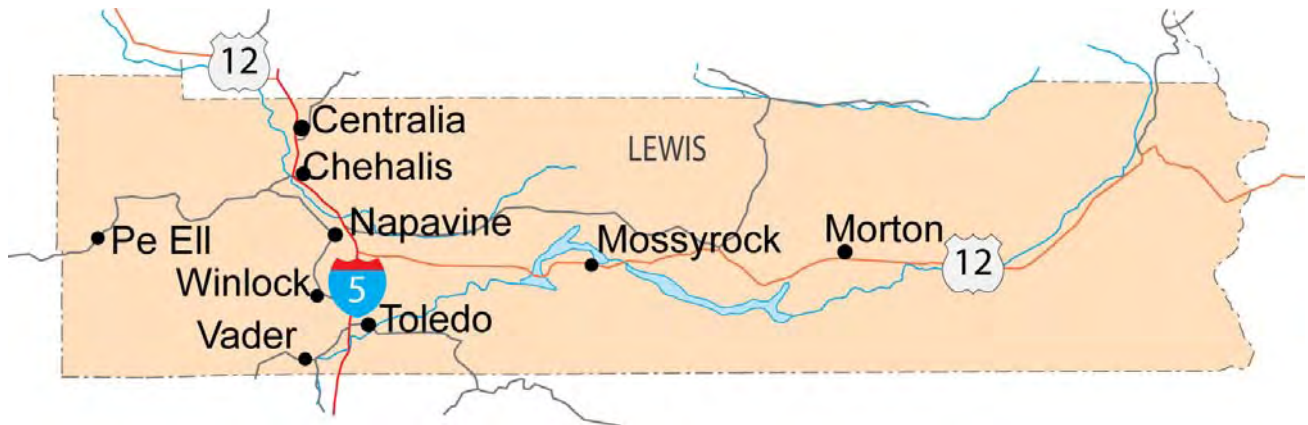


Figure 2-2. Municipality Locations in Lewis County

As shown in Table 2-2, the majority of the Lewis County population currently resides in unincorporated areas. The incorporated area with the largest population is the twin cities of Centralia and Chehalis. Moving toward 2025, the projected rate of growth in towns and cities is much higher than that for the unincorporated areas. In particular, Winlock's population is projected to triple by 2025. Generally, there is a perception in Lewis County that the south end is growing quickly and will continue to grow more rapidly than other areas. This perception is created, in part, by the plans, visions, and objectives of the municipalities in south Lewis County.

Also, the 2025 projection includes a new planned community called Birchfield. Although the community has not yet been approved, this proposed fully contained community would be located on a 1,200-acre site northwest of the town of Onalaska (Lewis County Comprehensive Plan amended April 4, 2002). It is proposed to include:

- Single family and multi-family residences
- Manufactured home community
- Neighborhood convenience commercial activities
- Business park
- Bed and breakfast operation
- Winery/vineyard
- Golf course with club house and restaurant
- Open space/parks areas

Generally, as more people move into Lewis County from more urbanized areas, County Solid Waste Utility staff and SWAC members perceive that the public demand for more and better solid waste services will increase.

2.2.2 Housing

Because it is vital to understand the waste stream, information on housing types is critical when developing recycling and other solid waste management programs. The 2000 Census counted a total of 29,585 housing units. Most (89 percent) of these were occupied. About 40 percent (1,312) of the remaining 3,279 vacant units were considered "seasonal, recreational or occasional use." Approximately 71 percent of the occupied units were owner-occupied, and the remainder were renter-occupied. Over two-thirds of the units were single-family detached. Nearly 20 percent of the units were in the form of "mobile homes," while 9 percent were structures of 3 units or more. The remainder was split between single-family attached units and duplexes.

Between 1995 and 2005, the inventory of housing units increased by almost 15 percent, an average annual increase of 1.5 percent. With population expected to continue to grow over the next 20 years, the demand for additional housing will increase as well.

2.3 WASTE GENERATION AND CHARACTERIZATION

The amount of waste generated in Lewis County is projected to increase on a per capita basis and from population growth expected over the next 20 years. Baseline projections for disposal, recycling, and the composition of the waste stream are provided in this section.

2.3.1 Waste Generation

The methodology used to project solid waste generation rates through 2030 relied upon current per capita waste generation rates and population growth estimates provided by the Washington State OFM. Waste and recycling quantities for 1993 through 2006 were provided by Lewis County Solid Waste Utility staff and Ecology. Waste projections were developed through a three-step process as described below.

1. Waste generation per capita was projected into the future by extrapolating trends from 1993 to 2006 into the future. This statistical analysis involved calculating generation per capita for all years with available data, fitting a line through the points, and developing an equation to make the predictions (the equation of the line). This approach assumes disposal and recycling are not independent of one another; instead, each is a function of how much total material is generated. Existing data are presented in Table 2-3. Data for the years 1993 to 2000 were obtained from the County. Data for the years 2003 to 2006 were obtained from Ecology. For these years, the Ecology data appear to be more complete. Recycling data for 2001 and 2002 were not readily available from Ecology. Although the County data for those years was incomplete, the County's recycling estimates are shown in the table. However, these data were not used to extrapolate projected future waste generation. As shown, per capita generation has increased since the 1990s, from about 1,500 pounds per person per year to approximately 2,900 pounds per person per year.
2. Three recycling rates scenarios were created. The first assumed that, as a baseline, the 2006 recycling rate (32 percent) continues into the future. Alternative recycling rate scenarios of 35 percent and 40 percent were developed to calculate the potential impacts of improvements in recycling and waste reduction programs pursuant to the goals established in Chapter 4 of this plan. For each scenario, it was assumed the recycling rate would hold constant.
3. Tonnage totals were calculated as per capita generation multiplied by projected population and projected recycling rate. Projected (and past) population data were obtained from OFM.

Table 2-4 projects future solid waste stream generation and disposal needs based on the above calculation methodology.

Table 2-3. Waste Disposal and Recycling Data, 1993 to 2006¹

| Year | Population | Waste Tons | | | Waste Pounds Per Capita | | |
|-------------------|------------|------------|----------|-----------|-------------------------|----------|-----------|
| | | Recycled | Disposed | Generated | Recycled | Disposed | Generated |
| 1993 | 62,798 | 5,425 | 43,542 | 48,967 | 173 | 1,387 | 1,560 |
| 1994 | 63,641 | 8,305 | 41,744 | 50,049 | 261 | 1,312 | 1,573 |
| 1995 | 65,277 | 10,008 | 39,037 | 49,045 | 307 | 1,196 | 1,503 |
| 1996 | 66,283 | 8,482 | 40,632 | 49,114 | 256 | 1,226 | 1,482 |
| 1997 | 67,350 | 10,958 | 42,343 | 53,301 | 325 | 1,257 | 1,583 |
| 1998 ² | 67,932 | 12,356 | 43,947 | 56,303 | 364 | 1,294 | 1,658 |
| 1999 | 68,542 | 10,945 | 47,335 | 58,280 | 319 | 1,381 | 1,701 |
| 2000 | 68,600 | 6,161 | 46,925 | 53,086 | 180 | 1,368 | 1,548 |
| 2001 | 69,500 | 3,265 | 48,404 | 51,670 | NA | NA | NA |
| 2002 | 70,200 | 11,235 | 53,010 | 64,245 | NA | NA | NA |
| 2003 | 70,400 | 18,292 | 57,007 | 75,299 | 520 | 1,620 | 2,139 |
| 2004 | 70,700 | 18,968 | 60,161 | 79,129 | 537 | 1,702 | 2,238 |
| 2005 | 71,600 | 34,478 | 58,262 | 92,740 | 963 | 1,627 | 2,590 |
| 2006 | 72,900 | 33,890 | 71,600 | 105,491 | 930 | 1,964 | 2,894 |

*Sources: Lewis County staff provided quantity data for 1993 through 2000. Ecology's Solid Waste & Financial Assistance Program provided quantities for 2003 through 2006. Population estimates were obtained from Washington State Office of Financial Management, Washington State County Growth Management Population Projections: 2000 to 2030, <http://www.ofm.wa.gov/pop/qma/projections.asp>

¹ There is a discrepancy in the data reported by Lewis County and Ecology for 2003 to 2006. For example for 2006, Lewis County reports 12,758 tons recycled while Ecology reports 33,890 tons. Ecology's data appears to be more comprehensive and includes ferrous metals (mostly autobodyes) and materials that include special wastes (electronics, fluorescent lamps, gypsum, vehicle batteries). The Ecology data, however, are only readily available for 2003 to 2006. Prior to 2003, only data from Lewis County are available.

² 1998 data was used for baseline disposal and recycling quantities in the 2000 SHWMP.

NA= Adequate data not available

Table 2-4. Waste Generation Projections, Through 2030

| Year | Population | Based on 32% Recycling Rate | | | Based on 35% Recycling Rate | | | Based on 40% Recycling Rate | | |
|------|------------|-----------------------------|----------|-----------|-----------------------------|----------|-----------|-----------------------------|----------|-----------|
| | | Recycled | Disposed | Generated | Recycled | Disposed | Generated | Recycled | Disposed | Generated |
| 2010 | 77,544 | 36,260 | 76,606 | 112,866 | 39,503 | 73,363 | 112,866 | 45,146 | 67,719 | 112,866 |
| 2015 | 81,175 | 44,203 | 93,389 | 137,592 | 48,157 | 89,435 | 137,592 | 55,037 | 82,555 | 137,592 |
| 2020 | 85,988 | 53,440 | 112,904 | 166,345 | 58,221 | 108,124 | 166,345 | 66,538 | 99,807 | 166,345 |
| 2025 | 90,593 | 63,273 | 133,678 | 196,950 | 68,933 | 128,018 | 196,950 | 78,780 | 118,170 | 196,950 |
| 2030 | 94,696 | 73,425 | 155,126 | 228,550 | 79,993 | 148,558 | 228,550 | 91,420 | 137,130 | 228,550 |

As noted in Section 2.1, the County's Planned Growth Committee developed an alternative population projection for 2025 based on their analysis of relevant growth factors. Using this alternative projection, the resulting total waste generation is 216,849 tons, compared to 196,950 as calculated based on OFM projections. Table 2-5 shows the impact on waste and recycling quantity projections in the three recycling rate scenarios when this alternative population growth estimate is used.

Table 2-5. Waste Generation Projections Based on Alternative 2025 Projection

| Year | Population | Based on 32% Recycling Rate | | | Based on 35% Recycling Rate | | | Based on 40% Recycling Rate | | |
|------|------------|-----------------------------|----------|-----------|-----------------------------|----------|-----------|-----------------------------|----------|-----------|
| | | Recycled | Disposed | Generated | Recycled | Disposed | Generated | Recycled | Disposed | Generated |
| 2025 | 99,746 | 69,666 | 147,184 | 216,849 | 75,897 | 140,952 | 216,849 | 86,740 | 130,109 | 216,849 |

Looking back at the previous plan, the projected population and waste generation quantity for 2006 can be compared with reported figures for that year. Lewis County’s population did not increase as much as projected (72,900 compared to 76,950), while waste generation was greater than expected (71,600 tons compared to 63,195 tons). Another way to look at this difference is that per capita waste generation has increased beyond what was projected; rather than 4.5 pounds per person per day generated; Lewis County produced 7.9 pounds of waste per day on a per capita basis, 76 percent higher than the projected estimate.

During that same time, the reported recycling rate rose from 22 percent in 1998 to 32 percent in 2006. This increase appears to be due to a substantial rise in private sector recycling of such materials as wood, gypsum, and ferrous metals and the collection and composting of yard debris. Importantly, the higher recycling rate was calculated using data provided by Ecology. Lewis County’s recycling quantity for the same period is much lower, leading to a corresponding lower recycling rate. Hence, there is considerable uncertainty associated with these data and the potential that reporting error may account for some of the increase in the recycling rate over the last several years¹.

2.3.2 Waste Characterization

The figures and tables in this section present the estimated composition of waste disposed in Lewis County in 2007 for the total waste stream and the three primary substreams: 1) residential, 2) commercial, and 3) self-haul. Each of these substreams is described below.

- **Residential** — waste generated by single and multifamily residences and collected by a municipal or private garbage hauler.
- **Commercial** — waste generated by businesses, institutions, and industrial entities and collected by a municipal or private garbage hauler.
- **Self-haul** — waste transported to a landfill or garbage drop box site by someone other than a municipal or private garbage hauler.

A pie chart and a top ten table are presented for each of these substreams. The pie chart presents an overview of waste composition for four material categories, based on recycling and composting potential. The four material categories are defined below.

¹ The recycling rate increase from 22 percent in 1998 to 32 percent in 2006 is likely accounted for in part by the shift to using the more comprehensive source of recycling data available from Ecology and partly by a real increase in recycling. Further data collection and analysis, beyond the scope of this plan effort, would be required to determine more precisely what has indeed happened with recycling over the last 8 years in the County.

This uncertainty affects the accuracy of the future waste generation, disposal, and recycling projections. The consultant’s statistical analysis of past per capita generation is the basis for estimating the future growth in generation which in turn relies on recycling and disposal data provided by both Ecology and Lewis County for the past 13 years. Because the recycling data are incomplete, the historical increase in recycling may be overstated. This discrepancy affects projections of future generation, which could also be somewhat overstated as well. However, the consultant team concluded that these projections are the most accurate possible, given the available data and the likely error associated with those data.

1. **Recyclable** — materials that are currently recycled in Lewis County.
2. **Potentially recyclable** — materials that are currently recycled in Washington State, but not in Lewis County.
3. **Compostable** — materials that are currently composted in Lewis County.
4. **Other** — materials that are not currently recycled or composted in Lewis County or Washington State.

Table 2-6 lists the individual materials in each of the recycling and composting categories described above. Materials categorized as recyclable, potentially recyclable, or compostable are referred to collectively as “recoverable materials” and are highlighted in tables in this report.

Table 2-6. Individual Materials, by Recycling and Composting Category

| RECYCLABLE | COMPOSTABLE |
|--|---------------------------|
| Newspaper | Yard Debris |
| Old Corrugated Cardboard (OCC)/Kraft Paper | Food |
| Mixed Low Grade Paper | OTHER MATERIALS |
| Plastic Bottles and Tubs | Remainder/Composite Paper |
| Glass Bottles and Containers | Other Plastic |
| Aluminum Cans | Other Glass |
| Other Non-Ferrous Metal | Miscellaneous Organics |
| Tin Cans | Bulky Items |
| Other Ferrous Metal | Mixed C&D Debris |
| Mixed Metal | Other Special Waste |
| Textiles | Mixed Residue |
| Tires | |
| POTENTIALLY RECYCLABLE | |
| Film and Bags | |
| Wood | |
| Paint | |
| Vehicle and Equipment Fluids | |

The tables that follow each pie chart list the ten most predominant individual materials in the waste stream by weight. Please refer to Appendix F for definitions of individual materials.

Methodology

These waste stream characterization estimates for Lewis County were developed using data obtained from other jurisdictions applied to the County tonnage estimates for each substream.² The results of a 2004 study in Thurston County were used as the basis for modeling the residential and self-haul waste streams.

² Lewis County staff provided tonnage estimates for residential, commercial, and self-haul substreams for September 2007. The ratios from that month’s disposal were applied to 2006 tonnage to obtain totals by substream.

For the commercial waste stream, composition was modeled using several steps:

1. Industry-specific employment data were obtained from the Washington State Employment Security Department, www.workforceexplorer.com.
2. Waste disposal estimates for each industry were calculated by multiplying the number of employees by estimated tons per employee per year, using a 2001 City of Los Angeles waste characterization study conducted by Cascadia Consulting Group, Inc.³
3. Industry-specific waste composition profiles and quantity estimates were then developed, using the data from the City of Los Angeles study
4. Finally, the overall commercial waste composition profile for Lewis County was calculated by combining the waste composition data for each industry group with tonnage totals for each of the sectors.

The resulting composition profiles represent the best estimates for Lewis County waste given available data. Appendix G presents the detailed composition results.

2.3.2.1 Overall Waste

Figure 2-3 presents the consultant's estimate of the composition of the Lewis County waste stream. In 2006, 71,600 tons were disposed, with almost 60 percent of that waste estimated to be either recyclable or compostable. Examples of recyclable materials include newspaper, OCC/Kraft paper, and aluminum cans. Compostable materials include food waste, wood, and yard debris. An additional 5 percent is potentially recyclable in programs that exist in Washington State. Potentially recyclable materials are film and bags, paint, and vehicle and equipment fluids.

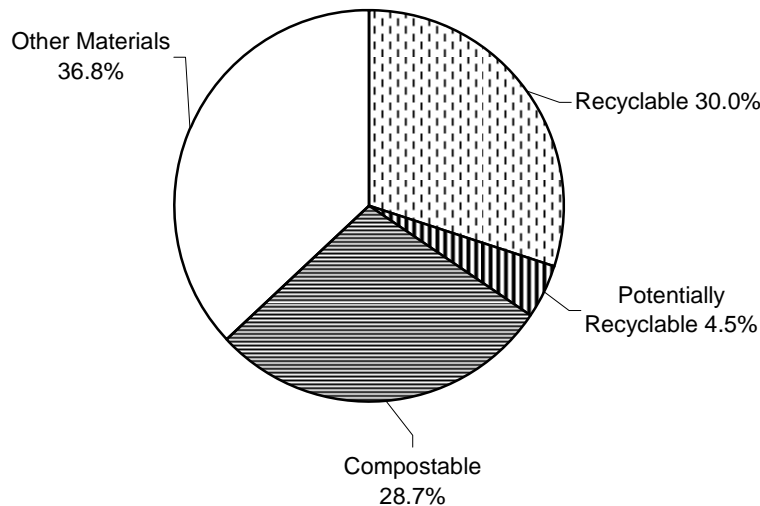


Figure 2-3. Overview of Overall Waste Composition

³ This methodology has been used by Cascadia Consulting Group, Inc. for a variety of planning and waste characterization efforts in Washington State. This approach is considered the best possible way to estimate commercial sector waste characterization when results from a field study are not available, as is the situation in Lewis County.

The ten most prevalent materials, by weight, estimated to be in the Lewis County waste are listed in Table 2-7. Recoverable materials in this list are food, wood, mixed low-grade paper, OCC/Kraft paper, and yard debris. These recoverable materials, when added together, account for about 42 percent of the total disposed waste.

Table 2-7. Top Ten Materials, Overall Waste

| Material | Percent | Tons | Cumulative Percent |
|---------------------------|--------------|-----------------|--------------------|
| Food | 13.6% | 9,737.9 | 13.6% |
| Wood | 10.7% | 7,685.0 | 24.3% |
| Remainder/Composite Paper | 8.4% | 6,008.0 | 32.7% |
| Mixed Low Grade Paper | 8.2% | 5,837.9 | 40.9% |
| Mixed C&D | 8.0% | 5,693.0 | 48.8% |
| Miscellaneous Organics | 5.7% | 4,64.9 | 48.8% |
| Other Plastic | 5.5% | 3,944.0 | 60.0% |
| Mixed Residue | 5.2% | 3,689.9 | 65.2% |
| OCC/Kraft Paper | 4.8% | 3,457.9 | 70.0% |
| Yard Debris | 4.4% | 3,137.2 | 74.4% |
| Totals | 74.4% | 53,255.6 | |

Note: Shaded rows denote recoverable material.

2.3.2.2 Residential Waste

Figure 2-4 presents an overview of the estimated composition of the residential substream. As with the Lewis County overall waste, an estimated 62 percent of this waste stream is recoverable. Recyclable materials, the largest fraction of recoverable material, account for almost 30 percent of residential waste. Compostable materials are the next largest portion, making up an estimated 26 percent of the total for this substream.

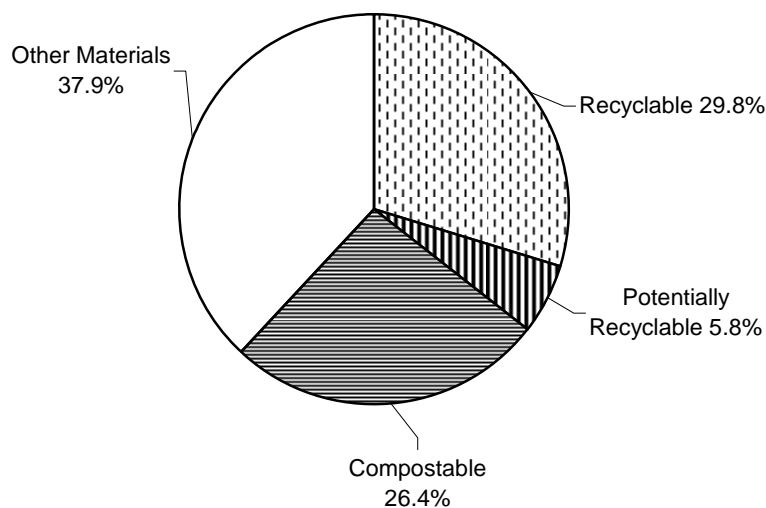


Figure 2-4. Overview of Residential Waste

The ten most prevalent materials, by weight, estimated to be in residential waste are listed in Table 2-8. Food is the most prevalent material in the residential waste stream, accounting for about 17 percent of the total, by weight. Mixed low-grade paper is the second largest recoverable material, and accounts for almost 10 percent of residential waste. Other recoverable materials in the top ten for this substream are film and bags, yard debris, wood, and textiles.

Table 2-8. Top Ten Materials, Residential Waste

| Material | Percent | Tons | Cumulative Percent |
|---------------------------|----------------|-----------------|---------------------------|
| Food | 17.4% | 3,713.7 | 17.4% |
| Mixed Residue | 12.3% | 2,615.6 | 29.7% |
| Mixed Low Grade Paper | 9.8% | 2,086.2 | 39.4% |
| Remainder/Composite Paper | 8.8% | 1,884.4 | 48.3% |
| Miscellaneous Organics | 5.8% | 1,235.6 | 54.1% |
| Film and bags | 5.7% | 1,214.4 | 59.8% |
| Yard Debris | 4.6% | 977.6 | 64.3% |
| Other Plastic | 4.5% | 950.3 | 68.8% |
| Wood | 4.5% | 949.9 | 73.2% |
| Textiles | 4.3% | 926.1 | 77.6% |
| Totals | 77.6% | 16,554.0 | |

Note: Shaded rows denote recoverable material.

2.3.2.3 Commercial Waste

Figure 2-5 presents a summary of the estimated composition of commercial waste in Lewis County. As shown, approximately 70 percent of the commercial waste stream is estimated to be recoverable. About 37 percent of this waste stream is calculated to be recyclable, while an estimated 28 percent is compostable.

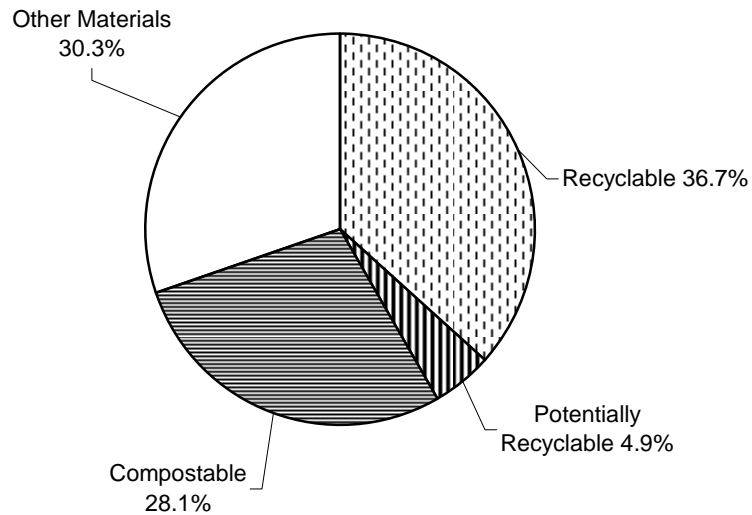


Figure 2-5. Overview of Commercial Waste

As shown in Table 2-9, food is the most prevalent material in the top ten list for commercial waste. When added together, mixed low-grade paper and OCC/Kraft paper account for about 20 percent of this waste stream. Other recoverable materials in this list are wood, film and bags, other ferrous metal, and yard debris. The top ten materials represent about 79 percent of this waste stream, by weight.

Table 2-9. Top Ten Materials, Commercial Waste

| Material | Percent | Tons | Cumulative Percent |
|---------------------------|--------------|-----------------|--------------------|
| Food | 16.2% | 4,447.3 | 16.2% |
| Remainder/Composite Paper | 11.1% | 3,046.5 | 27.3% |
| Mixed Low Grade Paper | 11.0% | 3,006.5 | 38.3% |
| OCC/Kraft Paper | 8.1% | 2,213.6 | 46.4% |
| Wood | 7.8% | 2,146.4 | 54.2% |
| Miscellaneous Organics | 6.4% | 1,762.1 | 60.6% |
| Mixed C&D | 5.2% | 1,462.4 | 65.8% |
| Film and Bags | 4.8% | 1,316.1 | 70.6% |
| Other Ferrous Metal | 4.1% | 1,119.6 | 74.7% |
| Yard Debris | 4.1% | 1,112.7 | 78.8% |
| Totals | 78.8% | 21,603.2 | |

Note: Shaded rows denote recoverable material.

2.3.2.4 Self-haul Waste

An overview of Lewis County’s self-haul waste is presented in Figure 2-6. Compared to the residential and commercial substreams, other materials make up a larger portion of this waste stream. Recyclable and compostable materials, when summed, account for about one-third of this waste stream.

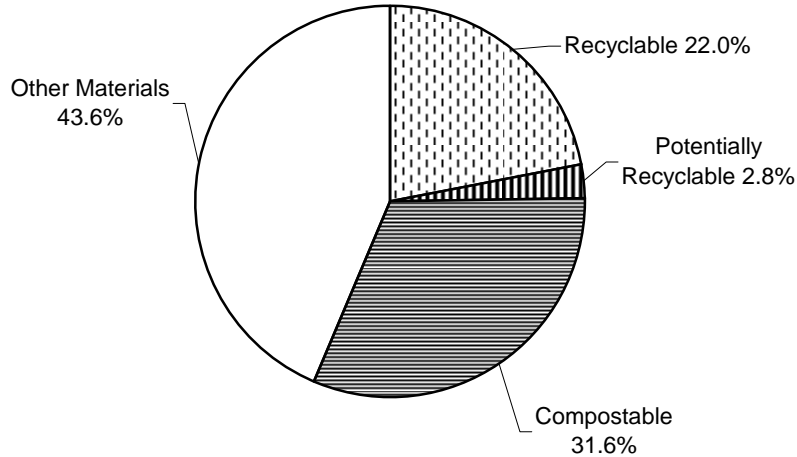


Figure 2-6. Overview of Self-haul Waste

Table 2-10 presents the top ten materials for self-haul waste. Wood, a compostable material, makes up the largest portion of this substream (20.1 percent). The other recoverable materials in the top ten each make up less than 7 percent of the total and include food, other ferrous metal, yard debris, and OCC/Kraft paper.

Table 2-10. Top Ten Materials, Self-haul Waste

| Material | Percent | Tons | Cumulative Percent |
|---------------------------|--------------|-----------------|--------------------|
| Wood | 20.1% | 4,588.7 | 20.1% |
| Mixed C&D | 17.2% | 3,937.6 | 37.3% |
| Other Plastic | 8.6% | 1,962.6 | 45.9% |
| Food | 6.9% | 1,576.9 | 52.8% |
| Other Ferrous Metal | 5.4% | 1,231.7 | 58.2% |
| Remainder/Composite Paper | 4.7% | 1,077.1 | 62.9% |
| Miscellaneous Organics | 4.7% | 1,067.2 | 67.6% |
| Yard Debris | 4.6% | 1,046.9 | 72.2% |
| OCC/Kraft Paper | 4.0% | 904.9 | 76.1% |
| Mixed Residue | 3.8% | 873.5 | 80.0% |
| Totals | 80.0% | 18,267.1 | |

Note: Shaded rows denote recoverable material.

2.4 ECONOMICS

As described in the 2000 Plan, although Lewis County’s economy has historically been closely linked to its natural resource base, particularly timber, mining, and agriculture, its economic base continues to transition away from these industries. This trend continued with the closure of the TransAlta Mine in December 2006. The amount of land in farms fell from 134,185 acres in 1997 to 130,950 acres in 2002 (U.S. Department of Agriculture 2002).

Based on the 2000 Census and as shown in Table 2-11 below, the percentage of employed people, 16 years old and over, working in farming, fishing, and forestry, has dropped to approximately 4.5 percent.

Table 2-11. Employment Distribution

| Type | No. of Employees | Percentage of Total |
|---|------------------|---------------------|
| Sales and Office | 6,526 | 24.3 |
| Service Occupations | 4,772 | 17.8 |
| Production, Transportation, Material Moving | 4,705 | 17.5 |
| Professional and Related | 4,160 | 15.5 |
| Construction, Extraction, Maintenance | 3,251 | 12.1 |
| Management, Business, and Financial | 2,276 | 8.5 |
| Farming, Fishing, Forestry | 1,191 | 4.4 |
| TOTAL | 26,881 | 100.0 |

Manufacturing, trade, services, and tourism are now providing a greater employment base than the traditional industries. These changes are important because the sizes and types of industries in an area influence the types and quantities of wastes likely to be generated and the ability of citizens to pay for solid waste handling programs.

3. MUNICIPAL SOLID WASTE COLLECTION, TRANSFER, EXPORT, AND DISPOSAL

This chapter describes the movement of municipal solid waste through Lewis County. Since April 1, 1994, Lewis County has collected, transferred, and exported municipal solid waste for disposal. Waste transfer is the process of consolidating small waste loads into larger containers for more efficient and economical transport. Waste export refers to the inter-county movement of solid waste. This chapter does not address waste that may pass through Lewis County without handling or processing, such as waste in containers passing through on Interstate Highway 5 or by rail.

3.1 SOLID WASTE COLLECTION

Overall goals of the collection system continue to be to:

- Ensure that all residents of Lewis County have access to refuse collection service if they choose.
- Work with contracted and certificated haulers throughout the County to be sure that collection services are compatible with all elements of the solid waste management system, as identified in this SHWMP.

3.1.1 Existing Conditions

Solid waste collection in Lewis County is provided exclusively by private companies. These companies operate either under the regulations of the Washington Utilities and Transportation Commission (WUTC) or through contracts with the municipalities they serve.

The cities of Centralia, Chehalis, Morton, Napavine, and Vader contract with private refuse companies. Even though the cities of Toledo, Winlock, Mossyrock, and Pe Ell are incorporated, they have opted to allow the County's WUTC-designated certificated hauler to pick up their refuse. Unincorporated Lewis County is also served by the certificated hauler.

Table 3-1 summarizes solid waste collection services. The sections that follow describe these services.

3.1.1.1 Type of Collection Service

Contracted collection is the primary type of collection service in Lewis County. Under contracts with the cities, private companies collect solid waste in the cities of Centralia, Chehalis, Morton, Napavine, and Vader. In each city, collection services are offered universally and charged to each residence. LeMay Inc.⁴ serves Centralia, Morton, and Napavine. Chehalis contracts with Waste Connections and Vader contracts with Community Waste and Recycling.

⁴ Waste Connections is in the process of acquiring LeMay. The process may be completed by the end of 2008, but will not affect the services currently provided by LeMay to Lewis County.

Table 3-1. Solid Waste Collection Services

| Jurisdiction | Municipal Contractor | WUTC Certificated | Immediate Destination | Disposal Destination |
|-----------------------------|-------------------------------|--------------------------|------------------------------|-----------------------------|
| Centralia | LeMay | | CTS | Roosevelt |
| Chehalis | Waste Connections | | CTS | Roosevelt |
| Morton | LeMay | | ELCTS | Roosevelt |
| Mossyrock | | G-98 | ELCTS | Roosevelt |
| Napavine | LeMay | | CTS | Roosevelt |
| Pe Ell | | G-98 | CTS | Roosevelt |
| Toledo | | G-98 | CTS | Roosevelt |
| Winlock | | G-98 | CTS | Roosevelt |
| Vader | Community Waste and Recycling | | CTS | Roosevelt |
| Unincorporated Lewis County | | G-98 G-98 G-219 | CTS and ELCTS | Roosevelt |

CTS – Central Transfer Station as described in Section 3.2

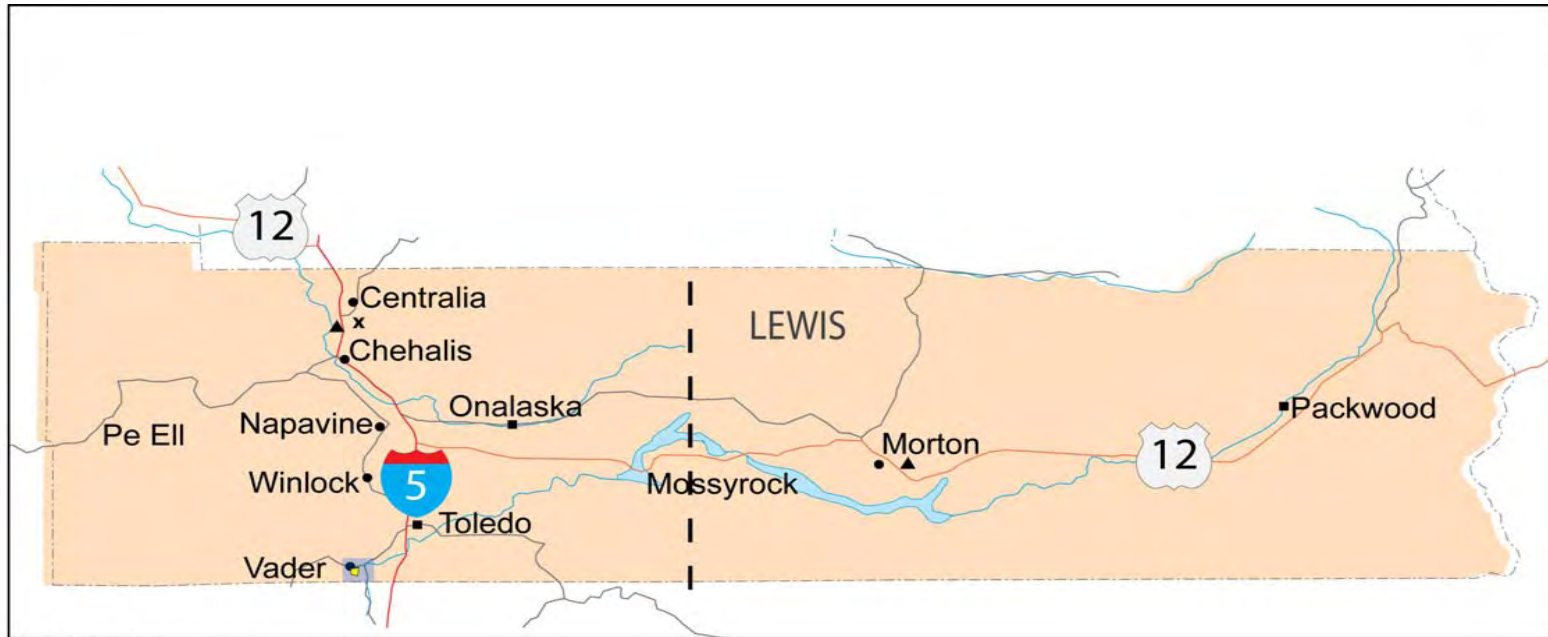
ELCTS – East Lewis County Transfer Station as described in Section 3.2

Outside these municipalities that offer either municipal or contracted collection, WUTC-regulated service is provided by privately owned firms. The two regulated collection companies that operate within Lewis County do so under the following Certificates of Public Convenience and Necessity issued by the WUTC:

Community Waste and Recycling (G-219)
 182-53 Hillcrest Road
 Chehalis, WA 98532
 Doing business as Community Waste and Recycling

Harold LeMay Enterprises, Inc. (G-98)
 13502 Pacific Avenue
 Tacoma, WA 98444
 Doing business as White Pass Garbage and Joe's Refuse Service

The approximate service area designated in each WUTC Certificate is identified in Figure 3-1. Legal descriptions of each service area designation are provided in Appendix H. The certificate G-98 service area overlaps with (and contains customers in) certificate area G-219.



Parametrix Lewis County 555-2521-015/03(04) 2/08 (B)



- Legend**
- Certificate G-98
 - Certificate G-219
 - Certificate G-47
 - G-98 Division
 - Dropbox
 - Transfer Station
 - Contracted Collection
 - Moderate Risk Waste Facility

Figure 3-1
Solid Waste Collection
Service Area Designations
Lewis County, Washington

3.1.1.2 Incentive Rates

Financial incentives to reduce the amount of solid waste disposed are embedded in the rate structures for all of the services described above. For example, as specified in Lewis County Code 8.10.100: “In order to encourage residents to choose the lowest level of garbage service to meet their needs, and thereby encourage participation in a recycling program, several options for garbage service will be provided to residential customers in RSA (Recycling Service Area) 1.” These options form variable can rates, with rates increasing with the size of the container and frequency of service. The variable can rates in RSA-1 changed with the BOCC adoption of Ordinance 1196 (described in Section 1.5.3).

3.1.2 Needs and Opportunities

As of the drafting of this plan, the BOCC had adopted Ordinance 1196 (the Commingled Recycling Ordinance), but two municipalities within RSA-1 (Chehalis and Vader) had not yet taken action. To the extent necessary, Lewis County Solid Waste Utility staff could provide these municipalities with assistance through the adoption process. (See also the recommendations in Chapter 7.)

No other needs and opportunities have been identified. The existing collection system is adequate to handle the future collection needs of Lewis County.

3.1.3 Recommendations

- 3-1 Provide assistance to municipalities within RSA-1, as needed, through the adoption of an ordinance like Ordinance 1196 (the Commingled Recycling Ordinance).

3.2 SOLID WASTE TRANSFER

Goals of the solid waste transfer system continue to be to:

- Utilize transfer facilities and systems that provide cost and operational efficiency to the waste disposal system.
- Provide convenient waste transfer locations for public and commercial needs.
- Provide recycling opportunities to the public at all transfer locations.

3.2.1 Existing Conditions

Lewis County transfer facilities consist of the Central Transfer Station (CTS), the East Lewis County Transfer Station (ELCTS), and four drop box sites. All of the transfer and drop box facilities are owned and operated by Lewis County.

3.2.1.1 Central Transfer Station

The CTS is located in Centralia. It was built in 1993 at a cost of \$3,790,504. The Lewis County Disposal District No. 1 (Disposal District) rents the CTS from the Lewis County Solid Waste Utility at \$38,700 per month under agreement, and pays the City of Centralia \$4/waste ton under a host fee agreement. This agreement compensates the City for the lease of the real property value of the 9.8-acre site and for ongoing impact costs to the property and city streets. Material handling equipment and drop boxes were also purchased by the Disposal District at that time.

The maximum capacity of the CTS is 746 tons per 8-hour day. Tipping floor space available for temporary storage is approximately 70 feet wide by 50 feet on the public side and 70 feet wide by 90 feet on the commercial side. As described in the 2000 Plan, the CTS has a maximum capacity of 746 tons per 8-hour day. The tipping floor has a temporary storage capacity of 600 tons.

The total tonnage of solid waste processed through the CTS rose from approximately 53,000 tons in 2005 to approximately 61,000 tons in 2007⁵. In August 2007, the peak month for that year, 5,886 tons of solid waste was processed. Assuming 27 days of operation, approximately 218 tons of solid waste was processed each 10-hour day. This equates to approximately 174 tons per 8-hour day—far less than capacity.

Solid waste is transferred to trailers and transported to the intermodal facility in north Centralia. In addition to transferring solid waste, the CTS is a drop-off collection point for recyclables and MRW. These topics are addressed in Chapters 4 and 6, respectively. Lewis County is also in the process of modifying the bulkhead to accommodate the drop-off collection of yard waste.

3.2.1.2 East Lewis County Transfer Station

The ELCTS, also known as the Morton Transfer Station, is located on U.S. Highway 12 approximately 2 miles east of Morton. It was built in 1977 at a cost of \$317,000 plus an additional \$8,500 for 7 acres of land. The Disposal District rents the Facility from the Lewis County Solid Waste Utility. Material handling equipment was also purchased at the time. Since then, a number of upgrades have been made to the ELCTS, including the installation of a computerized scale system, repair of the roof and support beam, remodeling of an office, replacement of tipping flood chutes and belting, and replacement and repair of material handling equipment.

Tipping floor space available for temporary storage is approximately 100 feet by 80 feet. The current operating system uses one transfer trailer on-site at any given time and has an estimated maximum daily capacity of 56 tons per day. During the free dump events or emergency situations, a second trailer is added and two tractors are used for long-haul transfer. Up to 336 tons per day have been processed during the free dump event. The total tonnage of solid waste processed through the ELCTS rose from 7,000 tons in 2005 to 7,600 tons in 2007.

Solid waste is transferred to trailers and transported directly to the intermodal facility in north Centralia. The ELCTS is also a drop-off collection point for recyclables.

3.2.1.3 Drop Box Facilities

The Disposal District operates four drop box sites near the communities of Onalaska and Packwood, and the cities of Toledo and Winlock. The Disposal District pays a nominal rent for these facilities to the Lewis County Solid Waste Utility. Each drop box facility has an unloading area for public disposal of refuse into two 40-cubic-yard roll-off containers. While most drop box use comes from residents and businesses that do not subscribe to refuse collection services, the drop box system also provides a place to dispose of large items that cannot be picked up curbside. All drop box sites are fenced and staffed to help ensure proper

⁵ December 2006 data were used in lieu of December 2007 because a flooding event substantially increased the amount of solid waste processed through the CTS in December 2007.

waste management practices. Each drop box location accepts recyclables, as well as appliances and tires for a fee.

One of Lewis County's goals is to make its solid waste services convenient. It was this goal that led to the addition of a drop box system at eight satellite locations throughout Lewis County over 20 years ago. Although the system consistently operated at a financial loss, the County opted to subsidize the system to provide outlying areas with disposal services. However, in 2002, the County decided to begin closing four of the drop box facilities (located in Meskill, Mossyrock, Randle, and Mineral). The remaining four drop boxes continue to operate at a loss. For example, in September 2007, the year-to-date loss for the drop boxes was approximately \$19,000.

3.2.1.4 Operating Hours and Rate Schedules

Days of operation and hours for the CTS, ELCTS, and drop boxes are recommended by the SWAC and adopted by the BOCC. The current hours and rate schedules are listed in Appendix I.

Lewis County operates according to RCW 36.58 under the auspices of the Disposal District. Rates are set by Lewis County's BOCC acting in their role as the Disposal District Commissioners. Revenue and expenditure data are used by Solid Waste Utility staff to develop rate models. These models are then reviewed by the SWAC and the Disposal District Executive Advisory Committee. The two committees forward recommendations to the BOCC and the Disposal District for a decision. Once the rates are established by the District, they are then forwarded to the WUTC. Per RCW 70.95.212, the County must provide solid waste collection companies 75 days' notice of any change in tipping fees and disposal rate schedules. A solid waste collection company may agree to a shorter period as long as the notice period is not less than the 45 days' notice period required for public comment.

3.2.2 Needs and Opportunities

As previously discussed, citizens of Lewis County are more likely to participate in solid waste management programs when the services provided are convenient. The general feeling of Lewis County Solid Waste Utility staff and the SWAC is that the convenience of solid waste drop-off (i.e., self haul) services could be improved. However, the manner in which solid waste moves through the County (i.e., who uses which services at which locations and why) is not well understood. The continued financial losses at the four drop boxes indicate a need to understand solid waste movement and to discern, among other things, whether or not additional drop box closures in the future are appropriate.

As described in Section 2.1, rapid growth in the south end of Lewis County is planned and expected. This growth may necessitate changes in the manner in which solid waste is collected in that area. Expanded services may be required. Likewise, if the growth brings people more accustomed to a higher level of service, then additional services may be appropriate.

The weekend self-haul schedule for the CTS is Saturday only. As a result, on Saturdays, there is typically a long line of vehicles, and transfer station staff (scale attendants) routinely receive complaints about the wait times. The SWAC has recommended to the BOCC that the transfer station be opened on Sundays. However, the BOCC has not acted upon that recommendation.

3.2.3 Recommendations

- 3-2 Over a period of time (perhaps 6 months), track and record the volume or weight of solid waste and recyclables collected at each of the remaining four drop boxes. Also during this time, request the geographic origin (e.g., zip codes and communities) of the people using the drop box. Use the data to (1) review the cost effectiveness of and need for the remaining four drop boxes, and (2) help evaluate the costs and benefits of a new South Transfer Station (see recommendation 3-4 below).
- 3-3 Over a period of time (perhaps 6 months), track and record the volume or weight of solid waste and recyclables processed through the CTS to their geographic origin (e.g., zip codes and communities). Use the data to (1) help evaluate the costs and benefits of a new South Transfer Station (see recommendation 3.4 below), and (2) help identify additional opportunities to improve the operation of the CTS and the convenience of solid waste services in Lewis County.
- 3-4 Consider budgeting for and initiating a South Transfer Station feasibility study or cost-benefit analysis. Use the results to determine whether to initiate the preliminary discussion with decision-makers and other stakeholders (e.g., the County Commissioners, signatory agencies, and taxpayers) or to defer consideration of such a facility until a later date. The results of the monitoring recommended in 3-2 and 3-3 above will help inform such a study. Among other things, the study should factor in (1) the potential actions of residents in north Cowlitz County, (2) the effects on the operation and longevity of the CTS, (3) transportation costs and benefits, and (4) siting options that meet regulatory criteria (e.g., WAC 173-304).
- 3-5 Review data sources for tracking disposal and recycling quantities and ensure that a consistent methodology is applied. This improves the ability to analyze trends and the effectiveness of solid waste services and diversion programs. In particular, Lewis County needs to be able to assess the effectiveness of the new commingled recyclable collection program, as discussed further in Chapter 4.
- 3-6 Continue to monitor wait times at the CTS on Saturdays. If the data support it, approach the BOCC again to discuss changes to the CTS schedule to better serve its self-haul customers.

3.3 SOLID WASTE EXPORT AND DISPOSAL

The goal of the solid waste export and disposal system is to comply with all applicable local, state, and federal laws pertaining to the long-haul and export of waste.

3.3.1 Existing Conditions

Lewis County does not currently operate a landfill. The Centralia Landfill was closed in 1994. Post-closure monitoring has been occurring since that time.

In 1993 and in anticipation of the landfill closure, Lewis County (1) formed Disposal District #1, (2) built the CTS, and (3) entered into a 20-year agreement with the Rabanco Company for the export of MSW to the Roosevelt Regional Landfill. Waste export began in April 1994.

Under the terms of the original agreement, waste loaded in transfer trailers at the CTS is hauled by truck to an intermodal rail yard where it is loaded on trains bound for the Roosevelt Landfill located in eastern Washington near the town of Roosevelt in Klickitat County. At that time, waste from the ELCTS was hauled in live-floor trailers to the CTS. The contract

was amended to include direct long haul from ELCTS to the intermodal facility in north Centralia. Waste export from the ELCTS began in May 1997.

The contract with Rabanco expires in 2013 with the only opportunities for the County to opt out being a reassignment of the contract or a Class B Default by the contractor.

At this time, Lewis County does not plan to site or operate a municipal solid waste landfill in the County during the planning horizon of this SHWMP. However, if the County, a municipality, or a private entity chooses to attempt the siting of a municipal solid waste landfill in the future, the locational standards promulgated under WAC 173-351 will have to be met, as well as the permitting requirements of the Lewis County Department of Community Development, Environmental Services Division (ESD), and other local and regional agencies. Some of the requirements are described in more detail in the 2000 Plan.

3.3.2 Needs and Opportunities

The 20-year contract with Rabanco will terminate in 2013. Negotiating a new contract or an extension of the existing contract for solid waste hauling and disposal can take some time.

In the past, Lewis County has not pursued incineration as a disposal option, primarily because it has not been economically viable. Depending on changes in regulations, technology, and other factor, this alternative may become more viable.

3.3.3 Recommendations

- 3-7 Plan ahead for waste export and disposal. Begin the process of reviewing and either renewing or establishing a new waste export/disposal contract by 2011. This will better ensure the extended contract is in place well ahead of the expiration date.
- 3-8 Revisit the option of incineration as a disposal option, if economically viable, and as cleaner technologies become available.

3.4 WASTE IMPORT

Waste import into Lewis County continues to be limited. Scenarios include residents living just outside county boundaries occasionally self-hauling waste to transfer stations and drop boxes located in Lewis County, or private processors (e.g., compost facilities, medical waste) operating in Lewis County bringing in targeted waste streams to their facilities. LeMay has a route in the northern end of Centralia that may cross over into Thurston County; mixed MSW from this route is taken to the Lewis County CTS. Otherwise, certificated and contracted haulers operating outside Lewis County are not importing mixed MSW.

4. WASTE REDUCTION, RECYCLING, AND COMPOSTING

Recycling and composting collection are available to residents and businesses through much of Lewis County and several drop-off and buy-back locations exist. Since the last Plan update, there have been a number of key changes to recycling and composting services in Lewis County. Curbside yard waste and food waste collection has made composting more accessible, and commingled recycling collection is now provided to a large number of Lewis County residents. These and other important changes are described further in the sections below.

4.1 WASTE REDUCTION

Waste reduction, as defined by Ecology, is the reduction of the amount or toxicity of waste generated. It involves reuse of materials, repair and restoration of broken items, elimination of excess packaging, use of durable products instead of disposable items, on-site waste management (e.g., composting), and other efficient uses of resources.

Waste reduction can be the most effective, economical, and environmentally sound way to manage waste. A focus on waste reduction precludes the need to develop and finance systems to handle recyclables and garbage. Thus, waste reduction is Washington State's top priority solid waste management method.

4.1.1 Existing Conditions

Lewis County appears to be relatively efficient in its resource use and waste production. In 2005, Washington as a whole generated an average of 4,587 pounds of waste per person per year, while Lewis County generated a little over half that amount, or 2,590 pounds per person per year.⁶ However, further study is needed to determine whether these data are a direct result of resource-efficient practices, or are a side effect of the smaller commercial/industrial base in the County.

Lewis County has a number of ongoing waste reduction outreach and education programs, and is expanding on those programs to offer further assistance for residents to reuse household items, as well as technical recycling assistance to businesses.

Lewis County promotes waste reduction through outreach at schools, community events, online resources, and the Master Recycler/Composter Program. The County partners with the local Washington State University Cooperative Extension to run the Master Recycler/Composter Program, a volunteer-based outreach and education program. One full training session is conducted each year through this program, which has 20 active volunteers. Volunteers educate community members on waste reduction strategies such as purchasing durable items, backyard composting, renting or borrowing instead of buying new products, avoiding excess packaging, and reducing junk mail.

Lewis County plans to continue and extend its waste reduction programs using Coordinated Prevention Grant (CPG) funds from Ecology. The County applied for a CPG in August 2007, which would include funding to partner with Ecology and other Washington counties to enable Lewis County residents to participate in the 2good2toss.com and Earth Fair exchange

⁶ The Washington State per capita disposal figure was obtained from Ecology's website, <http://www.ecy.wa.gov/programs/swfa/solidwastedata/recycle/percapita.pdf>. Lewis County per capita disposal is based on a disposal quantity provided by Ecology's Solid Waste and Financial Assistance Program and the population estimate was derived from Washington State Office of Financial Management, Washington State County Growth Management Population Projections: 2000 to 2030, <http://www.ofm.wa.gov/pop/gma/projections.asp>.

programs. These programs provide excellent opportunities for residents to reduce waste by exchanging household items through the online marketplace, 2good2toss.com and through an annual Earth Fair event, where residents can obtain usable household items from others at no cost. Funding of this CPG grant will thus allow the County to move forward this important element of a comprehensive waste reduction strategy.

The CPG funds would also support coordinated public education and outreach on waste diversion, including waste prevention and recycling. Consistent messages concerning proper solid waste management and resource conservation would be continued and delivered through school presentations, community events, the County website, and published materials. Targeted community events in 2008 and 2009 would include the Lawn & Garden Show, ReUse Day, Youth Fair, Southwest Washington Fair, as well as Egg Days, Cheese Days, Napavine Funtime, Garlic Fest, Pe Ell Community Days, Mossyrock Blueberry Festival, and Morton Loggers Jubilee.

Part of the grant would also cover coordination with the Centralia-Chehalis Chamber of Commerce to promote business technical assistance in the areas of solid waste and MRW reduction and recycling. Although they were awarded the funds in late 2006, they have not been able to use them yet due to staffing limitations.

Source reduction of yard waste is discussed in Section 4.3 below.

4.1.2 Needs and Opportunities

Although waste reduction in and of itself is not a specific Beyond Waste Plan initiative, Ecology recognizes building on, and increasing existing momentum toward, waste reduction as a key principle of the Beyond Waste Plan. Lewis County's current programs that deliver waste reduction education and outreach to residents could be expanded. Businesses are not being targeted currently, but public recognition and technical assistance that are funded by the 2008-2009 CPG grant, would likely motivate businesses to reduce their waste generation.

4.1.3 Recommendations

- 4-1 Continue waste reduction programs through the Master Recycler/Composter program, online resources, and community outreach.
- 4-2 Implement the business recognition and technical assistance program funded by the CPG.

4.1.4 Monitoring and Evaluation

Lewis County will monitor and evaluate its continued and expanded waste reduction programs according to the metrics specified in the CPG application. These include:

- Lewis County staff, with the assistance of Master Recycler/Composter volunteers, will survey 250 county residents at two public events in 2009. The survey will measure public awareness, knowledge, and attitudes about Lewis County's solid and MRW programs, and solicit feedback on the quality of educational materials.
- Lewis County staff will keep a count of the number of students participating in County programs. Staff will randomly give students quizzes before and after they participate in programs to determine what they have learned.
- Lewis County staff will monitor the 2good2toss.com website and annually calculate the tons of materials diverted from the CTS through this program.

- Lewis County staff will maintain records on the number of participants and estimated material diverted through the ReUse Fair.

4.2 RECYCLING

According to RCW 70.95.090(c), a description of current markets and programs for recyclables must be included in solid waste management plans. Table 4-1 presents the types and estimated quantities of materials that were reported to Ecology as recycled or composted in Lewis County in 2006. Approximately 33,890 tons of material were recycled or composted in 2006. Using the total generation (waste plus recycling) of 105,491 tons, the recycling rate (recycling divided by generation) is estimated to be 32 percent.

4.2.1 Existing Residential Recycling

In 2001, the pilot curbside recycling in RSA-1 was fully implemented as a permanent program. However, material collected in the curbside program has actually decreased, from approximately 800 tons in 1998 to about 330 tons in 2006. Through the end of 2007, curbside pickup of recyclables, sorted into three bins for aluminum/tin cans, plastic and glass containers, and paper, was available on a voluntary basis to about 10,000 households in RSA-1, rural Chehalis, Napavine, and Centralia. The cost to each household was \$2.54 per month, minus a small reimbursement (roughly \$0.30) from the sale of recyclables. It is estimated that about 20 percent of these residents, or 2,000 households, used the service.

As detailed in Section 1.5.3, Lewis County passed a commingled recycling ordinance in October 2007. Ordinance 1196 expands the number of eligible households, allows for commingling of recyclables, and provides incentives to encourage participation. Changing the boundary of RSA-1 increases the number of unincorporated households eligible to participate in the program from about 3,100 to 8,800 households. In all, LeMay has delivered 13,500 commingled recycling bins to households that it serves in Lewis County.

Under the new program, curbside recycling will automatically be provided to all customers with garbage service as well as to those who have signed up for recycling-only service. Residents who do not wish to participate can request the recycling container be removed, although they will still be charged unless they subscribe to once per month garbage service or occasional service with a 32-gallon can or “occasional use bag.” The cost will be \$5.00 per household per month minus a \$1.09 commodity credit. The cost for recycling only pickup is \$6.46/month. The availability of smaller garbage containers and/or less frequent garbage service, each at lower cost, provide incentives to recycle. The recyclables that will be accepted in the new curbside program (designated recyclable materials) are:

- Newspaper,
- Cardboard,
- Aluminum cans,
- Cardboard milk and juice cartons,
- Magazines,
- Paperboard,
- Tin cans,
- Plastic bottles and jugs, and
- Mixed waste paper.

Table 4-1. Types and Quantities of Materials Recycled, 2006

| Material | Tons |
|---------------------------------|-------------|
| Aluminum Cans | 191.7 |
| Container Glass | 1,169.0 |
| Corrugated Paper | 6,331.6 |
| Electronics | 36.8 |
| Ferrous Metals | 5,646.1 |
| Fluorescent Light Bulbs | 5.6 |
| Food Waste | 815.1 |
| Gypsum | 1,269.2 |
| HDPE Plastics | 19.3 |
| High Grade | 59.6 |
| LDPE Plastics | 18.1 |
| Mixed Paper | 675.7 |
| Newspaper | 2,915.8 |
| Nonferrous Metals | 1,203.1 |
| Other Recyclable Plastics | 2.1 |
| PET Bottles | 3.6 |
| Photographic Films | <0.1 |
| Textiles (Rags, clothing, etc.) | |
| Tin Cans | 7.4 |
| Tires - recycled | 25.4 |
| Used Oil | 944.2 |
| Vehicle Batteries | 229.5 |
| White Goods | 1,495.1 |
| Wood | 3,476.5 |
| Yard Debris | 7,341.0 |
| MSW Recycling | 33,890.2 |
| MSW Disposed | 71,600.4 |
| MSW Generated | 105,490.7 |
| Recycling Rate | 32.1% |

Glass will no longer be collected at the curb; instead, new drop-off locations will be located throughout the County. See Section 4.2.3 below.

Ordinance 1196 only covers unincorporated areas of the County; however, LeMay is extending the commingled recycling services to roughly 13,500 households, including those in the cities which it serves. In addition, Napavine instituted commingled collection in 2007. Of the 450 eligible households in Napavine, 98 percent have kept the service. A representative of LeMay estimated that about 70 percent of households regularly set their containers out on the curb.

Because Chehalis and Vader do not have provisions in their contracts for commingled recycling, they would need to take actions to institute commingled recycling collection. Vader's City Council voted against curbside recycling in 2006. Chehalis' waste contract expires in 2008. If there is a demand for commingled collection in RSA-2, the County would need to evaluate providing that option with LeMay.

4.2.2 Existing Commercial Recycling

LeMay provides commercial recycling collection services for paper, cardboard, wood, and food waste. Currently, about 400 out of the County's approximately 2,000 businesses subscribe to this service. With the passing of Ordinance 1196, commingled recycling collection will also be available to businesses in unincorporated areas. LeMay is offering this service to all businesses in the County although they are not yet advertising the service and have not yet solidified a cost structure for this service. Waste Connections also offers commercial recycling in Chehalis but not commingled service.

The County's program to recognize businesses for their outstanding efforts in recycling or waste reduction was discontinued after the 2000 Plan revision.

4.2.3 Existing Self-Haul Recycling

Lewis County businesses and residents can self-haul recyclables to a number of drop-off and buy-back centers. Recyclables can be dropped off at the County's two transfer stations, the four County-run drop boxes, and at the facilities of a few private recyclers. For a more detailed list of recycling drop-off opportunities in Lewis County, please see Appendix J.

As a result of the new commingled recycling ordinance, glass drop-off containers will be offered at Annie's Market in Napavine, Pe Ell Sewer Treatment Plant, Onalaska Drop Box, Winlock Drop Box, Toledo Drop Box, and Packwood Drop Box. Green glass, which was not previously recyclable in the County, will be accepted at the new glass recycling drop-off locations. In RSA-2, the ELCTS has comingled recycling and will begin accepting green glass in addition to other glass containers.

The County is currently offering two drop boxes for commingled recycling in RSA-2. As of November 2007, a commingled recycling drop box was placed at the Packwood Drop Box. The purpose of this program is to help determine whether residents in East Lewis County would support a commingled curbside recycling program.

Textiles have also been collected at the CTS in 2007 through a pilot program. A non-profit group proposed the idea to Lewis County. Participation in the program has been very good, according to the non-profit agency and Lewis County staff. Lewis County is currently pursuing another textile pilot program to begin March 1, 2008.

Two privately run facilities located in Centralia accept a variety of materials as follows:

- **Hand-N-Hand Recycling** accepts all steel products and non-ferrous metals, including aluminum cans, copper, light iron/tin, and appliances (except refrigerators/microwaves). They pay for large quantities of metals and appliances. They no longer accept paper, plastics, glass, or tin cans, due to the loss of their baler, but are in the process of trying to secure funding to build a new facility and expand their list of recyclable items.
- **Hub City Recycling** accepts aluminum cans, corrugated cardboard, newspaper, and office paper. They pay for aluminum cans.

4.2.4 Needs and Opportunities

Although Lewis County's recycling rate has increased since 2000, the residential curbside recycling rate has decreased over the past few years. The new ordinance, providing commingled collection to all areas in RSA-1, is likely to increase residential recycling rates if accompanied by a sufficient level of education. Chehalis and Vader need to pass ordinances to switch to commingled collection, which they may choose not to do due to program costs. If Chehalis and Vader do choose to offer commingled curbside collection, by adopting programs similar to that under Ordinance 1196, they could standardize the accepted materials and recycling messages across Lewis County, thus improving participation.

4.2.5 Recommendations

- 4-3 Facilitate the adoption of a standard curbside recycling program in all cities, following the program established in RSA-1. Consistent messaging across the County could increase recovery. Implementing this option would require monitoring contract renewals for Chehalis and Vader and encouraging city councils to include commingled collection in new contracts.
- 4-4 Investigate expansion of curbside collection to selected areas in RSA-2. Some rural communities, especially those with an influx of people from outside the County, are interested in having convenient recycling options. Expanding collection to portions of RSA-2 would require the following actions by the SWAC:
 - Monitoring the results of the pilot commingled recycling drop box in Packwood.
 - Obtaining cost-per-household estimates from haulers for remote communities.
 - Holding public meetings and discussing options with elected officials.
- 4-5 Expand business participation in recycling through the following methods:
 - Promoting convenience of the new commingled recycling program through mailings, radio ads, and garbage bill inserts.
 - Recruiting assistance from cities to identify businesses with large amounts of recyclables.
 - Providing on-call waste audits and technical assistance to selected waste generators (based on size or toxicity) to decrease their waste disposal.
 - Producing and distributing a newsletter to medium and large businesses to raise awareness about waste reduction and recycling.

- 4-6 Renew the business recognition program to publicly acknowledge recycling efforts at certain businesses. This effort would involve:
- Forming a SWAC subcommittee to accept and review nominations and select annual award recipients.
 - Recognizing businesses via newspaper, radio, and/or the Internet, as well as in materials for the business to post on-site.
 - Holding an annual award ceremony, possibly in conjunction with the Chamber of Commerce meeting, where awards are presented by the SWAC Chair or a County Commissioner.
- 4-7 Work with the Chamber of Commerce to increase recycling levels at businesses by sponsoring a venue where knowledge can be shared. This effort would involve:
- Organizing a roundtable with local businesses to share recycling ideas.
 - Identifying a range of businesses in the community that are excelling at waste diversion.
 - Promoting the roundtable by providing food, offering it before business hours, highlighting businesses whose efforts will be showcased, and offering it for free.
- 4-8 Increase recycling at existing and new glass drop-offs through promotion, monitoring of usage and contamination levels, and siting additional drop-offs, if needed.
- 4-9 Improve recycling signage and education at transfer stations and drop boxes to increase recycling and reduce contamination. This effort would involve:
- Replacing current signs directing customers to the recycling area and explaining where to put recyclable materials.
 - Monitoring levels of contamination regularly to assess whether education efforts are sufficient.
 - Providing a brochure of recycling opportunities to customers at the scalehouse.
- 4-10 Monitor glass recycling markets in order to facilitate the best use of glass collected at recycling drop-offs. Work with haulers to monitor glass recycling market opportunities (e.g., construction aggregate, new glass bottles). If market conditions suggest that glass is best processed locally, consider applying for a CPG to purchase a glass crusher for use by local municipalities.
- 4-11 Conduct a waste composition study to assess types and quantities of materials in the waste stream to guide future waste and recycling planning. For instance, obtaining information about food and yard waste in the waste stream would provide a baseline to gauge the success of organics diversion programs. Consider partnering with other jurisdictions to reduce costs.
- 4-12 Expand the transfer station survey by adding questions about customers' access to garbage and recycling services at home, as well as obtaining their zip codes and communities. Additional information about customers can be used to improve waste and recycling collection as well as transfer station services.
- 4-13 Implement a permanent textile collection program, building on the pilot program established at the CTS in 2007.

4.3 COMPOSTING

One of the five key initiatives of Ecology's Beyond Waste Plan is increasing recycling for organic materials. This initiative focuses on organic materials such as yard waste, food waste, manures, crop residues, soiled/low-grade paper, wood, and biosolids. Of the estimated 105,491 tons generated in Lewis County in 2006, approximately 11,600 tons of organic materials included in the Beyond Waste initiative were recycled.

4.3.1 Existing Conditions

Lewis County residents and businesses have multiple opportunities to compost organic waste. Businesses and residents in the Centralia area are eligible for organics collection services offered by LeMay. Education and outreach efforts promote backyard composting, and a variety of yard waste self-haul options, including County-sponsored events, are available to residents.

LeMay offers organics collection to residents and businesses in Centralia and nearby areas. Currently, LeMay collects yard waste from about 500 households in Centralia, Chehalis, Winlock, and Napavine, and plans to add food waste collection in the near future. The cost of this service varies by volume and LeMay will expand service if there is enough interest in the community. LeMay collects food waste from several businesses, including WalMart and Home Depot, two school districts, and Centralia College, as well as yard and wood scrap from 20 to 30 businesses.

Backyard composting is promoted through education and outreach efforts and through compost bin sales and educational events. In the past, the County held compost bin sale events, but now offers bins for sale throughout the year at a reduced price. At the annual Chamber of Commerce's Lawn & Garden Show, County staff encourage residents to leave grass clippings on their lawns after mowing (grasscycling). The County promotes yard waste collection, grasscycling, and backyard composting around Earth Day each year through public service announcements and press releases. Volunteers in the Master Recycler/Composter program also provide composting information.

Chehalis residents may drop off yard waste at Stan Hedwall Park on a seasonal basis; otherwise, yard waste is not currently accepted at transfer stations in Lewis County. In 2007, Lewis County budgeted for modification of the bulkhead at the CTS to allow for yard waste collection there. Work on that modification is now underway. In early 2008, Lewis County purchased land adjacent to the ELCTS, in order to expand that facility. The new space will allow for the construction of a bulkhead for collection of yard waste and other recyclables.

Little Hannaford Farms in Centralia is the sole organics processing facility within the County. They only accept yard waste currently but are applying for a permit to accept food waste as well. While they receive some self-haul loads, they do not advertise that service, and primarily work with commercial customers. Another facility, Silver Springs Organics, operates nearby in Thurston County. In addition to food and yard waste, Silver Springs Organics accepts wood and gypsum from new construction sites.

In August 2007, Lewis County applied for and received a CPG to fund free yard waste collection and chipping events in East Lewis County and to provide information and workshops about alternative management methods like chipping and composting. Residents would drop off their yard waste, which would be hauled to a private composting facility in Centralia; they would receive chipped material in return. Funds would also be used to purchase four 50-yard roll-on/roll-off boxes to transport the yard waste. Lewis County staff estimate that this effort may divert 1,000 tons of yard and woody debris annually.

Lewis County purchased a mobile yard waste chipper in 2007 for rural cities to use at local chipping events throughout the County to encourage yard waste recycling.

4.3.2 Needs and Opportunities

A key desired outcome of the state's Beyond Waste Program is to decrease the amount of organic waste disposed and increase the amount of organic waste recycled. Yard waste and organics represent significant potential for increased recycling because relatively few residents and businesses currently subscribe to yard waste collection.

The adoption of new bans prohibiting open burning in additional areas of Lewis County (see Section 1.5.4) has reduced the use of burning to manage yard waste. Thus, more yard waste may make its way into the County's solid waste system or be illegally dumped unless properly managed.

Funding for new organics programs is available in the form of state-funded research and grants. Lewis County is already acting on this opportunity by applying for a CPG for yard waste collection events and outreach in East Lewis County (see above).

4.3.3 Recommendations

- 4-14 Initiate drop-off collection service for yard waste at the CTS and ELCTS as soon as the modifications to the bulkheads are completed. Under the current schedule, collection can begin at CTS in 2008 and at ELCTS in 2009.
- 4-15 As the collection system allows, encourage residents to recycle food waste in their yard waste bins. Robust markets exist for nutrient-rich food waste. This effort would involve supporting existing efforts by private haulers and businesses to collect food waste and promoting the existing yard waste collection program.
- 4-16 Continue and expand backyard composting programs. Backyard composting is currently promoted through the Master Recycler/Composter program, which trains volunteers, maintains demonstration sites, and distributes educational materials. The County also offers compost bins for sale throughout the year at a reduced price. Build on existing efforts to increase the number of households managing their yard waste through backyard composting. This effort would involve:
 - Increasing education efforts, potentially through an annual backyard composting workshop.
 - Providing free compost bins at annual workshop events.
 - Promoting current programs as well as new, annual workshops through newspaper or utility bill inserts.
- 4-17 Increase the number of households participating in yard waste collection by providing incentives for residents to sign up for yard waste collection. Implementing this option would involve raising awareness about the service through radio or newspaper advertisements. Depending on how participation grows, additional measures could be considered in the future, such as new policies or ordinances.
- 4-18 Increase organics collection from businesses by targeting education and outreach to restaurants, grocery stores, schools, hospitals, and food-processing operations.
- 4-19 Evaluate usage data for rural drop boxes to determine if yard waste drop-off collection should be provided to rural customers in the future.

4.4 EVALUATING RECOMMENDATIONS

This section presents potential impacts on waste diversion for selected recommendations listed in this chapter. To provide a context for comparing and evaluating several of the recommendations, potential quantities of waste diverted from disposal were calculated and are presented in Table 4-2. Calculations were based on the targeted waste quantity (e.g., self-haul disposed recyclables for a self-haul recycling drop-off program) and potential participation of target audience (e.g., what percent of self-haul customers would use the drop-off recycling program) and efficiency (e.g., the portion of their recyclables that participating self-haulers actually recycle).⁷

When taken together, implementing the selected recommendations could potentially result in an increase of 2.6 to 4.1 percentage points to Lewis County’s recycling rate. The program recommendations that have the greatest potential for waste diversion, in terms of tons, are business recycling programs, improved signage and promotion at recycling drop-offs, and yard waste drop-offs at transfer stations.

Table 4-2. Potential Impacts of Selected Recommendations on Waste Diversion

| Recommendations | Waste Diverted (tons) | | |
|---|-----------------------|---------|---------|
| | Low | Medium | High |
| Residential Recycling Recommendations | | | |
| 4.3 Monitor and expand RSA 1 service | 195 | 266 | 348 |
| 4.4 Expand curbside to selected areas of RSA-2 | 23 | 31 | 41 |
| Business Recycling Recommendations | | | |
| 4.5 Expand business participation in recycling | 696 | 1,088 | 1,567 |
| 4.6 Renew business recognition program | | | |
| 4.7 Convene business roundtable through Chamber of Commerce | | | |
| Drop-off Recycling Recommendations | | | |
| 4.8 Promote and monitor glass drop-offs | 85 | 144 | 192 |
| 4.9 Improve signage and education for recycling drop-offs | 944 | 983 | 1,022 |
| Organics Recommendations | | | |
| 4.14 Provide yard waste collection at transfer stations | 560 | 672 | 784 |
| 4.15 Encourage residents to add food to yard waste bins | 35 | 41 | 47 |
| 4.16 Continue and expand backyard composting | 160 | 160 | 239 |
| 4.17 Provide incentives for yard waste collection sign ups | | | |
| 4.18 Promote organics collection from businesses | 260 | 312 | 365 |
| Total Estimated Diversion | 2,959 | 3,698 | 4,605 |
| Estimated Generation | 112,791 | 112,791 | 112,791 |
| Impact on Recycling Rate | 2.6% | 3.3% | 4.1% |

⁷ The Washington per capita disposal figure was obtained from Ecology’s website, <http://www.ecy.wa.gov/programs/swfa/solidwastedata/recycle/percapita.pdf>. Lewis County per capita disposal is based on a disposal quantity provided by Ecology’s Solid Waste and Financial Assistance Program and population estimate from Washington State Office of Financial Management, Washington State County Growth Management Population Projections: 2000 to 2030, <http://www.ofm.wa.gov/pop/gma/projections.asp>.

In addition to potential new programs, it is important to consider the impact of the recent commingled curbside recycling ordinance. The impact of this change has been calculated to be approximately 2,800 additional tons of recyclables, or a recycling rate increase of about 2.7 percentage points. The combined impact of the new commingled recycling ordinance, and the potential impacts of the recommendations, is between 5.3 and 6.8 percentage points. Added to the current recycling rate of 32.1 percent, the resulting overall recycling rate would be between 37.4 and 38.9 percent.

5. SPECIAL WASTES

Special wastes fall outside the category of mixed MSW because they require special handling and disposal methods, and recycling opportunities may not be readily available. Some special wastes, such as asbestos and medical wastes, are a potential risk to human health.

Goals for special waste management continue to be:

- Ensure that special wastes are handled, disposed, and/or recycled in a manner that is cost-effective, while still maintaining a system that protects public health and the environment.
- Manage these waste streams in a manner that complies with all applicable local, state, and federal regulations.
- Monitor handling procedures and practices for these waste types to ensure that the most currently available best management practices are being used.

Lewis County has many programs in place for special wastes. Section 5.1 below summarizes the existing conditions for several types of special wastes for which no further program enhancements are necessary. The existing programs are deemed adequate when the objectives identified above are met (e.g., Lewis County is not having to manage illegally or improperly disposed wastes). The 2000 Plan provides a more detailed description of the management of these wastes. Sections 5.2 through 5.4 describe wastes for which needs and opportunities have been identified.

5.1 WASTES FOR WHICH NO FURTHER ENHANCEMENTS ARE NECESSARY

5.1.1 Agricultural Waste

Most agricultural wastes are reused on farms or managed forestlands. For example, vegetable and fruit processing plants in Lewis County produce thousands of tons of waste that is either sold or given to local farmers as feed stock or used in land application. Typically, as long as these agricultural and food-processing wastes are land-applied at agronomic rates, no Health Department permit is necessary. If rates exceed agronomic rates, water quality discharge and/or solid waste permits are needed, depending upon the site. Wastes that are not reused on farms or managed forestlands are handled through the private solid waste system and do not affect the Lewis County public programs and facilities.

5.1.2 Asbestos

Many of the state-mandated asbestos removal programs at schools and other facilities were completed during the early 1990s. As a result, Lewis County has experienced a decline in the amount of asbestos being processed through the CTS. However, CTS still accepts asbestos under designated procedural conditions. To bring asbestos to the CTS, customers must contact the CTS, acquire paperwork required by the Southwest Washington Air Pollution Control Authority, prepare their asbestos material in a specified manner, then make an appointment with CTS staff to dispose of it. The asbestos is stored in a secured container until a large enough load is collected for hauling to the regional landfill. Asbestos is charged at a higher rate than mixed MSW. In 2006, the CTS collected 4.97 tons, and in 2007, the facility accepted 13.56 tons. The County has a successful program for public education/notification.

5.1.3 Petroleum-contaminated Soils

Petroleum-contaminated soils (PCS) consist primarily of soils containing gasoline, kerosene, diesel, oil, or propane products or residues. PCS require clean-up when they exceed hydrocarbon contamination levels specified in Ecology's Model Toxics Control Act Cleanup Regulation (WAC 173-340, MTCA). MTCA designates soils as industrial or residential in origin, then gives maximum hydrocarbon contamination levels according to the source of contamination. The soils are tested upon removal to determine their level of contamination. Soils over the MTCA levels are required to be reported to Ecology within 24 hours. Depending upon the degree and type of contamination, PCS may be classified as solid waste, problem waste, or dangerous waste. Handling and disposal of PCS is regulated by WAC 173-304, unless sufficient contamination is present to classify the soils as dangerous wastes, in which case WAC 173-303 applies.

PCS with contamination of less than 1,000 parts per million total petroleum hydrocarbons can be disposed at the CTS with prior authorization and notification. Pre-authorization must be obtained from the Lewis County Environmental Services Division and the regional disposal company. Under current Ecology guidelines, activities involving more than 100 cubic yards of PCS in Lewis County require that the Environmental Health Services Division be notified. Larger quantities of PCS are generally adequately handled through the private sector.

5.1.4 Tires

A number of options are available for the recycling of used tires:

- Most used tires generated within Lewis County are left with retailers upon the purchase of new tires.
- Lewis County offers a recycling program for tires without rims at its transfer stations and drop boxes, but customers must pay a fee to cover the County's cost of hauling away and recycling the tires. In 2006, 2,977 tires were collected at the two transfer stations, compared with 2,612 in 2005.
- Lewis County hosts special collection events at least every other year. In June 2007, the County sponsored a week-long tire recycling event at both its transfer stations. This event gave residents an opportunity to recycle their tires at a discounted price. During the event, 6,515 tires were collected.
- Other Northwest facilities that recycle tires include Tire Disposal Inc., located in Oregon, and Tire Disposal and Recycling in Auburn. Both of these companies will pick up loads of tires in the Lewis County area, and may be considered as possible additional markets.

Because there are limited tire recycling opportunities in the Pacific Northwest, there is concern about the long-term nature of tire recycling outlets. In addition, illegal dumping of tires is still a minor problem.

Businesses that sell new tires are required to collect a \$1 fee for each new replacement tire sold. These fees are ultimately deposited in Ecology's Waste Tire Removal Account and used to (1) study cleanup sites; (2) cleanup unauthorized piles; (3) develop measures to prevent unauthorized piles; and (4) provide educational programs and informational materials for retail tires businesses. With state funding, Lewis County has cleaned up and will continue to clean up some of the tire piles in the County.

5.1.5 Vehicle Hulks

Vehicle hulks are abandoned automobiles and trucks. Lewis County regulates vehicle hulks in Chapter 8.05 of the Lewis County Code. The Lewis County Department of Health administers a successful vehicle hulk management program, which involves a system of notification and removal. When residents have a vehicle hulk with no title on their property, they may call the hulk vehicle officer and request assistance. State law requires licensing of vehicle wrecking operators and places reporting requirements on the disposal of some automobile components. All vehicle hulks were disposed of by licensed hulk haulers.

Lewis County's code enforcement officer reported that he received 290 requests for vehicle hulk inspections in 2006 and actually conducted 859 inspections. In 2007, the numbers increased to 208 requests and 1,300 inspections.

5.1.6 White Goods

White goods are currently being collected at the two CTSs and all drop boxes for a fee.

Appliance recycling events are held at least every other year. During the week-long 2007 event, 665 CFC appliances and 942 non-CFC appliances were collected. At these events, appliances are accepted for free.

The current scrap metal market is strong; thus, white goods are also handled through the private sector.

Lewis County collected 2,111 refrigerated appliances and 1,519 non-refrigerated appliances at both transfer stations in 2006—a 21 percent increase over 2005 figures.

5.1.7 Wood Waste

Much of this waste stream is handled through the private sector: It is often difficult to accurately quantify the amount recycled, because often the by product of one business is directly marketed as a resource to another business, without ever being handled or counted as part of the waste stream.

- Wood product businesses (e.g., Cascade Hardwoods and Northwest Hardwoods) have found alternative processes and markets and report very little wood waste in need of disposal. Some material is recycled as fuel, animal bedding, or glue extender, while other waste products such as wood ash are landfilled.
- Logging and tree farm operations manage their wastes on-site. Silviculture waste is regulated by the Forest Practices Act silviculture rules. Generators of landclearing debris in Lewis County either process and use the material on-site or have the material removed for off-site processing or disposal. Off-site processors provide an alternative to on-site open burning of the debris. However, open burning remains an option for disposal of landclearing debris generated outside the Urban Growth Boundary, subject to periodic burn bans. Only landclearing debris generated on-site can be burned (i.e., no debris can be transported from the property to be burned).

Wood waste is still accepted at the Lewis County drop boxes and transfer station. However, it is not tracked as a separate waste stream, but is accounted for as part of mixed MSW or yard debris.

LeMay also offers drop boxes for the recycling of construction and demolition (C&D) debris (including wood waste). Separated wood waste is taken to a composting facility.

5.2 CONSTRUCTION AND DEMOLITION DEBRIS

C&D debris is defined simply as the wastes that are generated from construction and demolition activities. These wastes include new and used building materials, concrete, asphalt, soil, stumps, and brush that are generated at construction or demolition sites.

Waste that retains its physical and chemical structure over long periods of time, such as concrete, stone, marble, iron, brick, glass, pottery, and ceramics, is considered to be inert waste. The largely inert heterogeneous mixture of materials resulting from construction or the tearing down of buildings, roads, and other structures is considered to be "construction and demolition" waste. This waste includes the inert wastes listed above, as well as plumbing, heating, and electrical parts, and some lumber not otherwise defined as hazardous waste (such as those containing mercury switches, hazardous wastes, polychlorinated biphenyls (PCBs), and lead-based paint). Stumps, yard debris, asbestos, plaster or gypsum wallboard, and hazardous wastes, even if from demolished buildings, are not demolition waste and should be excluded from dedicated demolition waste disposal sites. Demolition debris recycling and transfer facilities must comply with WAC 173-304, sections 300 and 410, respectively. Demolition debris landfills must comply with WAC 173-304-461.

C&D debris are generated at a rate that is proportional to the construction activity in the County; therefore, annual amounts vary depending on population growth and the economic conditions. Large, one-time projects (e.g., highway expansion, bridge replacement) or emergencies (e.g., earthquakes, floods) also have a significant impact on annual amounts.

5.2.1 Existing Conditions

In Lewis County, C&D debris is managed as a component of the MSW stream and is accepted at the transfer stations and drop boxes. Recycling, reuse, and salvage opportunities for some of these materials, such as concrete, asphalt, brick and gypsum wallboard, also exist locally. C&D debris is accepted at all Lewis County transfer stations and drop boxes. Standard solid waste tipping fees apply.

Local processors/recyclers of C&D debris are not available in Lewis County, so any C&D debris destined for recycling is typically transported to either Thurston County or Pierce County. C&D debris separated by material is more broadly accepted and at a reduced rate (compared to disposal). According to LeMay, a company in Pierce County accepts commingled C&D debris for recycling, but when transportation costs are added, the rate is not substantially less than the disposal fees through the Lewis County transfer stations and drop boxes.

Currently, Lewis County does not actively promote the reduction or recycling of C&D debris. Any efforts are typically initiated by the developer or contractor.

5.2.2 Needs and Opportunities

A focus of the state's Beyond Waste Program is to decrease the amount of C&D debris disposed and increase the amount of C&D debris recycled. Thus, the state has begun developing educational materials that can be applied anywhere in the state. Additional grants may be available to develop new local programs targeting C&D debris.

5.2.3 Recommendations

- 5-1 Create a green building promotional campaign. Green building is a means towards reducing waste, reducing the use of toxic substances, and supporting resource conservation in buildings. As part of this effort:
 - Create a list of local resources for green building.
 - Provide educational materials, such as those available from Ecology, at the building permit office and at local building supply stores.
 - Work through the Chamber of Commerce and Lewis County Chapter of the Olympia Master Builders to conduct outreach to builders to provide assistance and direct them to resources.
- 5-2 Conduct a pilot program for the drop off of wood and source-separated C&D waste for free or a modest fee. If space allows, the CTS could be the drop-off location. Depending on the processing, this pilot program could be combined with the yard waste drop-off operation (see Chapter 4). Otherwise, another suitable location will have to be identified. Arrange with a hauler or compost facility to pick up wood for recycling or composting.
- 5-3 Monitor the number and location of companies in the region accepting regional commingled C&D debris for recycling. Also, monitor the tipping fees and transportation costs. If availability and cost become more attractive, potentially promote this option.

5.3 ELECTRONIC WASTE

5.3.1 Existing Conditions

Electronic wastes are old computers, computer monitors, and televisions. In 2005, Lewis County began accepting monitors and computers at the CTS. Lewis County held special television recycling events at its two transfer stations in November 2007.

5.3.2 Needs and Opportunities

Ecology estimates that millions of computers and nearly a million televisions are disposed in Washington State during a 5-year period. These products contain heavy metals and other chemicals at hazardous levels that make them difficult to be disposed of safely. If simply discarded, these products will potentially release hazardous substances to the environment.

In 2004, the Washington State Legislature directed Ecology to conduct research and develop recommendations for implementing and financing an electronic product collection, recycling, and reuse program within the state. The department completed its research and provided recommendations in 2005. As a result, a new law has been passed, in which the makers of computers and televisions must begin a program by January 1, 2009, to collect and recycle these products. The manufacturers will be responsible for the program cost.

In September 2007, Ecology adopted the rule “Electronic Product Recycling Program – WAC 173-900.” This rule requires that direct processors of electronic wastes register with the state and identifies all the performance standards a direct processor of electronic wastes must conform with in order to be listed as a preferred provider.

5.3.3 Recommendations

- 5-4 Continue to collect electronic wastes at the CTS and through special collection events. Identify funding available through manufacturer on statewide programs. Promote the availability of these services.
- 5-5 Monitor the list of preferred processors as it is developed. If local or regional preferred processors become available, direct electronic wastes collected by the County to these processors.
- 5-6 As more options become available for residents to return electronic wastes to retailers or manufacturers, promote these options.

5.4 MEDICAL WASTE

For the purpose of this SHWMP, “medical waste” is considered biomedical waste and pharmaceutical waste. Biomedical waste is defined by RCW 70.95(k) as “the infectious and injurious waste originating from a medical, veterinary, or intermediate care facility.” Medical wastes pose not only a health risk because of the presence of pathogens, but also a physical risk from the presence of sharp items. Examples of pathogenic wastes include needles and syringes (sharps), tissue, bandages, and animal bodies.

Pharmaceuticals become waste when they have been rejected for use by the patient or otherwise cannot be returned to the supplier for reuse. Pharmaceutical waste is regulated by the Washington State Department of Health’s Board of Pharmacy, the United States Drug Enforcement Administration, and Ecology.

5.4.1 Existing Conditions

Medical facilities have the responsibility to determine which medical wastes are considered biomedical, and then arrange for the proper handling and disposal of these wastes. Thus, under normal circumstances, Lewis County does not accept most medical wastes from medical facilities, which typically have their own outlet⁸. For example, Stericycle, which has a facility in Morton, collects medical waste from Providence Hospital, and Harold LeMay Enterprises has small clinic accounts. Stericycle offers a program for home-bound customers with biomedical waste. This service is not free but it provides disposal for customers who cannot do it themselves. Stericycle provides two options based on where the customers live:

- Mail back program—Stericycle provides postage-paid packages to put the sharps (needles) in.
- Home pick up.

For the purpose of this SHWMP, pharmaceutical wastes are being considered a subset of medical wastes. The Lewis County policy regarding pharmaceutical waste is as follows:

- Lewis County recognizes the need to prevent the disposal of legend (prescription) and over-the-counter drugs in the landfill and wastewater treatment plants. Therefore, the Lewis County Solid Waste Utility will manage and dispose of legend drugs and

⁸ Lewis County Environmental Health is in the process of developing an emergency response plan for biomedical emergencies. Under such circumstances, the normal processes described above may be expanded or revised to safely handle a larger volume of infectious waste.

over-the-counter drugs according to the conditional exclusion found in WAC-173-303-071(3)(nn).

- The Household Hazardous Waste Facility, known as the Hazo Hut, will collect legend and over-the-counter drugs from homeowners for free. Hospitals, medical and dental clinics, private or public medical and dental offices and veterinarians, who meet the requirements as a conditionally exempt small quantity generator, may choose to have their legend and over-the-counter drugs managed and disposed of at the Hazo Hut for a fee.

In the CTS's waste acceptance policy, medical waste is defined as wastes generated by medical/hospice facilities used in direct patient care (such as sharps, bedding, biomedical, radiological, infectious wastes, etc.). Some types of medical wastes are accepted at the CTS with restrictions. Wastes such as bedding, clothing, tubing, etc., must be sterilized. Sharps must be containerized in plastic (pop-bottle type) canisters, and then placed in a designated storage area at the CTS. Unacceptable waste includes pathological or biological waste, or any materials that would likely pose a threat to health or safety.

The collection, storage and disposal procedures of legend and over-the-counter drugs can be found in the Lewis County Household Hazardous Waste Collection Facility Operations Guide and Health and Safety Plan.

Lewis County Infectious Waste Ordinance No. 1112 (Chapter 8.20 LCC) provides for comprehensive medical waste handling, documentation, labeling, and storage requirements.

5.4.2 Needs and Opportunities

Lewis County Solid Waste Utility staff gets frequent calls from citizens about managing medical wastes such as sharps and pharmaceutical waste. Biomedical wastes require special handling and disposal practices to protect the health and safety of both medical and solid waste disposal personnel. Pharmaceutical wastes become a solid waste management concern when they are disposed inappropriately. Some unused medications when flushed down a drain or toilet and treated through a wastewater treatment plant (or individual septic system) can potentially contaminate groundwater and surface waters.

5.4.3 Recommendations

- 5-7 Consider adding educational information about the proper management of medical wastes to the Lewis County website. Information should be developed in conjunction with the County's hospitals/medical clinics, retail suppliers, and other healthcare providers.
- 5-8 Depending on the outcome and success of other pharmacy take-back pilot programs being conducted in Washington, consider developing such a program.

6. MODERATE RISK WASTES

MRW is hazardous waste produced by households, businesses, and institutions in small quantities. Businesses and institutions are considered MRW generators when they produce hazardous wastes that do not exceed the following state regulatory limits:

- For dangerous wastes, less than 220 pounds per month or per batch.
- For extremely hazardous wastes, less than 2.2 pounds per month or per batch.

Commercial MRW generators are also known as Conditionally Exempt Small Quantity Generators (CESQGs). Businesses and institutions producing hazardous waste over the regulatory limits are medium- or large-quantity generators, and these wastes are not addressed in this SHWMP.

The political area encompassed by this MRW Plan is described in detail in Chapter 1, which also discusses:

- Goals of MRW management,
- Political boundaries,
- The roles of local government in the planning process, and
- Public involvement in the planning process.

Information about geographic and economic conditions, including population, in the County planning area are included in Chapter 2.

6.1 EXISTING CONDITIONS

Implementation of local household hazardous waste (HHW) programs involves educating the public about potentially hazardous wastes in their homes and providing a safe disposal option for any wastes they may generate. These topics, as well as a description of current conditions, are included below.

6.1.1 Education

Educational programs continue to be fundamental to improving HHW management in Lewis County. The County's education program goals include raising community awareness of the dangers associated with hazardous household products; encouraging use of safer, alternative products; and informing residents of proper disposal methods for HHW. Public education efforts include outreach to homes, schools, community groups, and businesses through direct contact and the media.

The Solid Waste Utility prepares and distributes a wide range of information on HHW. Information distributed addresses the dangers associated with hazardous household products, lists safer alternative products that can be used, provides "recipes" for less toxic cleaning products, describes safe lawn care and pest control methods, notes locations for recycling used motor oil, and lists services offered at the County's MRW collection facility. Although some of the information comes from outside sources, many brochures are prepared by the Solid Waste Utility's staff.

Informational materials are distributed at community events, as well as at numerous locations, including governmental offices, retail stores, drop-box stations, and the MRW facility.

The Solid Waste Utility also maintains an Internet site that includes directions to Hazo Hut, its hours of operation, and acceptable materials for disposal. The website also provides a list of safer alternatives to common household chemicals, as well as a list of locations that accept used motor oil. The website is located at: <https://fortress.wa.gov/lewisco/home/LC/publicworks/Default.aspx?lcID=287>.

Lewis County has applied for a CPG from Ecology that includes \$10,000 for a Household Hazardous Waste Awareness Project. This project will promote green chemistry awareness (i.e., non-toxic or less toxic product alternatives) to Lewis County residents; the adverse impact of hazardous materials on public health and the environment; and the benefits of non-toxic or less toxic products at reducing the amount of synthetic chemicals entering the environment. Additional information will include correct recycling or disposal options for current inventories of hazardous materials. Information will be disseminated through local media, presentations to schools and community organizations, and booths at community events.

In early 2007, over 100 new businesses were contacted about the availability of services through Lewis County. Industries contacted include dental, auto repair, auto body repair, and painting.

6.1.2 Collection

6.1.2.1 Hazo Hut

Lewis County's Moderate Risk Waste Facility, Hazo Hut, which is located at the site of the CTS in Centralia, collects hazardous waste from households and certain amounts of hazardous waste from qualifying businesses. The Hazo Hut accepts a full range of HHW, but does not accept ammunition or explosives, biomedical waste, critically unstable materials, or radioactive wastes. Waste acceptance policies are subject to revision periodically. The Lewis County Public Works, Solid Waste Utility website includes a complete list of materials accepted for free disposal, accepted for fee disposal, and not accepted for disposal. The Hazo Hut is open every Wednesday to business customers and the public, and the first and third Saturdays of the month to the public. As of April 2007, over 60 percent of the customers come on Wednesday. The schedule is subject to periodic review and revision.

A contractor processes and consolidates these wastes, prepares them for shipping, and transfers them to their proper disposal or recycling destinations. Usable products received in good condition are set aside and available free to the public. Swapping products provides an opportunity for the product to be used for its original intent; reduces the amount of hazardous materials sold and eventually disposed of; saves the County money; and meets Ecology's goal of reducing hazardous materials. In 2006, approximately 3,100 gallons of paint and 2,650 pounds of toxic and corrosive materials were swapped out. In 2007, approximately 5,200 gallons of paint and 3,800 pounds of toxic and corrosive materials were swapped out.

By providing a material exchange program, Lewis County can save the hazardous waste collection program a significant amount of money. As the success of the exchange program continues to grow, Lewis County will see increased savings. The majority of the material for exchange is paint. In 2007, 5,200 gallons were exchanged. At the approximate cost of \$3.50 per gallon for disposal, the paint exchange saved over \$18,000. The second most popular exchanged item is cleaning products. In 2007, 2,280 pounds of cleaning products were exchanged. At the approximate cost of \$1.50 per pound, the clean product exchange saved over \$3,400.

In 2006, the Hazo Hut began seeing a decline in customers. This trend continued in 2007. Even though the Hazo Hut experienced a decline in customers, the amount of material the Hazo Hut processed increased. Two emerging waste streams, fluorescent lamps and computers, contributed to the increase. Table 6-1 summarizes the participation and collection results.

Table 6-1. 2007 Hazo Hut Participation and Collection Summary

| Activity | 2006 | 2007 |
|------------------------------------|--------|--------|
| Residential customers (visits) | 1,442 | 1,328 |
| Business customers (visits) | 78 | 87 |
| Latex paint recycled (gallons) | 2,329 | 4,071 |
| Latex paint disposed (gallons) | 3,150 | 1,445 |
| Oil-based paint recycled (gallons) | 782 | 1,151 |
| Oil-based paint disposed (gallons) | 3,300 | 3,900 |
| Used motor oil (gallons) | 28,800 | 28,380 |
| Spent antifreeze (gallons) | 1,115 | 1,420 |
| Lead acid batteries (pounds) | 42,595 | 45,975 |
| Toxics recycled (pounds) | 1,050 | 1,520 |
| Toxics disposed (pounds) | 3,985 | 3,575 |
| Corrosives recycled (pounds) | 1,600 | 2,280 |
| Corrosives disposed (pounds) | 5,400 | 7,375 |
| Fluorescent lamps (pounds) | 3,070 | 4,341 |
| Electronics (pounds) | 60,524 | 76,686 |

In 2005, CESQGs brought MRW to the Hazo Hut in over 44 visits. In 2006, this number rose to 78 visits. Participation in 2007 continued to increase with 87 CESQG visits.

The majority of the waste processed at the Hazo Hut is paint. Currently, 71 percent of the paint goes back out through the redistribution (swapping) program.

6.1.2.2 Special Collection Events

The Hazardous Waste Program sponsored six rural hazardous waste collection events and two used television collection events in 2007 between March and November. The locations chosen for the collection events included Centralia, Morton, Packwood, Toledo, and Winlock. Table 6-2 summarizes the results of the events.

Table 6-2. 2007 Special Collection Event Summary

| Activity | Location | | | | |
|------------------------------|-----------|--------|--------|---------|----------|
| | Centralia | Morton | Toledo | Winlock | Packwood |
| Customers | 130 | 42 | 14 | 14 | 10 |
| Latex paint (gallons) | - | 225 | 150 | 60 | 280 |
| Oil-based paint (gallons) | - | 60 | 39 | - | 115 |
| Toxics (pounds) | - | 20 | 25 | - | 10 |
| Corrosives (pounds) | - | 25 | - | - | 30 |
| Lead acid batteries (pounds) | - | 420 | 20 | 200 | 420 |
| TVs (each) | 130 | 12 | - | - | - |

6.1.2.3 Drop-Off Collection

In 2006, the Hazardous Waste Program added two more used oil collection sites in Toledo and Pe Ell. The number of County-sponsored sites was eleven at the end of 2006. In 2007, one tank site was closed and a second site was moved. In 2008, the Hazardous Waste Program plans to add two more sites. The possible sites for placement are northwest Centralia and south Chehalis. Table 6-3 summarizes the activity at the County-sponsored sites in 2006 and 2007.

Table 6-3. Used Oil Collection at County-sponsored Sites (gallons)

| Location | 2006 | 2007 |
|--------------------------------------|--------|--------|
| Central Transfer Station, Centralia | 13,470 | 14,130 |
| State Street Shell, Chehalis | 4,425 | 3,725 |
| PeEll Recycle, PeEll | 125 | 350 |
| Fire District #5, Napavine | 2,925 | 2,475 |
| Stilleaves, Winlock | 1,725 | 2,050 |
| S. County Airport, Toledo | 280 | 250 |
| Onalaska Drop Box, Onalaska | 1,625 | 800 |
| Dave's Repair, Mossyrock | 925 | 1,325 |
| Wolfe's Supply, Morton | 1,750 | 1,675 |
| E Lewis Co. Transfer Station, Morton | 975 | 1,400 |
| Packwood Drop Box, Packwood | 575 | 200 |

Business-sponsored collection sites also exist in Lewis County. Shucks Auto Part stores and the Wal-Mart store in Chehalis take used oil from customers. No data are available from these collection sites.

6.2 NEEDS AND OPPORTUNITIES

A key focus of the state's Beyond Waste Plan is to decrease the amount of MRW disposal, by decreasing the use of hazardous substances in products and increasing the amount of MRW recycled. Several regional and national initiatives are already underway. By advancing these initiatives at a local level, Lewis County can reduce the amount of MRW it processes.

There is also a national movement requiring retailers and manufacturers to take back certain items, such as latex paint. If even a portion of the paint currently brought to the Hazo Hut was redirected to retailers and manufacturers, the operations of the Hazo Hut could benefit from a reduction in the cost of processing and/or disposing and the ability to focus on more environmentally hazardous wastes.

6.3 RECOMMENDATIONS

- 6-1 Continue existing operations at Hazo Hut and periodic collection events in outlying areas, as well as associated educational efforts. Monitor the need to hold special collection events more frequently or at different locations.
- 6-2 Keep informed of research and initiatives at the state level and review them for potential application in Lewis County. In particular:
 - Continue to investigate alternatives and options for pushing back the management of MRW to the manufacturers and retailers of products containing toxic or hazardous materials.
 - Continue to educate the public on alternative products to those containing toxic or hazardous materials and on the proper recycling or disposal of such products.
- 6-3 If a new transfer station is developed in South Lewis County (as described in Chapter 3), evaluate the potential for collecting and storing MRW at that facility.
- 6-4 As economic development is pursued in South Lewis County, monitor the types of businesses and industry coming into the County and work with these companies to identify, reduce, and properly manage MRW.
- 6-5 Work with retailers locally to establish and promote latex paint take-back programs. As such programs become available, eventually consider not accepting latex paint at the Hazo Hut.

7. ADMINISTRATION

7.1 EXISTING CONDITIONS

7.1.1 Administrative Responsibility

Administrative responsibility for solid waste handling systems in Lewis County is currently divided among several agencies and jurisdictions in local, county, and state government. Organizations involved in the Lewis County solid waste management system are described below.

7.1.1.1 Lewis County Solid Waste Utility

Chapter 36.58 RCW authorizes Lewis County to develop, own, and operate solid waste handling facilities in unincorporated areas of the county, or to accomplish these activities by contracting with private firms.

Lewis County exercises its solid waste responsibilities and authorities through the Solid Waste Utility, organized as part of the Department of Public Works. The specific administrative functions performed by the Solid Waste Utility include:

- Maintaining the County Solid Waste Ordinance (No. 1046) relating to public health, safety, and sanitation and providing regulations to govern the storage, collection, transfer, transportation, processing, use and final disposal of solid waste by all persons in Lewis County;
- Administering the waste export system;
- Administering, staffing, and operating the drop boxes, CTS, and ELCTS;
- Administering contracts;
- Developing and implementing the Comprehensive SHWMP, and formulating interlocal agreements, ordinances, and regulations related to the SHWMP;
- Developing and implementing the MRW chapter of the SHWMP, and formulating interlocal agreements, ordinances, and regulations related to the MRW chapter; and
- Providing staff support for the SWAC.

The County regulates tipping fees, hours of operation, facility access, and waste acceptance policies at each of its facilities. The County also has the authority and responsibility to prepare comprehensive SHWMPs for unincorporated areas and for jurisdictions that agree to participate with the County in the planning process. Although the County may contract for collection of recyclable solid waste generated in unincorporated areas of the County, its authority to provide or contract for garbage collection is very limited.

The Director of Public Works and the Lewis County BOCC oversee solid waste staff functions. The Solid Waste Utility staff oversees daily operations and programs relating to solid waste activities in the county.

7.1.1.2 Lewis County Environmental Services Division

The Lewis County Environmental Services Division (ESD) enforces state and county solid waste management laws and ordinances within the County, including solid waste facility inspection and permitting, solid waste-related complaints, and illegal dumping enforcement. ESD also devotes a portion of a staff member's time to hulk vehicle enforcement, issues permits for all solid waste disposal sites and facilities, and uses the SHWMP to ensure projects are consistent with county policies.

7.1.1.3 Lewis County Solid Waste Advisory Committee

As required by RCW 70.95.165, the Lewis County BOCC has appointed SWAC to help develop solid waste handling programs and policies. According to the bylaws, the Lewis County SWAC is to:

- Advise Lewis County on all aspects of solid waste management planning, including development of the SHWMP;
- Assist Lewis County in developing programs and policies on solid waste management;
- Review and comment on proposed solid waste management rules, policies, or ordinances before their adoption; and
- Advise Lewis County on other solid waste matters as assigned by the BOCC.

Each SWAC member has one vote, representing when possible a balance of interest among citizens, public interest groups, business, the waste management industry, and local government.

7.1.1.4 Cities

The cities of Centralia, Chehalis, Morton, Napavine, and Vader operate their own solid waste collection services within their jurisdictions, as authorized by RCW 35.21.152. All other cities (Mossyrock, Winlock, Toledo, and Pe Ell) provide refuse collection through the WUTC.

By signing the Intergovernmental Agreement for Integrated Solid Waste Management, all nine cities in Lewis County have agreed to participate in the Lewis County SHWMP (Resolution Number 91-166, March 4, 1991 and renewed Resolution Number 07-097, March 26, 2007, provided in Appendix A). Some cities also participate in the SWAC, the Centralia Landfill Closure Group, and the Lewis County Disposal District.

7.1.1.5 Centralia Landfill Closure Group

The Centralia Landfill Closure Group (CLCG) was created, by interlocal agreement among the County and the cities of Centralia, Chehalis, Morton, Mossyrock, Pe Ell, and Vader to oversee remediation and closure of the Centralia Landfill. The CLCG continues to work with Ecology to monitor landfill gas, surface water, and groundwater and to maintain the landfill's cover system. The CLCG has worked together since 1990, meeting periodically to address technical and legal issues related to landfill remediation and closure. The landfill was closed in April 1994 and separate consent decrees for cleanup were issued in 1994 and 2001 under the terms of MTCA (Chapter 70. 105D RCW). The CLCG has completed the remedial investigation and feasibility study and has negotiated the final Closure Action Plan.

7.1.1.6 Lewis County Disposal District

As provided by RCW 36.58.100-150, the Lewis County Disposal District was founded in 1993 to provide for all aspects of solid waste disposal, including solid waste transfer, operations, and landfill closure. The disposal district, however, may not engage in garbage collection, although it may impose an excise tax to fund solid waste disposal activities, may issue revenue bonds to fund any of its activities, and may issue general obligation bonds to fund capital projects.

The Lewis County Disposal District continues to:

- Contract for solid waste long-haul transportation and disposal services;
- Raise funds for closure of the Centralia Landfill upon request of the CLCG; and
- Make decisions on other countywide solid waste disposal issues.

To carry out these responsibilities, the Disposal District has assumed, or shares, authorities previously held by the County alone. This includes the authority to do the following:

- Administer the waste export contract;
- Decide on future disposal options; and
- Develop rate structures capable of meeting the solid waste disposal system's financial requirements.

The BOCC is the Disposal District's governing body. The BOCC is advised by an Executive Advisory Committee of the District; the committee is composed of one elected official from Lewis County and one from each city. On matters related to Centralia Landfill closure, the District is obligated to raise funds, up to specified limits, and make them available upon official request by the governing board of the CLCG.

7.1.1.7 Washington State Department of Ecology

Ecology administers and regulates the planning process for local solid waste management plans under the authority of the Washington Solid Waste Management Reduction and Recycling Act. Although state law empowers the Lewis County ESD to issue the operating permits for all solid waste handling facilities within the County, Ecology sets minimum design and operational standards for solid waste handling facilities (WAC 173-350) and new or expanded municipal solid waste landfills, (WAC 173-351); it also has review authority over ESD permitting decisions. Under MTCA and a Memorandum of Understanding with the U.S. Environmental Protection Agency, Ecology is also the lead agency for overseeing the Centralia Landfill closure and remediation.

7.1.1.8 Washington Utilities and Transportation Commission

The WUTC regulates solid waste collection companies by granting "certificates of convenience and necessity" that permit collection companies to operate in specified service areas. It also regulates solid waste collection, under authority of RCW 81.77.030, by:

- Fixing and altering collection rates, charges, classifications, rules, and regulations;
- Regulating accounts, service, and safety of operations;

- Requiring filing of annual reports and other reports and data;
- Supervising collection companies in all matters affecting their relationship to their customers; and
- Requiring collection companies to use rate structures consistent with state waste management priorities.

WUTC requires certificate holders to provide the minimum levels of solid waste collection and recycling services established by the applicable solid waste management plan. Solid waste companies operating in the unincorporated areas of the County must comply with the solid waste management plan (RCW 81.77.040).

At its option, the County may notify the WUTC of its intention to have the G-certificate holder provide for the collection of recyclable materials from residences in unincorporated areas or go out to bid for these services. Commercial recycling is also regulated by the WUTC, under laws that apply in general to motor freight carriers (RCW 81.80).

This SHWMP contains a cost assessment prepared according to the Cost Assessment Guidelines for Local Solid Waste Management Planning, January 1997, Publication No. UTC-228-90-01 (updated August 2001). RCW 70.95.096 grants the WUTC 45 days to review the plan's assessment of solid waste collection cost impacts on rates charged by solid waste collection companies regulated under Chapter 81.77 RCW and to advise the County and Ecology of the probable effects of the plan's recommendations on those rates. This assessment involves a review of the entire solid waste plan because cost impacts are derived from factors presented throughout the plan. The completed WUTC Cost Assessment Questionnaire is provided in Appendix K.

7.1.2 Local Regulations

Lewis County regulations pertaining to solid waste and MRW management are primarily found in Title 8 of the Lewis County Code, and include the following:

- Section 8.05 Abandoned Vehicles
- Section 8.10 Recycling Service Areas
- Section 8.15 Solid Waste Disposal
- Section 8.20 Infectious Waste
- Section 8.30 Litter Control
- Section 8.45 Solid Waste Rules and Regulations

7.1.3 County Authority to Establish a Solid Waste Management System

As part of its statutory authority to establish a solid waste management system (RCW 36.58.040), the County is also empowered to designate an exclusive list of sites, including transfer stations and drop boxes, for the disposal of solid wastes.

Designated disposal sites are or may be:

- The CTS, ELCTS, and drop boxes;
- Sites acquired by the County or the Disposal District consistent with the SHWMP;
- Sites owned by parties other than the County and made available by contract with the County or the Disposal District, consistent with the SHWMP; and
- Sites owned by parties, other than the County, that have been duly approved by the BOCC, following review by the Public Works Director, the SWAC, and the executive committee of the Disposal District.

Through interlocal agreements with each city in the Lewis County Disposal District, the Disposal District can exercise control over the flow of solid wastes generated within the incorporated cities in the County. As required by the interlocal agreements, each city with contracted or municipal collection service directs the waste to a County-designated disposal site.

7.1.4 Enforcement

The Lewis County ESD is the principal County enforcement authority for solid waste ordinances and permits. To meet the requirements of the MFS (then WAC 173-304), Lewis County adopted a local solid waste ordinance (No. 1046) on August 28, 1975; it was amended by ordinance No. 1046A on May 1, 1980. A separate ordinance (No. 1096) provided for enforcement activity in the areas of illegal dumping and litter control. The Lewis County Board of Health Solid Waste Rules and Regulations (Chapter 8.45 Lewis County Code) encapsulate the previous ordinances and adds tire pile storage requirements. In addition, the ESD regulates the construction and operation of all applicable solid waste facilities in the County through a permit approval system.

Illegal dumping of solid waste occurs in Lewis County, though the nature and extent of this problem is difficult to quantify or document. Rural areas and large private properties are the most frequently reported illegal dumping sites. Illegal dumping usually comes to the attention of County officials through citizen complaints. An ESD enforcement officer investigates reports of illegal dumping, gathers evidence to identify the responsible individual or company, and may serve the violator with a Notice of Violation. If served, the violator may appeal the Notice of Violation to the Hearing's Examiner, or pay a fine for each day the violation exists past the date set for correction (RCW 16.020.125) in addition to the County's cost of cleaning up the dump site. The County Sheriff may assist the ESD in prosecuting illegal dumping cases.

ESD inspection activities include periodic onsite inspections of solid waste facilities, review of operating permits for facilities, and evaluation of environmental monitoring data for existing and closed facilities. The ESD currently permits and inspects the County's CTS, ELCTS, and the four solid waste drop boxes. The ESD also permits, one demolition/inert waste processing facility, one compost facility, and one limited purpose industrial waste disposal site.

7.2 NEEDS AND OPPORTUNITIES

At this time, the SWAC consists of seven representatives, including citizens, elected officials, and solid waste industry representatives. Representation could be improved by adding another business representative or a representative from the south end of Lewis County, where the growth rate may be the highest.

If permitted, the proposed Birchfield development will be the first fully contained community in Lewis County. The manner in which solid waste services would be provided to this community is currently unknown.

7.3 RECOMMENDATIONS

- 7-1 As described in Chapters 3 and 4, continue to work with the municipalities located in RSA-1 to help each adopt a commingled recycling program.
- 7-2 Review, amend, and establish solid waste ordinances as appropriate.
- 7-3 Continue and fund existing administrative and enforcement activities.
- 7-4 Consider whether to pursue additional representation on the SWAC, particularly by business/industry or someone from the south end of the County.
- 7-5 Implement consistent monitoring and tracking methodologies recommended in Chapters 3 and 4 of this plan.
- 7-6 Monitor the review of the proposed Birchfield development and consider the manner in which solid waste services would be provided.

8. FUNDING AND IMPLEMENTATION PLAN

This chapter presents a preliminary schedule, responsibilities, and funding options for the implementation of recommendations presented in Chapters 3 through 7 of this SHWMP. It also provides the 6-year projections for operations and capital expenditures and the 20-year projections of program needs.

8.1 FUNDING OPTIONS

This section provides an overview of the funding options available to Lewis County to implement the recommendations in this SHWMP. The County can fund solid waste services in three basic categories: user charges, taxes, and grants. The WUTC Cost Assessment Questionnaire in Appendix K provides additional information.

It is also important to note that, over the past few years, the Lewis County Solid Waste Utility reserves have continued to grow, as revenues are exceeding expenditures on an annual basis. If operations continue at the current rate of increase and no major expenditures are necessary, the reserves are not expected to be depleted within the next 10 years. However, rising gasoline prices, major construction or demolition projects, emergencies, and other events that lead to unanticipated increases in cost or waste generation can deplete these reserves. In addition, Lewis County may use these reserves to fund some of the actions recommended in this plan (e.g., feasibility study for a new transfer station).

8.1.1 User Charges

The two basic user charge alternatives include tipping fees and solid waste collection charges. Tipping fees are charges collected at transfer facilities and/or at the disposal site by a facility operator. Solid waste collection fees are charges assessed to solid waste generators for collection of refuse and/or recyclables. Each of these alternatives is discussed below.

8.1.1.1 Tipping Fees

Tipping fees are a common method used to collect revenues for solid waste services. These fees, which can be either volume or weight based, are charges assessed at the point of disposal.

Fees collected by the operator are typically set to recover all costs for current operation and to meet future facility closure expenses. Additional surcharges can be applied to the tipping fee to generate revenue for refuse transfer, local government planning, and administrative expenses. If the receiving facility is privately owned, the tipping fee is usually set through a contract with the appropriate jurisdictional authority. Services provided by the jurisdiction are paid for either by a service charge added to the tipping fee or through general fund revenues.

8.1.1.2 Solid Waste Collection Fees

Solid waste collection fees are the rates paid by generators for collection service. These fees, which are billed to the generator either directly by the refuse hauler or by the local government, represent the total costs to generators for solid waste management. They may include special waste handling services such as recycling programs or landfill closure costs.

RCW 36.58.045 provides the legislative authority under which counties may impose a service fee upon solid waste collection companies operating within the unincorporated areas of the County. These service fees are limited to funding the administration and planning expenses that the County incurs in complying with the requirements of RCW 70.95.090.

8.1.2 Taxes

The Lewis County Disposal District is authorized to establish an excise tax to pay for solid waste-related expenses in Lewis County. Under RCW 36.58.140, a solid waste district may levy and collect an excise tax on the privilege of living in or operating a business in a solid waste disposal district sufficient to fund its solid waste disposal activities.

Solid waste excise taxes have the potential to generate substantial revenue. However, consideration must be given to the ease of implementing and administering the tax, the possibility of leakage or tax noncompliance, and the extent of public support for the tax. Consideration must also be given to various legal constraints that affect state and local operations in levying solid waste taxes. The most important federal restrictions on taxes include a prohibition of taxes that might impede interstate commerce and the equal protection clause of the 14th Amendment, which prohibits taxes that discriminate against one product or material. Certain taxes that the County could implement would require the BOCC to establish a code ordinance.

8.1.3 Grants

Under the MTCA (Chapter 70.105D RCW), grants are available to local governments for solid waste management plans and programs, hazardous waste management plans and programs, and remedial actions to clean up existing hazardous waste sites. Solid and hazardous waste planning and programs are funded through the CPG program administered by Ecology's Solid Waste and Financial Assistance Program. Chapter 173-312 WAC governs this program. Cleanup of existing hazardous waste sites is funded through Remedial Action Grants, described in the Remedial Action Grant Guidelines, Publication #97-504.

In August 2007, Lewis County Solid Waste Utility applied for a CPG for \$100,000 (\$75,000 from Ecology and \$25,000 matched locally) for yard waste composting in Lewis County.

In August 2007, Lewis County Solid Waste Utility also applied for a CPG for \$311,707 (\$233,780 from Ecology and \$77,927 matched locally) to cover the MRW program, a Household Hazardous Waste Awareness Project, public education and outreach on waste diversion, special tire and appliance collection events, promotion of the 2good2toss.com program, and at least one ReUse Fair, which allows residents to obtain usable items from others at no cost.

8.2 IMPLEMENTATION PLAN

Table 8-1 presents the recommendations, which are arranged by solid waste management strategy and in the order discussed in this plan.

Table 8-1. Implementation Plan

| Recommendation | Responsibility | Target Schedule |
|--|---|---|
| SOLID WASTE COLLECTION | | |
| 3-1 | Provide assistance to municipalities within RSA-1, as needed, through the adoption of an ordinance such as Ordinance 1196 (the Commingled Recycling Ordinance). | Lewis County Solid Waste Utility (LCSW) staff End of 2008 |
| SOLID WASTE TRANSFER | | |
| 3-2 | Over a period of time (perhaps 6 months), track and record the volume or weight of solid waste and recyclables collected at each of the remaining four drop boxes to its geographic origin (e.g., zip codes and communities). | Drop box attendant End of 2008 |
| 3-3 | Over a period of time (perhaps 6 months), track and record the volume or weight of solid waste and recyclables processed through the CTS to its geographic origin (e.g., zip codes and communities). | Scale house attendant; haulers; LCSW staff End of 2008 |
| 3-4 | Consider budgeting for and initiating a South Transfer Station feasibility study or cost-benefit analysis. | LCSW staff Study to be completed in 2009 |
| 3-5 | Review data sources for tracking disposal and recycling quantities and ensure that a consistent methodology is applied. | LCSW staff End of 2008 |
| 3-6 | Continue to monitor wait times at the CTS on Saturdays. If the data support it, approach the BOCC again to discuss changes to the CTS schedule to better serve its self-haul customers. | LCSW staff with SWAC support Ongoing |
| SOLID WASTE EXPORT AND DISPOSAL | | |
| 3-7 | Plan ahead for waste export and disposal. Begin the process of reviewing and either renewing or establishing a new waste export/disposal contract by 2011. | LCSW staff with SWAC support 2011 |
| 3-8 | Revisit the option of incineration as a disposal option, if economically viable, and as cleaner technologies become available. | LCSW staff Ongoing |
| WASTE REDUCTION | | |
| 4-1 | Continue waste reduction programs through the Master Recycler/Composter program, online resources, and community outreach. | LCSW staff, Washington State University (WSU) Cooperative Extension, and program volunteers 2008 |
| 4-2 | Implement the business recognition and technical assistance program funded by the CPG. | LCSW staff 2008 |

Table 8-1. Implementation Plan (continued)

| | Recommendation | Responsibility | Target Schedule |
|-------------------|--|--|------------------------|
| RECYCLING | | | |
| 4-3 | Facilitate the adoption of a standard curbside recycling program in all cities, following the program established in RSA-1. | LCSW staff with SWAC support | 2008 |
| 4-4 | Investigate expansion of curbside collection to selected areas in RSA-2. | LCSW staff and haulers with SWAC support | 2009 |
| 4-5 | Expand business participation in recycling through outreach, promotion, and on-call assistance. | LCSW staff with assistance from city staff | 2008 |
| 4-6 | Renew the business recognition program to publicly acknowledge recycling efforts at certain businesses. | LCSW staff with SWAC support | 2008 |
| 4-7 | Work with the Chamber of Commerce to increase recycling levels at businesses by sponsoring a venue where knowledge can be shared. | LCSW staff with support from Chamber of Commerce | 2009 |
| 4-8 | Increase recycling at existing and new glass drop-offs through promotion, monitoring of usage and contamination levels, and siting additional drop-offs at business parking lots, if needed. | LCSW staff | 2009 |
| 4-9 | Improve recycling signage and education at transfer stations and drop boxes to increase recycling and reduce contamination. | LCSW staff | 2008 |
| 4-10 | Monitor glass recycling markets in order to facilitate the best use of glass collected at recycling drop-offs. | LCSW staff and haulers | Ongoing |
| 4-11 | Conduct a waste composition study to assess types and quantities of materials in the waste stream to guide future waste and recycling planning. | LCSW staff oversight; possible consultant services | 2010 |
| 4-12 | Expand the transfer station survey by adding questions about customers' access to garbage and recycling services at home as well as their zip codes and communities. | Scale house attendants and LCSW staff | 2008 |
| 4-13 | Implement a permanent textile collection program, building on the pilot program established at the CTS in 2007. | LCSW staff | 2008 |
| COMPOSTING | | | |
| 4-14 | Initiate drop-off collection service for yard waste at the CTS and ELCTS as soon as the modifications to the bulkheads are completed. | LCSW staff | 2009 |
| 4-15 | Encourage residents to recycle food waste in their yard waste bins. Robust markets exist for nutrient-rich food waste. | LCSW staff and hauler | 2008 |

Table 8-1. Implementation Plan (continued)

| Recommendation | Responsibility | Target Schedule | |
|---|---|--|---------------------------------|
| COMPOSTING (continued) | | | |
| 4-16 | Continue and expand backyard composting programs, including the Master Recycler/Composter program and compost bin sales. | LCSW staff with WSU Cooperative Extension | 2009 |
| 4-17 | Increase the number of households participating in yard waste collection by providing incentives for residents to sign up for yard waste collection. | LCSW staff and hauler with SWAC support | Provisional |
| 4-18 | Increase organics collection from businesses by targeting education and outreach to restaurants, grocery stores, schools, hospitals, and food-processing operations. | LCSW staff and hauler with SWAC support | 2009 |
| 4-19 | Evaluate usage data for rural drop boxes to determine if yard waste drop-off collection should be provided to rural customers in the future. | LCSW staff and drop box attendant | 2009 |
| CONSTRUCTION AND DEMOLITION DEBRIS | | | |
| 5-1 | Create a green building promotional campaign. As part of this effort: <ul style="list-style-type: none"> ➤ Create a list of local resources for green building. ➤ Provide educational materials, such as those available from Ecology, at the building permit office and at local building supply stores. ➤ Work through the Chamber of Commerce and Lewis County Chapter of the Olympia Master Builders to conduct outreach to builders to provide assistance and direct them to resources. | LCSW staff with support from Chamber of Commerce and the Lewis County Chapter of the Olympia Master Builders | 2009 |
| 5-2 | Conduct a pilot program for the drop off of wood and source-separated C&D waste for free or a modest fee. | LCSW Staff | 2010 |
| 5-3 | Monitor the number and location of companies in the region accepting regional commingled C&D debris for recycling. Also, monitor the tipping fees and transportation costs. If availability and cost become more attractive, potentially promote this option. | LCSW Staff | Starting in 2009, then ongoing |
| ELECTRONIC WASTES | | | |
| 5-4 | Continue to collect electronic wastes at the CTS and through special collection events. Identify services available through the manufacturer on state-wide programs. Promote the availability of these services. | LCSW Staff | 2008 |
| 5-5 | Monitor the list of preferred processors as it is developed. If local or regional preferred processors become available, direct electronic wastes collected by the County to these processors. | LCSW Staff with approval from the BOCC | Starting in 2009, then ongoing. |
| 5-6 | As more options become available for residents to return electronic wastes to retailers or manufacturers, promote these options. | LCSW Staff | 2009 |

Table 8-1. Implementation Plan (continued)

| | Recommendation | Responsibility | Target Schedule |
|-----------------------------|---|--|------------------------|
| MEDICAL WASTES | | | |
| 5-7 | Consider adding educational information about the proper management of medical wastes to the Lewis County website. Information should be developed in conjunction with the County's hospitals/medical clinics, retail suppliers, and other healthcare providers. | LCSW staff and Environmental Health | 2010 |
| 5-8 | Depending on the outcome and success of other pharmacy take-back pilot programs being conducted in Washington, consider developing such a program. | LCSW staff and Environmental Health with support from retail pharmacy. | 2010 |
| MODERATE RISK WASTES | | | |
| 6-1 | Continue existing operations at Hazo Hut and periodic collection events in outlying areas, as well as associated educational efforts. Monitor the need to hold special collection events more frequently or at different locations. | LCSW Staff | 2008 ongoing |
| 6-2 | Keep informed of research and initiatives at the state level and review them for potential application in Lewis County. In particular: <ul style="list-style-type: none"> ➤ Continue to investigate alternatives and options for pushing back the management of MRW to the manufacturers and retailers of products containing toxic or hazardous materials. ➤ Continue to educate the public on alternative products to those containing toxic or hazardous materials and on the proper recycling or disposal of such products. | LCSW Staff | 2008 ongoing |
| 6-3 | If a new transfer station is developed in South Lewis County (as described in Chapter 3), evaluate the potential for collecting and storing MRW at that facility. | LCSW Staff, as part of feasibility study (#3-4 above). | 2009 |
| 6-4 | As economic development is pursued in South Lewis County, monitor the types of businesses and industry coming into the County and work with these companies to identify, reduce, and properly manage MRW. | LCSW staff with support from Chamber of Commerce | Ongoing |
| 6-5 | Work with retailers locally to establish and promote latex paint take-back programs. As such programs become available, eventually consider not accepting latex paint at the Hazo Hut. | LCSW Staff | Ongoing |
| ADMINISTRATION | | | |
| 7-1 | As described in Chapters 3 and 4, continue to work with the municipalities located in RSA-1 to help each adopt a commingled recycling program. | LCSW Staff | 2008 |
| 7-2 | Review, amend, and establish solid waste ordinances as appropriate. | LCSW Staff, Environmental Health Staff | Ongoing |

Table 8-1. Implementation Plan (continued)

| Recommendation | | Responsibility | Target Schedule |
|-----------------------------------|--|-----------------------|------------------------|
| ADMINISTRATION (continued) | | | |
| 7-3 | Continue and fund existing administrative and enforcement activities. | LCSW Staff and ESD | Ongoing |
| 7-4 | Consider whether to pursue additional representation on the SWAC, particularly by business/industry or someone from the south end of the County. | LCSW Staff and SWAC | 2009 |
| 7-5 | Implement consistent monitoring and tracking methodologies recommended in Chapters 3 and 4 of this plan. | LCSW Staff | End of 2008 |
| 7-6 | Monitor the review of the proposed Birchfield development and consider the manner in which solid waste services would be provided. | LCSW Staff | Ongoing |

8.3 SIX- AND TWENTY-YEAR PROJECTED NEEDS FOR SOLID WASTE HANDLING

Table 8-2 projects operations and capital expenditures as well as revenues over the next 6 years. The projections in Table 8-2 cover existing ongoing programs, as well as implementation of recommendations contained in this plan for which a cost can be reasonably estimated. For example, the recommendation for the south transfer station feasibility study is addressed in the projections, even though the potential outcome and capital expenditures resulting from such studies cannot yet be known. Many of the recommendations in this plan do not require capital expenditures but instead require Lewis County Solid Waste Utility staff time. For the purpose of the table, it has been assumed that the number of full-time equivalent employees needed to administer the program is constant.

The costs in Table 8-2 are projected with as much precision and accuracy as is now available (planning-level estimates). Lewis County intends to review, revise, and extend its cost projections periodically, as needed, for good solid waste system management and to meet the requirements of RCW 70.95.110. The table begins with a base year of 2008. Assumptions regarding future costs are provided in the table notes, where appropriate.

Solid waste budget needs over the next 20 years are expected to be similar to those for the next 6 years, shown in Table 8-2. An exception could be the development of a South Transfer Station. However, the planned feasibility analysis would include a cost-benefit analysis and a funding component. Likewise, if Lewis County at any point in the future, contemplated developing a disposal facility (e.g., an incinerator), funding would be a key consideration.

Table 8-2. Lewis County 6-Year Budget Projections

| Activity | 2008 ¹ | 2009 | 2010 | 2011 | 2012 | 2013 |
|-------------------------------------|--------------------|--------------------|--------------------|--------------------|--------------------|--------------------|
| <i>Operating Expenses</i> | | | | | | |
| Administration | \$525,053 | \$525,354 | \$535,861 | \$546,578 | \$557,510 | \$568,660 |
| Enforcement | \$60,000 | \$60,000 | \$60,000 | \$60,000 | \$60,000 | \$60,000 |
| Moderate Risk Waste | \$92,500 | \$97,125 | \$101,981 | \$107,080 | \$112,434 | \$118,056 |
| Resource Recovery | \$56,680 | \$59,514 | \$62,490 | \$65,614 | \$68,895 | \$72,340 |
| Transfer Station O & M ² | \$1,166,522 | \$1,214,348 | \$1,264,566 | \$1,317,294 | \$1,372,658 | \$1,430,791 |
| Debt Service / CTS | \$464,400 | \$464,400 | \$464,400 | \$464,400 | \$464,400 | \$464,400 |
| Host Fee to Centralia ³ | \$244,800 | \$257,040 | \$269,892 | \$283,387 | \$297,556 | \$312,434 |
| Centralia Landfill Closure Group | \$275,000 | \$275,000 | \$275,000 | \$275,000 | \$275,000 | \$275,000 |
| Waste Export | \$2,393,600 | \$2,468,578 | \$2,642,830 | \$2,828,337 | \$3,025,787 | \$3,235,911 |
| Credit Card Fees ⁴ | \$10,000 | \$10,000 | \$10,000 | \$10,000 | \$10,000 | \$10,000 |
| Professional Services | \$6,000 | \$6,000 | \$6,000 | \$6,000 | \$6,000 | \$6,000 |
| B & O Taxes | \$85,440 | \$89,472 | \$93,863 | \$98,474 | \$103,515 | \$108,398 |
| Subtotal Operating Expenses | \$5,379,995 | \$5,526,831 | \$5,786,883 | \$6,062,163 | \$6,353,555 | \$6,661,990 |
| <i>Project Expenses</i> | | | | | | |
| Solid Waste Plan | \$106,376 | \$0 | \$0 | \$0 | \$0 | \$0 |
| Trailer | \$15,000 | \$0 | \$0 | \$0 | \$0 | \$0 |
| New Transfer Station Study | \$0 | \$100,000 | \$0 | \$0 | \$0 | \$0 |
| Scale Software | \$0 | \$50,000 | \$0 | \$0 | \$0 | \$0 |
| Facility Improvements | \$632,000 | \$400,000 | \$25,000 | \$0 | \$0 | \$0 |
| Subtotal Project Expenses | \$753,376 | \$550,000 | \$25,000 | \$0 | \$0 | \$0 |
| TOTAL EXPENSES | \$6,133,371 | \$6,076,831 | \$5,811,883 | \$6,062,163 | \$6,353,555 | \$6,661,990 |

Continued on Next Page

Table 8-2. Lewis County 6-Year Budget Projections (continued)

| Activity | 2008¹ | 2009 | 2010 | 2011 | 2012 | 2013 |
|-----------------------------------|-------------------------|--------------------|--------------------|--------------------|--------------------|--------------------|
| <i>Revenues</i> | | | | | | |
| Transfer Station Disposal Revenue | \$5,576,000 | \$5,854,800 | \$6,147,540 | \$6,454,917 | \$6,777,663 | \$7,116,546 |
| Drop Box Disposal Revenue | \$85,000 | \$75,000 | \$75,000 | \$75,000 | \$75,000 | \$75,000 |
| Grants | \$293,780 | \$116,890 | \$110,000 | \$100,000 | \$100,000 | \$100,000 |
| Inter-Departmental Transfer | \$50,000 | \$51,000 | \$52,020 | \$53,060 | \$54,122 | \$55,204 |
| Miscellaneous Revenue | \$35,000 | \$35,000 | \$35,000 | \$35,000 | \$35,000 | \$35,000 |
| TOTAL REVENUES | \$6,039,780 | \$6,132,690 | \$6,419,560 | \$6,717,977 | \$7,041,784 | \$7,381,750 |
| <i>Disposal Forecast (tons)</i> | | | | | | |
| Transfer Stations ⁴ | 68,000 | 71,400 | 74,970 | 78,719 | 82,654 | 86,787 |

Notes:

1. Costs and revenues were taken from 2008 budget provided by Lewis County.
2. Ongoing costs for years 2009-2013 were projected by projecting a 5% annual increase.
3. Host fee is \$4 per ton, applying 90% of disposal forecast.
4. The disposal forecast assumes a 5% increase annually.

9. REFERENCES

Ecology (Washington State Department of Ecology). 1999. Guidelines for the development of local solid waste management plans and plan revisions. Solid Waste and Financial Assistance Program, Publication No. 90-11 (revised). December 1999.

Parametrix. 2000. Lewis County Solid Waste/Moderate Risk Waste Management Plan Update. Lewis County Solid Waste Utility. Centralia, Washington.

Soil Conservation Service. 1987. Soil survey of Lewis County area. United States Department of Agriculture. Lewis County, Washington.

U.S. Department of Agriculture. 2002. 2002 Census of Agriculture County Profile, Lewis County, Washington.

APPENDIX A
Interlocal Agreements

**BEFORE THE BOARD OF COUNTY COMMISSIONERS
OF LEWIS COUNTY WASHINGTON**

**APPROVING INTERGOVERNMENTAL)
AGREEMENT BETWEEN LEWIS COUNTY)
AND CITIES OF LEWIS COUNTY FOR)
UPDATING OF LEWIS COUNTY)
COMPREHENSIVE SOLID WASTE)
MANAGEMENT PLAN AND AUTHORIZING)
SIGNATURES THEREON)**

RESOLUTION NO. 07- 097


WHEREAS, the Board of County Commissioners has reviewed an Intergovernmental Agreement between Lewis County, Washington, and the cities of Chehalis, Centralia, Morton, Mossyrock, Napavine, Pe Ell, Toledo, Winlock, and Vader for the purpose of providing for the update of the Lewis County Solid Waste/Hazardous Waste Management Plan to be completed by June 30, 2008 according to Washington State Department of Ecology guidelines; and,

WHEREAS, it appears to be in the best interests of Lewis County to approve said Intergovernmental Agreement; NOW, THEREFORE

BE IT RESOLVED that the Board of County Commissioners is hereby approved to sign the Intergovernmental Agreement between Lewis County and the Cities/Towns of Lewis County, Washington.


DONE IN OPEN SESSION this 26 day of March, 2007.

ATTEST:


Clerk of the Board




**BOARD OF COUNTY COMMISSIONERS
LEWIS COUNTY WASHINGTON**


Chairman

APPROVED AS TO FORM:

**L. Michael Golden
Prosecuting Attorney**


Civil Deputy


Member


Member

INTERGOVERNMENTAL AGREEMENT FOR INTEGRATED SOLID WASTE MANAGEMENT

THIS AGREEMENT, made and entered into this 26 day of March, 2007, by and between LEWIS COUNTY, WASHINGTON (hereinafter called "the County") and the incorporated municipalities of Centralia, Chehalis, Morton, Mossyrock, Napavine, Pe Ell, Toledo, Vader, and Winlock within the County; all of which are organized under the laws of the State of Washington and are herein collectively referred to as "Participating Governments";

WITNESSETH:

WHEREAS, the Participating Governments in Lewis County have agreed to participate and adopt, pursuant to the Solid Waste Management Act, Chapter 70.95 RCW, the Solid Waste Disposal Act, Chapter 36.58 RCW, and the Municipal Utilities Act, Chapter 35.92 RCW, the "Lewis County Comprehensive Solid Waste Management Plan, 1992 Update" hereinafter referred to as the "Plan" and the "Lewis County Solid Waste and Hazardous Waste Management Plan Update, April 2000" hereinafter referred to as the "Plan Update" covering the integrated management of solid waste (including recyclable material) in the County; and

WHEREAS, it is to the mutual advantage of the Participating Governments and their citizens, to contract pursuant to Chapter 39.34 RCW for the purpose of providing a joint county-city integrated solid waste management program; and

WHEREAS, the Participating Governments have been operating under agreements pursuant to adopted resolutions by the various cities in Lewis County; and

WHEREAS, the cities indicated their intent to participate in the county wide solid waste planning effort; and,

WHEREAS, it has been determined that formal adoption of this informal relationship is needed;

NOW, THEREFORE, for and in consideration of the mutual promises and covenants contained herein, it is agreed by the Participating Governments (as contained in "Exhibit A") hereto as follows:

1. PURPOSE OF AGREEMENT

A. The purpose of this Agreement is to establish and adopt a comprehensive Solid Waste and Hazardous Waste Management Plan as mandated in Chapter 70.95 RCW, for collection, recycling and disposal of solid and hazardous waste produced or generated within the boundaries of the Participating Governments by specifying the party responsible for the management of said program, and the power and duties of the Participating Governments.

B. It is also the purpose of this agreement to provide for the updating of the Lewis County Comprehensive Solid Waste Management Plan by June 30, 2008 pursuant to the Department of Ecology 1999 Planning Guidelines.

2. SOLID WASTE MANAGEMENT ADVISORY COMMITTEE

A. Establishment. There is hereby created by Lewis County Resolution 91-42 a Solid Waste Advisory Committee (SWAC) which, by its present by-laws consists of the following: a minimum of nine (9) voting members representing a balance of interests including, but not limited to, citizens, public interest groups, businesses, the waste management industry and local elected officials. Of the nine (9) voting members, three elected city officials shall be appointed to the SWAC by the Board of County Commissioners (BOCC) upon recommendation of said municipalities. In addition, commercial garbage haulers, recyclers, and members of public citizens groups shall be selected by the BOCC. The SWAC, originally established pursuant to Lewis County Resolutions 86-286, 86-288, and reestablished pursuant to Lewis County Resolution 91-42 and 93-108, meets the requirements of the State of Washington Solid Waste Management Act, Chapter 70.95 RCW as amended in Chapter 123 regular session, Laws of 1984.

B. Voting. Each appointed representative on the SWAC shall have one vote and proxy voting shall not be allowed.

C. General Duties. The general duties of the SWAC shall be to:

- (1) Advise the BOCC on all aspects of solid waste management planning.
- (2) Assist the BOCC in the development of programs and policies concerning solid waste handling and disposal.
- (3) Review and comment on proposed rules, policies, or ordinances prior to their adoption.

D. Other Roles and Responsibilities. All other rules and regulations governing the SWAC are set forth in the adopted By-Laws of the SWAC as approved by the Board of County Commissioners.

3. SOLID WASTE MANAGEMENT

Lewis County is hereby designated as the exclusive agent for the Participating Governments for the administration of the Plan Update within Lewis County and subject to the provisions of this agreement, shall have full authority to implement solid waste management programs and services for all Participating Governments and the residents within the boundaries of said Participating Governments, excluding the manner of collection and transfer of solid waste within the corporate limits of those cities and towns which are Participating Governments. Such management shall be conducted in compliance with all state and federal laws and regulations. Included with such management shall be the carrying of public liability insurance with limits in accordance with standard practice at any such time.

4. FINANCING, FUNDS AND BUDGET

A. The costs of acquisition, construction, maintenance, operation and management of joint solid waste facilities shall be paid for by user charges. Such costs may be paid for by grants, gifts, loans and other lawful funding sources. Such costs shall include all direct costs and expenses of acquisition, construction, maintenance and operation of solid waste facilities including the cost of liability insurance premiums or such insurance reserves as may be necessary under a self-insurance plan and all direct costs and expenses of administration of the Plan Update and shall also include the overhead administrative expenses of the County allocable to solid waste management.

B. The County shall establish a Solid Waste Management Fund as a special fund within the County budget. All revenues and expenses in connection with the Solid Waste Management Program subject to this Agreement shall be budgeted and accounted for through this fund. Receipts deposited in the Solid Waste Management Fund shall be used only for solid waste management purposes pursuant to this Agreement including debt service or warrant interest unless otherwise required by law, grant, regulation or separate contract.

Should it become necessary in the opinion of the BOCC that a change in user charges be made outside of the normal budget cycle, the Commissioners shall submit the proposed rate change to the SWAC and the SWAC shall review and render its advice concerning said proposal within thirty (30) days.

Failure of the SWAC to act on the proposals referred to herein within the required time shall be construed as approval of the same.

5. ACCOUNTING AND AUDITS

A. The County shall maintain accounts for the solid waste management program in accordance with the requirements of the Washington State Auditor.

B. Authorized representatives of any party hereto shall have the right to inspect the books of account at any reasonable time.

6. PROPERTY RIGHTS

Title to all property acquired with funds from the Solid Waste Management Fund shall vest in Lewis County. In the event of sale of any surplus property, such funds shall be deposited in the Solid Waste Management Fund unless otherwise required by law, regulation, grant or contract. However, if the Solid Waste Management Fund does not require the revenue generated by the sale of such property, it shall be disbursed to participating jurisdictions by an agreed upon formula to be worked out at time of sale.

7. DISPUTE RESOLUTION

Any disputes arising under the terms of this agreement shall be resolved through negotiation and consensus; provided that should negotiation and consensus fail to resolve the issue, it shall be submitted to a mediation panel consisting of the SWAC membership for resolution. Final authority to resolve disputes shall rest with the Board of County Commissioners subject to court review by writ of certiorari for arbitrary and capricious action; provided that the writ is filed within 30 days of the BOCC decision.

8. ADMISSION OF NEW PARTIES

Additional municipal entities may be added to this Agreement upon such terms and conditions as the Participating Governments and the new party agrees upon in writing.

9. PLAN ADOPTION

The Lewis County Solid Waste and Hazardous Waste Management Plan and any subsequent plan updates shall be deemed to have been adopted when the plan(s) have been approved by governing bodies (county commission, city/town councils) representing 75% of the population (as set forth by the Washington State Office of Financial Management) of Lewis County.

10. AMENDMENTS

This document may be amended at any time following the recommendation of the Solid Waste Advisory Committee and approval by governing bodies (county commission, city/town councils) representing 75% of the population (as set forth by the Washington State office of Financial Management) of Lewis County.

11. TERM

Commencing on the date this Agreement is last executed, it shall continue for a term of six (6) years.

Any party hereto may withdraw and terminate its rights and obligations under this Agreement if it is their intention to establish their own Plan Update, satisfying all requirements to do so under the applicable laws of the State of Washington. In such cases, twelve (12) months' notice of intent to withdraw shall be given to all parties hereto.

12. EFFECTIVE DATE

This Agreement shall be effective upon its execution by the Board of Lewis County Commissioners after execution by all other Participating Governments.

EXHIBIT A

DATED this 26 day of March, 2007.

ATTEST:

Kerre Mami
Clerk of the Board

BOARD OF COUNTY COMMISSIONERS
LEWIS COUNTY WASHINGTON
Richard A. Kaba
Chairman

APPROVED AS TO FORM:

L. MICHAEL GOLDEN
Prosecuting Attorney


[Signature]
Civil Deputy

[Signature]
Member


[Signature]
Member

DATED this 13 day of February, 2007.

CITY OF CENTRALIA


City Manager

Attest:



City Clerk

Approved as to form:



City Attorney

DATED this 12th day of February, 2007.


CITY OF CHEHALIS


City Manager

Attest:


City Clerk

Approved as to form:


City Attorney

DATED this 11 day of Dec, 2006.

CITY OF MORTON

R. Warshaw
Mayor

Attest:


Sherry Claycamp
City Clerk

Approved as to form:

William C. Boel
City Attorney


DATED this 11th day of January, 2006.

CITY OF MOSSYROCK




Mayor

Attest:



City Clerk

Approved as to form:



City Attorney

DATED this 7 day of January, 2007.

CITY OF NAPA VINE

Robert C. McNelly
Mayor

Attest:


Jessie Hasler
City Clerk

Approved as to form:


City Attorney

DATED this 2nd day of JANUARY, 2008^{7th}

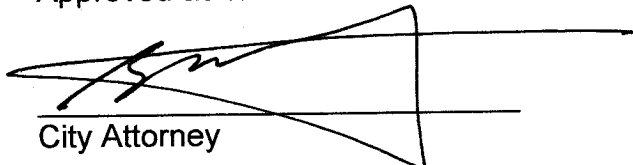
TOWN OF PE ELL


Mayor

Attest:


City Clerk

Approved as to form:


City Attorney


DATED this 4th day of DECEMBER, 2006.

CITY OF TOLEDO



Mayor

Attest:



City Clerk

Approved as to form:

City Attorney

DATED this 24th day of December, 2006.

CITY OF VADER

Guy Chaslain
Mayor

Attest:

Tilly M. Crawford
City Clerk

Approved as to form:


Kenneth J. Yammund
City Attorney 26287

DATED this 8th day of January, ~~2006~~. 2007


CITY OF WINLOCK


Mayor

Attest:


City Clerk

Approved as to form:


City Attorney

EXECUTIVE SUMMARY

Resolution approving intergovernmental agreement between Lewis County and the cities of Lewis County for updating of Lewis County Comprehensive Solid Waste Management Plan

Report Date: March 12, 2007

Prepared by: Pat Campbell, Solid Waste Manager

ACTION:

This resolution formally designates the roles and responsibilities of the County and the cities within the county with respect to solid waste management programs, designating the County as the lead agency for the development of the Solid Waste Management Plan.

ANALYSIS:

Solid Waste Utility staff, together with the Solid Waste Advisory Committee (SWAC), has begun the process of updating the Solid Waste Management Plan. Presentations were made to each of the nine participating jurisdictions during the months of November 2006 to February 2007 concerning the proposed intergovernmental agreement. This agreement, required by RCW 70.95.080(2), is virtually identical to agreements for the past plan and plan update, signed in 1991 and 1997 respectively. Only minor changes, reflecting a change in the SWAC by-laws concerning membership, have been included. Approvals have now been received from each of the cities.

RECOMMENDATION:

Approval of the resolution.

Attachments:

- Agenda Item Summary
- Resolution approving the proposed action
- Intergovernmental agreement

BOCC AGENDA ITEM SUMMARY

(revised 5-17-01)

AGENDA ITEM #: _____ RESOLUTION #: 07-097 BOCC MEETING DATE: 3/26/07

SUGGESTED WORDING FOR AGENDA ITEM: Notice Consent Discussion Hearing

Approving Intergovernmental agreement between Lewis County and cities of Lewis County for updating Lewis County Comprehensive Solid Waste Management Plan and authorizing signatures thereon

BRIEF REASON FOR BOCC ACTION:

This interlocal agreement designates Lewis County as the lead agency in the development of the Solid Waste Management Plan update; all municipalities within the county have approved this agreement.

SUBMITTED BY: Pat Campbell PHONE: X1403 DATE SUBMITTED: 3/12/07

CONTACT PERSON WHO WILL ATTEND BOCC MEETING: Pat Campbell, Solid Waste Manager

TYPE OF ACTION NEEDED:

- Approve Resolution
- Approve Ordinance (Traffic or other)
- Execute Contract / Agreement
- Other (please describe): _____
- Call for Bids / Proposals
- Bid Opening
- Notice for Public Hearing *(see Publication Requirements)

*PUBLICATION REQUIREMENTS: Resolution e-mailed to Clerk Not applicable

Hearing Date: _____ (Must be at least 10 days after first publication date)

Publish Date(s): _____ (2 weeks for routine budget, property disposal / auction or vacations)

Publication(s): EAST COUNTY JOURNAL CHRONICLE OTHER: _____ (3 weeks for property lease)

ALL AGENDA ITEMS:

Department Director / Head: _____
Chief Administrative Officer: @ 3/12/07
Prosecuting Attorney: [Signature]

EMPLOYEE ITEMS: (relating to employment, salary, position, reclassification, union, etc.)
Human Resource Coordinator: _____

APPROVALS MUST BE OBTAINED BEFORE SUBMITTING ITEM TO BOCC CLERK

BANKING OR REVENUE ITEMS:
Treasurer: _____

BUDGET AND PAYROLL ITEMS:
Chief Accountant: _____
Fund: _____
Department: _____
Total Amount: \$ _____

CLERK'S DISTRIBUTION OF SIGNED DOCUMENTS:

| | | | |
|--------------------|---------------------------|--------------------|-------|
| Send cover letter: | <u>No</u> | Additional copies: | _____ |
| (city/state/zip) | _____ | Pat Campbell | _____ |
| File originals: | <u>BOCC mtg folder</u> | _____ | _____ |
| File copy: | <u>hearing/bid folder</u> | _____ | _____ |
| File copy: | <u>working file</u> | _____ | _____ |

APPENDIX B
Adoption Ordinances

**BEFORE THE BOARD OF COUNTY COMMISSIONERS
LEWIS COUNTY, WASHINGTON**

**APPROVE RESOLUTION ADOPTING)
LEWIS COUNTY SOLID AND HAZARDOUS) RESOLUTION NO. 08- 305
WASTE MANAGEMENT PLAN,)
OCTOBER 2008)**

WHEREAS, the Lewis County Solid Waste Advisory Committee has completed work on the draft Lewis County Solid Waste and Hazardous Waste Management Plan update; and

WHEREAS, the draft plan was reviewed by local governments and the Washington State Department of Ecology with changes made to the draft plan as a result of that review; and,

WHEREAS, the announced public hearing was held Oct. 20, 2008, in Chehalis, Washington, to accept public comment on the draft plan; and

WHEREAS, a final plan has been published incorporating appropriate comment, suggestion, and modification; and

WHEREAS, all cities and towns in Lewis County (Centralia, Chehalis, Morton, Winlock, Napavine, Toledo, Mossyrock, Vader, and Pe Ell) have adopted the final plan; **NOW THEREFORE**

BE IT RESOLVED that the Board of County Commissioners hereby approves and adopts the Lewis County Solid and Hazardous Waste Management Plan dated October, 2008; and


BE IT FURTHER RESOLVED that the Director of Public Works is instructed to forward a copy of the approved plan to the Department of Ecology for final review and approval.

DONE IN OPEN SESSION this 20th day of October, 2008.

APPROVED AS TO FORM:
L. Michael Golden, Prosecuting Attorney


BOARD OF COUNTY COMMISSIONERS
LEWIS COUNTY, WASHINGTON



By: Civil Deputy



Ron Averill, Chairman

ATTEST:


Karri Muir, Clerk of the Board


F. Lee Grose, Member


Richard Graham, Member



RESOLUTION NO. 2008-24

**A RESOLUTION OF THE CITY OF VADER,
WASHINGTON, ADOPTING THE LEWIS COUNTY
SOLID AND HAZARDOUS WASTE MANAGEMENT
PLAN UPDATE.**

WHEREAS, the City of Vader has previously entered into an agreement with Lewis County for the preparation and adoption of a solid waste and hazardous waste management plan, commencing March 26, 2007 and continuing for six years: and

WHEREAS, pursuant to that agreement representatives of the City of Vader have worked with the Lewis County Solid Waste Advisory Committee (SWAC) in the preparation and review of a draft solid waste and hazardous waste management plan update; and

WHEREAS, pursuant to that agreement, a draft plan was substantially completed by June 30, 2008: and

WHEREAS, all cities and towns in Lewis County have had a chance to review and provide written input to the draft solid waste and hazardous waste management plan update; and


WHEREAS, final adoption of the 2008 Lewis County Solid and Hazardous Waste Management Plan Update by the Board of Lewis County Commissioners is contingent upon adoption by the participating cities and towns of Lewis County: and

WHEREAS, final approval of the Solid Waste Management portion of the 2008 Lewis County Solid and Hazardous Waste Management Plan Update by the Washington State Department of Ecology is contingent upon adoption by the Board of Lewis County Commissioners and the participating cities and towns of Lewis County; and

WHEREAS, it appears to be in the best public interest to adopt the 2008 Lewis County Solid Waste and Hazardous Waste Management Plan Update;


NOW, THEREFORE BE IT RESOLVED that the City of Vader hereby adopts the Lewis County Solid Waste/Moderate Risk Waste Management Plan dated August 2008.

PASSED by the City of Vader this 7th day of October, 2008.



Mayor

ATTEST:



Clerk/Treasurer

RESOLUTION NO. 2496

**A RESOLUTION OF THE CITY OF CENTRALIA, WASHINGTON
ADOPTING THE LEWIS COUNTY SOLID AND HAZARDOUS WASTE
MANAGEMENT PLAN UPDATE DATED AUGUST 2008.**

WHEREAS, the City of Centralia has previously entered into an agreement with Lewis County for the preparation and adoption of a solid waste and hazardous waste management plan, commencing March 26, 2007 and continuing for six years; and

WHEREAS, pursuant to that agreement, representatives of the City of Centralia have worked with Lewis County Solid Waste Advisory Committee (SWAC) in the preparation and review of a draft solid waste and hazardous waste management plan update; and

WHEREAS, pursuant to that agreement, a draft plan was substantially completed by June 30, 2008; and

WHEREAS, all cities and towns in Lewis County have had a chance to review and provide written input to the draft solid waste and hazardous waste management plan update; and

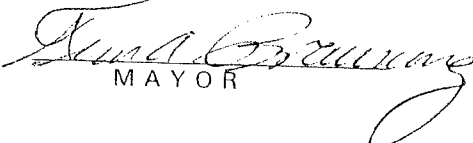
WHEREAS, final adoption of the 2008 Lewis County Solid and Hazardous Waste Management Plan Update by the Board of Lewis County Commissioners is contingent upon adoption by participating cities and towns of Lewis County; and

WHEREAS, final approval of the solid waste management portion of the 2008 Lewis County Solid and Hazardous Waste Management Plan Update by the Washington State Department of Ecology is contingent upon adoption by the Board of Lewis County Commissioners and the participating cities and towns of Lewis County; and


WHEREAS, it appears to be in the best interest to adopt the 2008 Lewis County Solid and Hazardous Waste Management Plan Update, NOW, THEREFORE,

The City of Centralia hereby adopts the 2008 Lewis County Solid and Hazardous Waste Management Plan dated August 2008.


Adopted by the City Council of the City of Centralia, Washington and approved by its Mayor at a regularly scheduled open meeting thereof this 14 day of October, 2008.


MAYOR

ATTEST:


City Clerk

APPROVED AS TO FORM:


City Attorney

RESOLUTION NO. 2008-06

**A RESOLUTION OF THE CITY OF WINLOCK, WASHINGTON,
ADOPTING THE LEWIS COUNTY SOLID AND HAZARDOUS
WASTE MANAGEMENT PLAN UPDATE DATED AUGUST 2008.**

WHEREAS, the City of Winlock has previously entered into an agreement with Lewis County for the preparation and adoption of a Solid Waste and Hazardous Waste Management Plan, commencing March 26, 2007 and continuing for six years; and

WHEREAS, pursuant to that agreement, representatives of the City of Winlock have worked with the Lewis County Solid Waste Advisory Committee (SWAC) in the preparation and review of a Draft Solid Waste and Hazardous Waste Management Plan Update; and

WHEREAS, pursuant to that agreement, a draft plan was substantially completed by June 30, 2008; and

WHEREAS, all cities and towns in Lewis County have had a chance to review and provide written input to the Draft Solid Waste and Hazardous Waste Management Plan Update; and


WHEREAS, final adoption of the 2008 Lewis County Solid and Hazardous Waste Management Plan Update by the Board of Lewis County Commissioners is contingent upon adoption by the participating cities and towns of Lewis County; and

WHEREAS, final approval of the solid waste management portion of the 2008 Lewis County Solid and Hazardous Waste Management Plan Update by the Washington State Department of Ecology is contingent upon adoption by the Board of Lewis county Commissioners and the participating cities and towns of Lewis County; and

WHEREAS, it appears to be in the best interest to adopt the 2008 Lewis County Solid and Hazardous Waste Management Plan Update; now, therefore,


THE CITY OF WINLOCK HEREBY ADOPTS THE 2008 LEWIS COUNTY SOLID AND HAZARDOUS WASTE MANAGEMENT PLAN DATED AUGUST 2008.

ADOPTED by the City Council of the City of Winlock, Washington, and **APPROVED** by its Mayor, at a regularly scheduled open public meeting thereof this 22nd day of September, 2008.




Mayor

Attest:



City Clerk/Treasurer

Approved as to form:



City Attorney, WSBA #12059

RESOLUTION 202A

**A RESOLUTION OF THE CITY OF TOLEDO ADOPTING THE LEWIS COUNTY
SOLID AND HAZARDOUS WASTE MANAGEMENT PLAN UPDATE DATED
AUGUST 2008**

WHEREAS, the City of Toledo has previously entered into an agreement with Lewis County for the preparation and adoption of a solid waste and hazardous waste management plan, commencing March 26, 2007 and continuing for six years; and

WHEREAS, pursuant to that agreement, representatives of the City of Toledo have worked with Lewis County Solid Waste Advisory Committee (SWAC) in the preparation and review of a draft solid waste and hazardous waste management plan update; and

WHEREAS, pursuant to that agreement, a draft plan was substantially completed by June 30, 2008; and

WHEREAS, all cities and towns in Lewis County have had a chance review and provide written input to the draft solid waste and hazardous waste management plan update; and


WHEREAS, final adoption of the 2008 Lewis County Solid and Hazardous Waste Management Plan Update by the Board of Lewis County Commissioners is contingent upon adoption by the participating cities and towns of Lewis County; and

WHEREAS, final approval of the solid waste management portion of the 2008 Lewis County Solid and Hazardous Waste Management Plan Update by the Washington State Department of Ecology is contingent upon adoption by the Board of Lewis County Commissioners and the participating cities and towns of Lewis County; and

WHEREAS, it appears to be in the best interest to adopt the 2008 Lewis County Solid and Hazardous Waste Management Plan Update; now therefore,

The City of Toledo hereby adopts the 2008 Lewis County Solid and Hazardous Waste Management Plan dated August 2008.

Adopted by the City Council of the City of Toledo, Washington and **APPROVED** by its Mayor, at a regularly scheduled open public meeting this 6th day of October, 2008.


Jerry Pratt - Mayor

Attest:



Michelle Whitten - City Manager

Approved as to form:


William Boehm - City Attorney


Steve McNew - Position No. 1


Carol Turner - Position No. 2


Carol Hill - Position No. 3


Jim Williams - Position No. 4


Bert Morey - Position No. 5

Resolution No. 10-04-8

A RESOLUTION OF THE CITY OF NAPAIVINE ADOPTING THE LEWIS COUNTY SOLID AND HAZARDOUS WASTE MANAGEMENT PLAN UPDATE DATED AUGUST 2008

WHEREAS, the City of Napavine has previously entered into an agreement with Lewis County for the preparation and adoption of a solid waste and hazardous waste management plan, commencing March 26, 2007 and continuing for six years; and

WHEREAS, pursuant to that agreement, representatives of the City of Napavine have worked with the Lewis County Solid Waste Advisory Committee (SWAC) in the preparation and review of a draft solid waste and hazardous waste management plan update; and

WHEREAS, pursuant to that agreement, a draft plan was substantially completed by June 30, 2008; and

WHEREAS, all cities and towns in Lewis County have had a chance to review and provide written input to the draft solid waste and hazardous waste management plan update; and


WHEREAS, final adoption of the 2008 Lewis County Solid and Hazardous Waste Management Plan Update by the Board of Lewis County Commissioners is contingent upon adoption by the participating cities and towns of Lewis County; and

WHEREAS, final approval of the solid waste management portion of the 2008 Lewis County Solid and Hazardous Waste Management Plan Update by the Washington State Department of Ecology is contingent upon adoption by the Board of Lewis County Commissioners and the participating cities and towns of Lewis County; and

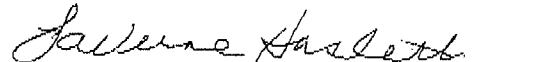
WHEREAS, it appears to be in the best interest to adopt the 2008 Lewis County Solid and Hazardous Waste Management Plan Update; now, therefore,

The City of Napavine hereby adopts the 2008 Lewis County Solid and Hazardous Waste Management Plan dated August 2008.

Adopted by the City Council of the city of Napavine, Washington, and **APPROVED** by its Mayor, at a regularly scheduled open public meeting thereof this 15 day of Oct., 2008.


Mayor

Attest:


City Clerk

Approved as to form and content:

City Attorney

Resolution No. 2008-6

A RESOLUTION OF THE CITY OF MOSSYROCK ADOPTING THE LEWIS COUNTY SOLID AND HAZARDOUS WASTE MANAGEMENT PLAN UPDATE DATED AUGUST 2008

WHEREAS, the City of Mossyrock has previously entered into an agreement with Lewis County for the preparation and adoption of a solid waste and hazardous waste management plan, commencing March 26, 2007 and continuing for six years; and

WHEREAS, pursuant to that agreement, representatives of the City of Mossyrock have worked with the Lewis County Solid Waste Advisory Committee (SWAC) in the preparation and review of a draft solid waste and hazardous waste management plan update; and

WHEREAS, pursuant to that agreement, a draft plan was substantially completed by June 30, 2008; and

WHEREAS, all cities and towns in Lewis County have had a chance to review and provide written input to the draft solid waste and hazardous waste management plan update; and

WHEREAS, final adoption of the 2008 Lewis County Solid and Hazardous Waste Management Plan Update by the Board of Lewis County Commissioners is contingent upon adoption by the participating cities and towns of Lewis County; and

WHEREAS, final approval of the solid waste management portion of the 2008 Lewis County Solid and Hazardous Waste Management Plan Update by the Washington State Department of Ecology is contingent upon adoption by the Board of Lewis County Commissioners and the participating cities and towns of Lewis County; and


WHEREAS, it appears to be in the best interest to adopt the 2008 Lewis County Solid and Hazardous Waste Management Plan Update; now, therefore,

The City of Mossyrock hereby adopts the 2008 Lewis County Solid and Hazardous Waste Management Plan dated August 2008.

Adopted by the City Council of the city of Mossyrock, Washington, and **APPROVED** by its Mayor, at a regularly scheduled open public meeting thereof this 9th day of October, 2008.


Mayor

Attest:


City Clerk

Approved as to form and content:


City Attorney

Resolution No. 11-2008

A RESOLUTION OF THE CITY OF CHEHALIS ADOPTING THE DRAFT LEWIS COUNTY SOLID AND HAZARDOUS WASTE MANAGEMENT PLAN UPDATE DATED AUGUST 2008

WHEREAS, the City of Chehalis has previously entered into an agreement with Lewis County for the preparation and adoption of a solid waste and hazardous waste management plan, commencing March 26, 2007 and continuing for six years; and

WHEREAS, pursuant to that agreement, representatives of the City of Chehalis have worked with the Lewis County Solid Waste Advisory Committee (SWAC) in the preparation and review of a draft solid waste and hazardous waste management plan update; and

WHEREAS, pursuant to that agreement, a draft plan was substantially completed by June 30, 2008; and

WHEREAS, all cities and towns in Lewis County have had a chance to review and provide written input to the draft solid waste and hazardous waste management plan update; and

WHEREAS, final adoption of the 2008 Lewis County Solid and Hazardous Waste Management Plan Update by the Board of Lewis County Commissioners is contingent upon adoption by the participating cities and towns of Lewis County; and

WHEREAS, final approval of the solid waste management portion of the 2008 Lewis County Solid and Hazardous Waste Management Plan Update by the Washington State Department of Ecology is contingent upon adoption by the Board of Lewis County Commissioners and the participating cities and towns of Lewis County; and

WHEREAS, it appears to be in the best interest to adopt the 2008 Lewis County Solid and Hazardous Waste Management Plan Update; now, therefore,


The City of Chehalis hereby adopts the draft 2008 Lewis County Solid and Hazardous Waste Management Plan dated August 2008.

Adopted by the City Council of the city of Chehalis, Washington, and **APPROVED** by its Mayor, at a regularly scheduled open public meeting thereof this 13th day of October, 2008.



Mayor

Attest:



City Clerk

Approved as to form and content



City Attorney

Resolution No. 177

A RESOLUTION OF THE TOWN OF PE ELL ADOPTING THE LEWIS COUNTY SOLID AND HAZARDOUS WASTE MANAGEMENT PLAN UPDATE DATED AUGUST 2008

WHEREAS, the Town of Pe Ell has previously entered into an agreement with Lewis County for the preparation and adoption of a solid waste and hazardous waste management plan, commencing March 26, 2007 and continuing for six years; and

WHEREAS, pursuant to that agreement, representatives of the Town of Pe Ell have worked with the Lewis County Solid Waste Advisory Committee (SWAC) in the preparation and review of a draft solid waste and hazardous waste management plan update; and

WHEREAS, pursuant to that agreement, a draft plan was substantially completed by June 30, 2008; and

WHEREAS, all cities and towns in Lewis County have had a chance to review and provide written input to the draft solid waste and hazardous waste management plan update; and

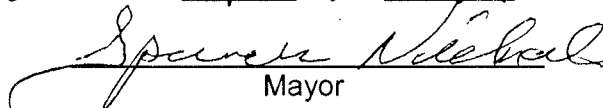
WHEREAS, final adoption of the 2008 Lewis County Solid and Hazardous Waste Management Plan Update by the Board of Lewis County Commissioners is contingent upon adoption by the participating cities and towns of Lewis County; and

WHEREAS, final approval of the solid waste management portion of the 2008 Lewis County Solid and Hazardous Waste Management Plan Update by the Washington State Department of Ecology is contingent upon adoption by the Board of Lewis County Commissioners and the participating cities and towns of Lewis County; and


WHEREAS, it appears to be in the best interest to adopt the 2008 Lewis County Solid and Hazardous Waste Management Plan Update; now, therefore,

The Town of Pe Ell hereby adopts the 2008 Lewis County Solid and Hazardous Waste Management Plan dated August 2008.


Adopted by the Town Council of the town of Pe Ell, Washington, and **APPROVED** by its Mayor, at a regularly scheduled open public meeting thereof this 7th day of October, 2008.


Mayor

Attest:


City Clerk

Approved as to form and content:


City Attorney

Resolution No. 461

A RESOLUTION OF THE CITY OF MORTON ADOPTING THE LEWIS COUNTY SOLID AND HAZARDOUS WASTE MANAGEMENT PLAN UPDATE DATED AUGUST 2008

WHEREAS, the City of Morton has previously entered into an agreement with Lewis County for the preparation and adoption of a solid waste and hazardous waste management plan, commencing March 26, 2007 and continuing for six years; and

WHEREAS, pursuant to that agreement, representatives of the City of Morton have worked with the Lewis County Solid Waste Advisory Committee (SWAC) in the preparation and review of a draft solid waste and hazardous waste management plan update; and

WHEREAS, pursuant to that agreement, a draft plan was substantially completed by June 30, 2008; and

WHEREAS, all cities and towns in Lewis County have had a chance to review and provide written input to the draft solid waste and hazardous waste management plan update; and


WHEREAS, final adoption of the 2008 Lewis County Solid and Hazardous Waste Management Plan Update by the Board of Lewis County Commissioners is contingent upon adoption by the participating cities and towns of Lewis County; and

WHEREAS, final approval of the solid waste management portion of the 2008 Lewis County Solid and Hazardous Waste Management Plan Update by the Washington State Department of Ecology is contingent upon adoption by the Board of Lewis County Commissioners and the participating cities and towns of Lewis County; and

WHEREAS, it appears to be in the best interest to adopt the 2008 Lewis County Solid and Hazardous Waste Management Plan Update; now, therefore,

The City of Morton hereby adopts the 2008 Lewis County Solid and Hazardous Waste Management Plan dated August 2008.

Adopted by the City Council of the city of Morton, Washington, and **APPROVED** by its Mayor, at a regularly scheduled open public meeting thereof this 22nd day of Sept., 2008.


Mayor

Attest:

City Clerk

Approved as to form and content:

City Attorney

APPENDIX C
SEPA Environmental Checklist

**LEWIS COUNTY – STATE ENVIRONMENTAL POLICY ACT
DETERMINATION OF NONSIGNIFICANCE**

DETERMINATION OF NON-SIGNIFICANCE

LEAD AGENCY: Lewis County--Community Development Department

PROPONENT: Melanie Case
Lewis County Department of Public Works
Solid Waste Utility
1411 S. Tower Ave.
Centralia, WA 98531

DESCRIPTION OF PROPOSAL: Lewis County Solid Waste is updating its Solid and Hazardous Waste Management Plan (SHWMP) as required by law. The SHWMP is a 5-year Plan for managing solid water and moderate risk waste (MRW) in the unincorporated and incorporated areas of Lewis County. The SHWMP discusses all aspects of solid waste management within the County and incorporated areas, including waste reduction, recycling, composting, collection, transfer, export, waste disposal, and regulation and administration, as well as MRW management.

LOCATION OF PROPOSAL: This is non-project SEPA review. The activities proposed by this SHWMP will generally take place throughout Lewis County, with some emphasis on the locations of the existing transfer stations.

S/T/R: N/A

TAX PARCEL NUMBERS: N/A


THRESHOLD DETERMINATION: Lewis County, acting as the SEPA lead agency for this proposal, has determined that it WILL NOT have a probable significant adverse impact on the environment. An environmental impact statement (EIS) is not required under RCW 43.21C.030(2)(c). This decision was made after review of a completed environmental checklist and other information on file with the lead agency. This information is open to the public on request at the Lewis County Community Development Department, 2025 NE Kresky Ave, Chehalis, WA during normal business hours.

There is no comment period for this DNS.

Responsible Official: Kernien Lien, Senior Planner
Lewis County Community Development
2025 NE Kresky Ave
Chehalis, Washington 98532-2626


Contact Person: Kernien Lien, Senior Planner
Lewis County Community Development
2025 NE Kresky Ave
Chehalis, Washington 98532-2626

Date of Issue: July 14, 2008


Kernien Lien, Senior Planner

There is no comment period for this DNS.

This SEPA determination may be appealed to the Lewis County Hearings Examiner anytime from *July 15, 2008 through July 30, 2008*. Appellants should be prepared to make specific factual objections. Details regarding the appeal process may be obtained from the Responsible Official.



Community Development Department

Divisions:
Administration
Building & Fire Safety
Permit Center
Planning

2025 N.E. Kresky Avenue • Chehalis, WA 98532 • (360) 740-1146 • Fax: (360) 740-1245 • TDD: (360) 740-1480 • www.co.lewis.wa.us

July 14, 2008

Melanie Case
Lewis County Department of Public Works
Solid Waste Utility
1411 S. Tower Ave.
Centralia, WA 98531

RE: Lewis County Solid and Hazardous Waste Management Plan SEPA Review,
SEP08-0028

Dear Ms. Case:

I have reviewed the SEPA checklist for the Lewis County Solid and Hazardous Waste Management Plan and find that for the purpose of continued processing the application is complete. Your SEPA Checklist was reviewed, and the County has issued a Determination of Non-significance. There will be a two-week appeal period associated with the application. If there are no appeals to the environmental determination, the SEPA process should be completed on July 31, 2008.


If you have questions regarding the SEPA process or your proposed project, please feel free to contact me at 360-740-1487.

Sincerely,

Kernan Lien
Senior Planner
Lewis County Community Development

cc: applicant file

Community Development Department



Lewis County

2025 N.E. Kresky Avenue • Chehalis, WA 98532 • (360) 740-1146 • Fax: (360) 740-1245 • TDD: (360) 740-1480 • www.co.lewis.wa.us

Divisions:

Administration
Building & Fire Safety
Permit Center
Planning

July 31, 2008

Melanie Case
Lewis County Dept. of Public Works
Solid Waste Utility
1411 S. Tower Avenue
Centralia, WA 98531

Dear Ms. Case:

I am pleased to announce that the State Environmental Policy Act process for your Solid and Hazardous Waste Management Plan update is now complete.

Please contact me at (360) 740-1490 if you have any additional questions.

Sincerely,

A handwritten signature in black ink, appearing to read "Andre Stone". The signature is fluid and cursive, with a large initial "A" and "S".

Andre Stone
Associate Planner

Enclosure: DNS

Community Development Department



Lewis County

2025 N.E. Kresky Avenue • Chehalis, WA 98532 • (360) 740-1146 • Fax: (360) 740-1245 • TDD: (360) 740-1480 • www.co.lewis.wa.us

Divisions:

Administration
Building & Fire Safety
Permit Center
Planning

October 15, 2008

Lewis County Public Works
Solid Waste Utility Division
Attn: Melanie Case
PO Box 180
Centralia, WA 98531

Dear Ms. Case:

Thank you for submitting your list of changes to the Solid and Hazardous Waste Management Plan. Following review of the document provided, I have determined that no SEPA addendum will be required because the changes to the Plan are not deemed to be substantial.

Please call me at (360) 740-1490 if you have any questions.

Sincerely,

A handwritten signature in black ink, appearing to read "Andre Stone".

Andre Stone
Planner

NOTICE OF PUBLIC HEARING
Before the
LEWIS COUNTY BOARD OF COUNTY COMMISSIONERS

NOTICE IS HEREBY GIVEN that the BOARD OF COUNTY COMMISSIONERS of Lewis County will hold a public hearing on October 20, 2008 for the purpose of receiving public testimony on the Lewis County Solid and Hazardous Waste Management Plan.

The hearing will be held on or after 10:00 A.M. on Monday, October 20, 2008, in the Commissioners' Hearing Room, on the second floor of the Lewis County Courthouse, 351 NW North St, Chehalis, WA.

Complete copies of the public review packet are available on line at www.co.lewis.wa.us. Copies are also available at the Lewis County Solid Waste Utility (Central Transfer Station), 1411 South Tower, Centralia, WA; at the local Timberline libraries in Centralia, Chehalis, Salkum, Winlock, Randle, and Packwood; and at the local Senior Centers in Chehalis, Morton, Toledo, Packwood, and Winlock.

We will accept written comments until 5:00 P.M. on September 26, 2008.

For questions concerning the above, please contact:
Lewis County Solid Waste Utility
P.O. Box 180
Centralia, WA 98531
Phone: (360) 740-1451 or 1-800-749-5980
FAX: (360) 330-7805

*This meeting site is barrier free.
People needing special assistance or accommodations should contact the Public Works Department 72 hours
in advance of the meeting.
Phone: (360) 740-1123*

PUBLISH: East County Journal, no later than August 27, and September 3, 2008.

APPENDIX C

SEPA ENVIRONMENTAL CHECKLIST

INTRODUCTION

This appendix contains the environmental checklist as required by the State Environmental Policy Act (SEPA). SEPA, chapter 43.21C RCW, requires all governmental agencies to consider the environmental impacts of a proposal before making decisions. The purpose of this checklist is to provide information to help identify environmental impacts from the activities proposed by this Solid and Hazardous Waste Management Plan (SHWMP).

Much of this checklist addresses only the general concerns related to the SHWMP, but specific actions proposed by this SHWMP are addressed when enough information is available to make an evaluation. When enough information is not available, evaluations of some actions may be deferred to a separate environmental review. For example, if the associated feasibility study findings are favorable, the development of an additional transfer station in Lewis County would be covered under a separate SEPA process, when more implementation details are developed for it.

ENVIRONMENTAL CHECKLIST

A. BACKGROUND

1. Name of proposed project, if applicable:

Lewis County Solid and Hazardous Waste Management Plan (SHWMP).

A. Address or general location of site:

Not applicable. The SHWMP encompasses the entire County.

2. Name of applicant:

Lewis County Solid Waste Utility

3. Address and phone number of applicant and contact person:

Project Manager:

Melanie Case
Lewis County Department of Public Works
Solid Waste Utility
1411 S. Tower Avenue
Centralia, Washington 98531
(360) 740-1451

Consultant:

Jenny Bailey
Parametrix, Inc.
Bellevue, Washington
(425) 458-6351

4. Date checklist prepared:

February 29, 2008

5. Agency requesting checklist:

Lewis County Public Works Department, Solid Waste Utility, as required by Washington State Department of Ecology (Ecology) and state law for solid waste management plans.

6. Proposed timing or schedule (including phasing, if applicable):

While the plan considers a 20-year planning horizon, detailed program development and implementation covers a 6-year planning period (2009-2014).

7. Do you have any plans for future additions, expansion, or further activity related to or connected with this proposal? If yes, explain.

Yes. State law requires Lewis County to update its solid waste management plans every 5 years; thus, solid waste planning efforts are an ongoing process. In addition, a few of the recommendations in this SHWMP either extend beyond the immediate 5-year period or require further development to facilitate evaluation, but separate environmental review processes would be conducted for these activities if necessary when plans for these activities are refined.

8. List any environmental information you know about that has been prepared, or will be prepared, directly related to this proposal.

Lewis County operates two transfer stations, a moderate risk waste (MRW) collection facility, and four rural drop boxes, all of which are operated in accordance with permits that protect the environment as a condition for operation. The Lewis County Central Transfer Station (CTS) was issued a Mitigated Determination of Nonsignificance on February 23, 1993. In addition, the CTS's Plan of Operation (1999), Section 2.2, addresses "Environmental Considerations" in detail. The site is permitted by the Lewis County Health Department.

The Lewis County MRW collection facility ("Hazo-Hut") is located at the CTS. It was issued a Mitigated Determination of Nonsignificance on April 17, 1995. In addition, this facility was subject to extensive study prior to its construction, as contained in the "Report, Geotechnical Engineering Services, Proposed Moderate Risk Waste Facility, Centralia, Washington," May 1, 1996, prepared by GeoEngineers, Inc. The site is permitted by the Lewis County Health Department.

The East Lewis County Transfer Station (ELCTS) and the four rural drop boxes operate in accordance with permits issued by the Lewis County Health Department, and are routinely inspected to confirm compliance.

All of the above facilities are operating in accordance with applicable state and local regulations.

9. Do you know whether applications are pending for governmental approvals of other proposals directly affecting the property covered by your proposal? If yes, explain.

No.

10. List any government approvals or permits that will be needed for your proposal, if known.

The cities of Centralia, Chehalis, Morton, Napavine, and Vader operate their own solid waste collection services within their jurisdictions, as authorized by RCW 35.21.152. Each of these local jurisdictions, as well as Lewis County, will adopt the SHWMP. The Washington State Department of Ecology will also review and approve the SHWMP.

- 11. Give brief, complete description of your proposal, including the proposed uses and the size of the project and site. There are several questions later in this checklist that ask you to describe certain aspects of your proposal. You do not need to repeat those answers on this page. (Lead agencies may modify this form to include additional specific information on project description.)**

The SHWMP is a 5-year plan for managing solid waste and MRW in the unincorporated and incorporated areas of Lewis County, including the cities of Centralia, Chehalis, Morton, Mossyrock, Napavine, Pe Ell, Toledo, Vader, and Winlock.

This SHWMP discusses all aspects of solid waste management within the County and incorporated areas, including waste reduction, recycling, composting, collection, transfer, export, waste disposal, and regulation and administration, as well as MRW management. Lewis County has programs already in place for all of these elements. Thus, while specific recommendations are made for refining the management of most of these elements; in most cases, these recommendations represent program or policy refinements that have no significant environmental impacts.

- 12. Location of the proposal. Give sufficient information for a person to understand the precise location of your proposed project, including a street address, if any, and section, township, and range, if known. If a proposal would occur over a range of area, provide the range or boundaries of the site(s). Provide a legal description, site plan, vicinity map, and topographic map, if reasonably available. While you should submit any plans required by the agency, you are not required to duplicate maps or detailed plans submitted with any permit applications related to this checklist.**

The activities proposed by this SHWMP will generally take place throughout Lewis County, with perhaps some emphasis on the locations of the existing transfer stations. Otherwise, there are no specific properties addressed for use in the SHWMP. Some recommendations, such as adding more remote glass recycling collection receptacles, may have some affects on the immediate vicinity; however, the locations are not specifically identified in this plan. Thus, the potential impacts are more generally described.

B. ENVIRONMENTAL ELEMENTS

1. Earth

- a. General description of the site (circle one): Flat, rolling, hilly, steep slopes, mountainous, other _____**

Lewis County is located in Western Washington approximately halfway between Seattle, Washington and Portland, Oregon. The County's 2,449-square-mile area contains various topographic features from mountainous cascade areas in the east to rolling farmland in the west.

The CTS is located in Centralia at 1411 S. Tower Avenue. The ELCTS is located in Morton at 6745 U.S. Hwy. 12. Both sites are generally flat.

- b. What is the steepest slope on the site (approximate percent slope)?**

Not applicable.

- c. **What general types of soils are found on the site (for example, clay, sand, gravel, peat, muck)? If you know the classification of agricultural soils, specify them and note any prime farmland.**

Not applicable.

- d. **Are there surface indications or history of unstable soils in the immediate vicinity? If so, describe.**

Not applicable.

- e. **Describe the purpose, type, and approximate quantities of any filling or grading proposed. Indicate source of fill.**

Not applicable.

- f. **Could erosion occur as a result of clearing, construction, or use? If so, generally describe.**

Not applicable.

- g. **About what percent of the site will be covered with impervious surfaces after project construction (for example, asphalt or buildings)?**

Not applicable.

- h. **Proposed measures to reduce or control erosion, or other impacts to the earth, if any:**

Not applicable.

2. **Air**

- a. **What types of emissions to the air would result from the proposal (i.e., dust, automobile, odors, industrial wood smoke) during construction and when the project is completed? If any, generally describe and give approximate quantities if known.**

Solid waste operations have the potential to emit exhaust from collection trucks and self-haul vehicles, and dust and odors from transfer operations. Recommendations in the SHWMP to improve convenience to customers would only have minor effects, if any, on vehicle emissions (e.g., customers may travel less but haulers more). Dust and odor at the transfer stations are already controlled through facility design and as a condition of each facility's operating permit.

- b. **Are there any off-site sources of emissions or odor that may affect your proposal? If so, generally describe.**

Not applicable.

- c. **Proposed measures to reduce or control emissions or other impacts to air, if any:**

Not applicable.

3. Water

a. Surface:

- 1. Is there any surface water body on or in the immediate vicinity of the site (including year-round and seasonal streams, saltwater, lakes, ponds, wetlands)? If yes, describe type and provide names. If appropriate, state what stream or river it flows into.**

Not applicable.

- 2. Will the project require any work over, in or adjacent to (within 200 feet) the described waters? If yes, please describe and attach available plans.**

No.

- 3. Estimate the amount of fill and dredge material that would be placed in or removed from surface water or wetlands and indicate the area of the site that would be affected. Indicate the source of fill material.**

Not applicable.

- 4. Will the proposal require surface water withdrawals or diversions? Give general description, purpose, and approximate quantities if known.**

No.

- 5. Does the proposal lie within a 100-year floodplain? If so, note location on the site plan.**

Not applicable.

- 6. Does the proposal involve any discharges of waste materials to surface waters? If so, describe the type of waste and anticipated volume of discharge.**

No.

b. Ground:

- 1. Will ground water be withdrawn, or will water be discharged to ground water? Give general description, purpose, and approximate quantities if known.**

No.

- 2. Describe waste material that will be discharged into the ground from septic tanks or other sources, if any (for example: Domestic sewage; industrial, containing the following chemicals...; agricultural; etc.). Describe the general size of the system, the number of such systems, the number of houses to be served (if applicable), or the number of animals or humans the system(s) are expected to serve.**

Not applicable.

c. Water Runoff (including storm water):

- 1. Describe the source of runoff (including storm water) and method of collection and disposal, if any (include quantities, if known). Where will this water flow? Will this water flow into other waters? If so, describe.**

Site-specific information concerning solid waste facilities has been reviewed through the SEPA checklists and/or permitting process for these sites; references to this information are contained in item A.8 above.

- 2. Could waste materials enter ground or surface waters? If so, generally describe.**

See above.

d. Proposed measures to reduce or control surface, ground, and runoff water impacts, if any:

Not applicable.

4. Plants

a. Check or circle types of vegetation found on the site:

_____ deciduous tree: alder, maple, aspen, other

_____ evergreen tree: fir, cedar, pine, other

_____ shrubs

_____ grass

_____ pasture

_____ crop or grain

_____ wet soil plants: cattail, buttercup, bullrush, skunk cabbage, other

_____ water plants: water lily, eelgrass, milfoil, other

_____ other types of vegetation

Not applicable.

b. What kind and amount of vegetation will be removed or altered?

None.

c. List threatened or endangered species known to be on or near the site.

Not applicable.

d. Proposed landscaping, use of native plants, or other measures to preserve or enhance vegetation on the site, if any:

Not applicable.

5. Animals

- a. Circle any birds and animals which have been observed on or near the site or are known to be on or near the site:**

Birds: hawk, heron, eagle, songbirds,

other: _____

Mammals: deer, bear, elk, beaver,

other: _____

Fish: bass, salmon, trout, herring, shellfish,

other: _____

Not applicable.

- b. List any threatened or endangered species known to be on or near the site.**

Not applicable.

- c. Is the site part of a migration route? If so, explain.**

Not applicable.

- d. Proposed measures to preserve or enhance wildlife, if any:**

Implementation of the SHWMP may indirectly benefit wildlife by better protecting the environment.

6. Energy and Natural Resources

- a. What kinds of energy (electric, natural gas, oil, wood stove, solar) will be used to meet the completed project's energy needs? Describe whether it will be used for heating, manufacturing, etc.**

Several of the activities recommended in the SHWMP could require small additional amounts of energy to implement (e.g., yard debris collection and potential processing at the CTS). Implementation of some of the recommendations intended to improve convenience for customers may alter travel patterns and thus vehicle miles traveled. However, the net effect will likely be negligible (e.g., customers travel less, but haulers more). Source reduction and recycling efforts could reduce overall energy needs.

- b. Would your project affect the potential use of solar energy by adjacent properties? If so, generally describe.**

No.

- c. What kinds of energy conservation features are included in the plans of this proposal? List other proposed measures to reduce or control energy impacts, if any:**

Not applicable.

7. Environmental Health

- a. **Are there any environmental health hazards, including exposure to toxic chemicals, risk of fire and explosion, spill, or hazardous waste, that could occur as a result of this proposal? If so, describe.**

Solid waste handling facilities could receive unacceptable moderate risk or hazardous wastes. However, the facilities' operating plans already have procedures for managing these situations. None of the recommendations in the SHWMP should increase the risk.

1. Describe special emergency services that might be required.

None of the recommendations in the SHWMP should increase the need for these services. Personnel at all solid waste handling facilities are trained in emergency procedures. Emergency alarm systems are present. In the unlikely event of an emergency, the County fire and emergency services will be available.

2. **Proposed measures to reduce or control environmental health hazards, if any:**

A goal of the SHWMP is to maintain a solid waste and moderate risk waste management system that protects public health and the environment. Thus, many of the ongoing and recommended actions under the Lewis County Solid Waste Utility are measures that reduce and control environmental health hazards.

b. **Noise**

1. **What types of noise exist in the area which may affect your project (for example: traffic, equipment, operation, other)?**

Not applicable.

2. **What types and levels of noise would be created by or associated with the project on a short-term or a long-term basis (for example: traffic, construction, operation, other)? Indicate what hours noise would come from the site.**

If hours of operation at the CTS are expanded, adjacent and surrounding areas could be subjected to noise from additional truck traffic. Conversely, if participation in hauler-provided collection services increases with the commingled recycling program or if more people reduce waste, the amount of self-haul traffic to the CTS could potentially decrease.

If the materials accepted at the transfer stations are expanded and require additional processing (e.g., chipping, crushing), adjacent areas could be subjected to increased noise levels.

3. **Proposed measures to reduce or control noise impacts, if any:**

Equipment at the transfer station will be operated according to permitting requirements and local code requirements.

8. Land and Shoreline Use

a. What is the current use of the site and adjacent properties?

No new site development is proposed under this SHWMP. If a new transfer station is recommended over the next 5 years, a separate environmental review would be undertaken. Locations for remote glass recycling collection receptacles will be selected based in part on current and adjacent land uses.

b. Has the site been used for agriculture? If so, describe.

Not applicable.

c. Describe any structures on the site.

Not applicable.

d. Will any structures be demolished? if so, what?

Not applicable.

e. What is the current zoning classification of the site?

Not applicable.

f. What is the current comprehensive plan designation of the site?

Not applicable.

g. If applicable, what is the current shoreline master program designation of the site?

Not applicable.

h. Has any part of the site been classified as an "environmentally sensitive" area? If so, specify.

Not applicable.

i. Approximately how many people would reside or work in the completed project?

Not applicable (no impacts to employment or population levels are anticipated to be caused by any of the SHWMP's recommendations).

j. Approximately how many people would the completed project displace?

Not applicable.

k. Proposed measures to avoid or reduce displacement impacts, if any:

Not applicable.

l. Proposed measures to ensure the proposal is compatible with existing and project land uses and plans, if any:

Not applicable.

9. Housing

- a. Approximately how many units would be provided, if any? Indicate whether high, middle, or low-income housing.**

Not applicable.

- b. Approximately how many units, if any, would be eliminated? Indicate whether high, middle, or low-income housing.**

Not applicable.

- c. Proposed measures to reduce or control housing impacts, if any:**

Not applicable.

10. Aesthetics

- a. What is the tallest height of any proposed structure(s), not including antennas; what is the principal exterior building material(s) proposed?**

No structures are proposed as part of the plan. The plan recommends studying the feasibility of a new transfer station in southern Lewis County. If determined feasible, detailed information about such a facility would be provided in subsequent environmental review.

- b. What views in the immediate vicinity would be altered or obstructed?**

Not applicable.

- c. Proposed measures to reduce or control aesthetic impacts, if any:**

Not applicable.

11. Light and Glare

- a. What type of light or glare will the proposal produce? What time of day would it mainly occur?**

Not applicable.

- b. Could light or glare from the finished project be a safety hazard or interfere with views?**

Not applicable.

- c. What existing off-site sources of light or glare may affect your proposal?**

Not applicable.

- d. Proposed measures to reduce or control light and glare impacts, if any:**

Not applicable.

12. Recreation

- a. What designated and informal recreational opportunities are in the immediate vicinity?**

Not applicable.

- b. **Would the proposed project displace any existing recreational uses? If so, describe.**

Not applicable.

- c. **Proposed measures to reduce or control impacts on recreation, including recreation opportunities to be provided by the project or applicant, if any:**

Not applicable.

13. Historic and Cultural Preservation

- a. **Are there any places or objects listed on, or proposed for, national, state, or local preservation registers known to be on or next to the site? If so, describe.**

No, none anticipated.

- b. **Generally describe any landmarks or evidence of historic, archaeological, scientific, or cultural importance known to be on or next to the site.**

Not applicable.

- c. **Proposed measures to reduce or control impacts, if any:**

Not applicable.

14. Transportation

- a. **Identify public streets and highways serving the site, and describe proposed access to the existing street system. Show on site plans, if any.**

Not applicable.

- b. **Is site currently served by public transit? If not, what is the approximate distance to the nearest transit stop?**

Not applicable.

- c. **How many parking spaces would the completed project have? How many would the project eliminate?**

Not applicable.

- d. **Will the proposal require any new roads or streets, or improvements to existing roads or streets, not including driveways? If so, generally describe (indicate whether public or private).**

In considering the feasibility for a south transfer station, the effects on the transportation system would be considered.

- e. **Will the project use (or occur in the immediate vicinity of) water, rail, or air transportation? If so, generally describe.**

Currently, waste is exported from Lewis County via rail. By 2011, Lewis County will be starting the process of either renewing the existing export contract or establishing a new one. Method of exporting waste is still likely to remain rail.

- f. **How many vehicular trips per day would be generated by the completed project? If known, indicate when peak volumes would occur.**

Many of the recommendations in the SHWMP are intended to increase convenience to customers. Thus, the emphasis is on bringing services closer to businesses and residences. This may decrease the number of customer vehicles miles traveled, but increase the number of hauler vehicles miles traveled. The net effect is unknown, but expected to be negligible.

- g. **Proposed measures to reduce or control transportation impacts, if any:**
Not applicable.

15. Public Services

- a. **Would the project result in an increased need for public services (for example: fire protection, police protection, health care, schools, other)? If so, generally describe.**

Implementation of the SHWMP should not increase the need for public services.

- b. **Proposed measures to reduce or control direct impacts on public services, if any.**

Not applicable.

16. Utilities

- a. **Circle utilities currently available at the site: electricity, natural gas, water, refuse service, telephone, sanitary sewer, septic system, other.**

The SHWMP provides a framework for providing solid waste and MRW services over the next 5 years. Otherwise, utilities are not affected.

- b. **Describe the utilities that are proposed for the project, the utility providing the service, and the general construction activities on the site or in the immediate vicinity which might be needed.**

Not applicable.

C. SIGNATURE

The above answers are true and complete to the best of my knowledge. I understand that the lead agency is relying on them to make its decision.

Signature

Date Submitted

D. SUPPLEMENTAL SHEET FOR NONPROJECT ACTIONS

(DO NOT USE THIS SHEET FOR PROJECT ACTIONS)

Because these questions are very general, it may be helpful to read them in conjunction with the list of the elements of the environment.

When answering these questions, be aware of the extent the proposal, or the types of activities likely to result from the proposal, would affect the item at a greater intensity or at a faster rate than if the proposal were not implemented. Respond briefly and in general terms.

1. How would the proposal be likely to increase discharge to water; emissions to air; production, storage, or release of toxic or hazardous substances; or production of noise?

By providing for secure disposal of solid wastes and increased recycling activities, the SHWMP is expected to decrease impacts and discharges to water and air, and to provide for more secure handling of toxic or hazardous substances that may be part of solid waste and MRW. The net effect of recommendations in the SHWMP on emissions and transportation (i.e., vehicle miles) is expected to be negligible. Expansion of services or hours of operations at the CTS could increase or change noise levels, but the facility would continue to operate within permitting conditions and code requirements.

Proposed measure to avoid or reduce such increases are:

Not applicable.

2. How would the proposal be likely to affect plants, animals, fish, or marine life?

Implementation of the SHWMP may indirectly benefit plants, fish, and wildlife by better protecting the environment.

Proposed measures to protect or conserve plants, animals, fish, or marine life are:

Not applicable.

3. How would the proposal be likely to deplete energy or natural resources?

A small amount of energy and materials will be needed to implement the recommendations in the SHWMP, but this is expected to be more than offset by the energy and resources conserved as the result of increased waste prevention, recycling, and composting recommended by the plan. Effects of changes in travel patterns that could result from SHWMP implementation are expected to have a negligible effect on energy consumption.

Proposed measures to protect or conserve energy and natural resources are:

Not applicable.

4. **How would the proposal be likely to use or affect environmentally sensitive areas or areas designated (or eligible or under study) for governmental protection; such as parks, wilderness, wild and scenic rivers, threatened or endangered species habitat, historic or cultural sites, wetlands, floodplains, or prime farmlands?**

The SHWMP recommendations do not include any proposals to develop new facilities. Thus, protected areas will not be affected. Any future development of new sites would be subject to separate environmental review.

Proposed measures to protect such resources or to avoid or reduce impacts are:

Not applicable.

5. **How would the proposal be likely to affect land and shoreline use, including whether it would allow or encourage land or shoreline uses incompatible with existing plans?**

The SHWMP recommendations do not include any proposals to develop new facilities. Thus, land and shoreline use will not be affected. Any future development of new sites would be subject to separate environmental review.

Proposed measures to avoid or reduce shorelines and land use impacts are:

Not applicable.

6. **How would the proposal be likely to increase demands on transportation or public services and utilities?**

The SHWMP provides a framework for providing solid waste and MRW services over the next 5 years. Otherwise, public services and utilities are not affected.

Currently, waste is exported from Lewis County via rail. By 2011, Lewis County will be starting the process of either renewing the existing export contract or establishing a new one. Method of exporting waste is still likely to remain rail.

Many of the recommendations in the SHWMP are intended to increase convenience to customers. Thus, the emphasis is on bringing services closer to businesses and residences. This may decrease the number of customer vehicles miles traveled, but increase the number of hauler vehicles miles traveled. The net effect is unknown, but expected to be negligible.

In considering the feasibility for a south transfer station, the effects on the transportation system would be considered.

Proposed measures to reduce or respond to such demand(s) are:

Not applicable.

7. **Identify, if possible, whether the proposal may conflict with local, state, or federal laws or requirements for the protection of the environment.**

The SHWMP is in response to a state requirement for the proper management of solid waste and MRW, and it complies with all applicable local, state, and federal laws and requirements regarding protection of the environment.

APPENDIX D

Summary of Past Recommendations and Status

APPENDIX D

Summary of Past Recommendations and Status

| Recommendations from 2000 SHWMP | Progress Toward Implementing Recommendations in 2000 SHWMP | Notes |
|--|--|-------|
| SPECIAL WASTES | | |
| 3-1. Continue to investigate all outlets for the recycling and/or disposal of tires | Tire recycling events held every other year; with state funding, will be cleaning up some of the tire piles in the county | |
| 3-2. Investigate alternatives to current practices and/or fees charged for the recycling of appliances | Appliance fees have not changed; steel market much stronger than when plan adopted, and we actually make money on appliance recycling. Appliance recycling events held every other year | |
| 3-3. Continue to provide public education materials on the subject of medical waste 3-4. Work with the Health Department staff and health professionals to determine the need for improved education materials or methods of distribution for medical waste | Medical waste is an area needing work (sharps, pharmaceutical waste, etc.); we continue to get calls on these types of waste, and need to include in plan | |
| 3-5. Continue current programs related to asbestos, vehicle hulks, agricultural waste, and petroleum contaminated soils | Asbestos, vehicle hulks, etc. seems to be working fine as is | |
| | Added electronics recycling in 2005 for monitors and computers only; not expanded into TV's. Planning special TV recycling event this year; need to see where we fit into new State-legislated program for electronics | |
| WASTE REDUCTION AND RECYCLING | | |
| Near Term Potential within 1 – 3 years | | |
| <u>Residential Reduction and Recycling</u> 4-1. Offer county-wide curbside recycling. There was consensus among the SWAC members that this was a high priority item and that the appropriate time to move forward was in two years when RSA-1 is scheduled to sunset. | <u>Residential Reduction and Recycling</u> County-wide curbside not yet adopted, though recycling in RSA-1 was made permanent upon its sunset in 2001 | |
| 4-2. Evaluate the effectiveness of the revised special collection events. This activity should occur at the end of 1999. | Special monthly collection events at grocery stores throughout county discontinued because not cost-effective | |

Summary of Past Recommendations and Status (continued)

| Recommendations from 2000 SHWMP | Progress Toward Implementing Recommendations in 2000 SHWMP | Notes |
|---|---|-------|
| WASTE REDUCTION AND RECYCLING (continued) | | |
| Near Term Potential within 1 – 3 years (continued) | | |
| 4-3. Evaluate the recycling program at CTS with the goal of making it easier for customers to use and less expensive to operate. | CTS recycling – plastics once per month; metal and paper markets currently supporting the program | |
| <u>Yard Waste Composting</u> 4-4. Renew the relationship with the master gardener program. | <u>Yard Waste Composting</u> Yard waste – renewed Master Recycler/Composter program, with 2 full trainings held; now have 20 volunteers | |
| <u>Non-Residential Reduction and Recycling</u> 4-5. Encourage and expand wood waste recycling. This recommendation is contingent on the new Boise Cascade recycling facility being constructed as planned in Lewis County. 4-6. Encourage and expand plastic film recycling. This recommendation is also contingent on the new Boise Cascade recycling facility being constructed as planned in Lewis County. | <u>Non-Residential Reduction and Recycling</u> Boise Cascade facility was not sited here; items referencing that plant not implemented | |
| Ongoing Program – Continued Implementation | | |
| <u>Residential Reduction and Recycling</u> 4-7. Continue education and promotion of existing recycling programs. | <u>Residential Reduction and Recycling</u> Education continues | |
| <u>Yard Waste Composting</u> 4-8. Continue to distribute yard waste composting bins. 4-9. Promote grasscycling. 4-10. Provide assistance in processing and developing markets for compost. | <u>Yard Waste Composting</u> Yard waste composting – have had truckload compost sales in past; now have bins available at reduced cost for purchase throughout the year Grasscycling - continue to promote Haven't done much on developing markets for recyclables Have purchased a chipper to loan to cities and for our own special chipping events | |
| <u>Non Residential Reduction & Recycling</u> 4-11. Continue outreach efforts for non-residential waste reduction and recycling. 4-12. Target retail sectors and large employers for outreach. 4-13. Monitor CDL recycling and disposal practices; encourage private sector recycling. | <u>Non Residential Reduction & Recycling</u> Non-residential – could improve upon retail sector CDL recycling – not much available locally; refer businesses to places in Olympia | |

Summary of Past Recommendations and Status (continued)

| Recommendations from 2000 SHWMP | Progress Toward Implementing Recommendations in 2000 SHWMP | Notes |
|---|---|-------|
| WASTE REDUCTION AND RECYCLING (continued) | | |
| Ongoing Program – Continued Implementation (continued) | | |
| <u>Waste Reduction</u> 4-14. Provide education and outreach to encourage residents and businesses to prevent waste. | <u>Waste Reduction</u> Continuing outreach in waste reduction | |
| <u>Market Development/Other Recycling</u> 4-15. Promote purchases of recycled content products and packaging by businesses and residents. 4-16. Continue efforts to collect and recycle specialty items. 4-17. Evaluate new technologies for material recovery and recycling. | <u>Market Development/Other Recycling</u> Promote purchase of recycled products as much as possible; limited opportunities locally Specialty items – some efforts have been successful Have not been involved in evaluating new technologies | |
| Long Term Potential - Further Study Recommended | | |
| <ul style="list-style-type: none"> • Offer bi-weekly garbage and recycling collection as the standard service for residential customers. This option is recommended for further study. However, the SWAC recognized the optimal time frame for implementation may occur in the short term, with the automation of garbage service now occurring and potential implementation of curbside recycling county-wide. Accordingly, further study and decision about this option is recommended to occur in the short to medium time frame. • Evaluate the feasibility of co-mingled collection of recyclables. Several members of the SWAC believed strongly that co-mingled collection of recyclables is not economical in Lewis County. This option is recommended for inclusion as a contingency in the plan. Extensive further study would be required prior to implementation. | Are in process of developing commingled curbside recycling in western part of county; may be doing the bi-weekly pick-up and alternating garbage and recycling | |

Summary of Past Recommendations and Status (continued)

| Recommendations from 2000 SHWMP | Progress Toward Implementing Recommendations in 2000 SHWMP | Notes |
|---|---|-------|
| WASTE REDUCTION AND RECYCLING (continued) | | |
| Long Term Potential - Further Study Recommended (continued) | | |
| <ul style="list-style-type: none"> Annually review materials collected through the curbside and drop-off programs in light of changing market conditions and economics. Consider standardizing collection of recyclables in curbside programs. Evaluate the feasibility of collecting PET plastic bottles at the curb. This recommendation combines several of those presented in the list of options under residential reduction and recycling. Further study is recommended in the short term of the feasibility of collecting PET. Annual reviews of material collected are recommended to occur on an ongoing basis. SWAC members recognized the challenges associated with standardizing collection of recyclables at curbside programs in different jurisdictions. Therefore, this option was recommended for further study. | <p>Have not been able to coordinate haulers to make uniform program; maybe with commingled can begin to do so</p> | |
| <ul style="list-style-type: none"> Collect yard waste at the transfer station, but only if no private sector collection options exist. | <p>Yard waste at transfer station – hoping to extend bulkhead this year and make more space available.</p> | |
| <ul style="list-style-type: none"> Implement a recognition program for businesses that recycle and reduce waste. | <p>Business program recognition – have not done in recent years because of time constraints.</p> | |
| COLLECTION SYSTEM | | |
| <p>5-1. Continue to provide county involvement with the WUTC, including county testimony in rate setting and service evaluations of collection haulers, in order to improve levels of service and compatibility with recycling services, and to ensure equitable rates and levels of service throughout the county.</p> | <p>WUTC – do monitor rate setting, don't get too many complaints from the public</p> | |
| <p>5-2. Continue to evaluate the advantages and disadvantages of the various incentive rate structures, specific to Lewis County requirements. Work with the WUTC, local haulers, and cities to design and implement incentive rate structures that improve the performance of county waste reduction and recycling programs.</p> | <p>Incentive rate structures – with commingled program, seeing if can offer 45 gallon container option</p> | |

Summary of Past Recommendations and Status (continued)

| Recommendations from 2000 SHWMP | Progress Toward Implementing Recommendations in 2000 SHWMP | Notes |
|---|---|-------|
| COLLECTION SYSTEM (continued) | | |
| 5-3. Continue to monitor collection services, including the determination of numbers of customers using refuse collection and curbside recycling services in each service area, total number of households and businesses, tonnages handled, and cost of service. | Continue to monitor items collected through recycling programs on a quarterly basis | |
| 5-4. Evaluate the performance of the rural Centralia and Chehalis Recycling Program to determine program success and the feasibility of expanding the program countywide. The program evaluation should be completed before the March 2001 deadline established by Ordinance 1136A. | RSA-1 not expanded, but did not sunset in 2001 (pilot is now permanent) | |
| 5-5. If more of the county receives refuse and recyclable material collection service, the effectiveness and cost of both collection programs should be monitored and evaluated closely for opportunities to improve services and reduce costs. | Always monitoring programs for effectiveness and necessary changes | |
| WASTE IMPORT, EXPORT, AND TRANSFER SYSTEM | | |
| 6-1. Continue to export waste under the terms of the existing contract with Rabanco. | Not many changes – plan to continue waste export through terms of existing contract, which goes through 2014. | |
| 6-2. Evaluate the economic feasibility of continuing to operate the drop box sites. | Drop box sites – had 8 drop boxes, now down to 4, determined that they were not economically feasible to continue operations | |
| 6-3. Hire an engineer to evaluate the cost of repairing the damaged drop box bulkheads and replacing the pit privies. Evaluate the economic feasibility of continuing to operate the sites in light of the costs associated with the repairs. | Engineer not needed – pit privies replaced by sani-cans | |
| 6-4. Evaluate the potential for constructing mini-transfer stations near Toledo and Packwood. By the year 2003, conduct a study to assess the need and economic feasibility. | Nothing done with “mini” transfer stations in Toledo and Packwood, because customer base in those areas didn’t seem to support it; with present growth, will need more in south county than “mini” transfer station | |

Summary of Past Recommendations and Status (continued)

| Recommendations from 2000 SHWMP | Progress Toward Implementing Recommendations in 2000 SHWMP | Notes |
|---|--|-------|
| WASTE IMPORT, EXPORT, AND TRANSFER SYSTEM (continued) | | |
| 6-5. Continue public operation and ownership of the solid waste system and continue to review the potential for privatization. If the solid waste system becomes insolvent to the point where the County cannot meet its financial obligations, the potential for privatizing the system should be evaluated. | Financial stability is not presently an issue – reserves continue to grow | |
| 6-6. Begin to develop bid specifications to procure new cranes in the year 2000. | Bid specifications were developed for new cranes – they have been purchased | |
| MUNICIPAL SOLID WASTE DISPOSAL AND RESOURCE RECOVERY | | |
| 7-1. As appropriate, evaluate advanced recycling, incineration, and energy recovery technology in the future as a potential solid Waste management disposal option providing beneficial uses of solid waste for Lewis County. | As new technologies are developed, we continue to evaluate how we might be able to fit into them | |
| ADMINISTRATION AND ENFORCEMENT | | |
| 8-1. Provide funding for increased enforcement activity by the ESD, if necessary, as a result of planned future rate increases, and as required to implement the recommendations noted in Chapter 3, Special Wastes. | Funding for code compliance – provided by solid waste fund specifically for staff for investigation solid waste issues | |
| 8-2. Review, amend, and establish solid waste ordinances as appropriate. | Assisted Environmental Health with solid waste ordinances in the past | |
| 8-3. Establish and/or continue to monitor and evaluate programs for the following solid waste management activities: <ul style="list-style-type: none"> ➢ Waste reduction and recycling; ➢ Special wastes; ➢ CTS and rural transfer system operations; ➢ Waste export; and ➢ Solid waste enforcement. | Continue monitoring and evaluating programs as shown | |
| 8-4. Continue to investigate and evaluate the extent, probable causes of, and possible solutions to illegal dumping throughout Lewis County. | Illegal dumping – Environmental Health responsibility; we help with disposal options as needed | |

Summary of Past Recommendations and Status (continued)

| Recommendations from 2000 SHWMP | Progress Toward Implementing Recommendations in 2000 SHWMP | Notes |
|--|---|-------|
| MODERATE RISK WASTE | | |
| 9-1. Continue operation of the Hazo-Hut at the Central Transfer Station for HHW and CESQG waste, monitoring usage to determine the adequacy of meeting residential and business needs. | <p>Operation of the Hazo Hut</p> <ul style="list-style-type: none"> ➤ Prior to 2005 Hazo Hut was open to the public only on Saturdays. CESQGs had to make an appointment. This situation was difficult for good customer service because of the long lines at the Transfer Station on Saturdays. ➤ 2005: The Hazo Hut opens on Wednesdays for residential and business customers. ➤ 2006 saw declining customer counts on Saturday at the Hazo Hut. ➤ New hours for the Hazo Hut in 2007. Every Wednesday and the 1st and 3rd Saturday. ➤ Wed 2006: 51.7% of customers came on Wed. ➤ Wed 2007 (through April): 63.8 % of customers come on Wed. | |
| 9-2. Develop a set of performance measures by which to evaluate the effectiveness of each of the MRW plan's implemented activities. | <p>Develop a set of performance measures by which to evaluate the effectiveness of each of the MRW plan's implemented activities.</p> <ul style="list-style-type: none"> ➤ Collection <ul style="list-style-type: none"> ▪ # of visits per year ▪ Pounds of MRW recycled/disposed ➤ Education <ul style="list-style-type: none"> ▪ # of Presentations given ▪ # of visits to the Hazo Hut ▪ # of brochures distributed ▪ # of businesses contacted ➤ Regulation <ul style="list-style-type: none"> ▪ Number of illegal dump sites cleaned up ▪ Number of businesses participating in collection program | |
| 9-33. Make proper management of MRW in Eastern Lewis County more convenient by offering periodic collection events, while continuing to evaluate the possibility of satellite collection sites in rural areas. | <p>Make proper management of MRW in Eastern Lewis County more convenient</p> <ul style="list-style-type: none"> ➤ 2 collection events per year: Morton and Packwood ➤ No satellite collection center planned at this time due to capital and labor expense. ➤ Additional events could be added if the need demanded it. | |

Summary of Past Recommendations and Status (continued)

| Recommendations from 2000 SHWMP | Progress Toward Implementing Recommendations in 2000 SHWMP | Notes |
|--|--|-------|
| MODERATE RISK WASTE (continued) | | |
| 9-4. Provide convenient collection opportunities for used motor oil by siting two additional facilities, and encourage collection efforts and reporting by the private sector. | Provide convenient collection opportunities for used motor oil <ul style="list-style-type: none"> ➤ 2006 2 tanks were placed in the Spring: Pe Ell and the Toledo airport ➤ Schucks Auto Parts and Wal-Mart will accept residential used oil. | |
| 9-5. Divert improper disposal of CESQG waste by continuing to accept this waste at the Hazo-Hut and possibly setting up periodic collection events and/or satellite sites. | Divert improper disposal of CESQG waste by continuing to accept this waste at the Hazo Hut and possibly setting up periodic collection events and/or satellite sites. <ul style="list-style-type: none"> ➤ Ongoing program for collecting CESQG waste from businesses; Participation: 2005 – 44; 2006 – 78; 2007 (through May) – 40 ➤ In early 2007 over 100 new businesses were contacted in the following industries: Dental, auto repair, auto body repair and paint contracting. ➤ Until the business community demands a higher level of service the Hazo Hut will remain the point of delivery for MRW; no plans to conduct CESQG collection events anywhere else | |
| 9-6. Reduce occurrence of illegal dumping of hazardous substances by making proper disposal of hazardous wastes convenient and affordable and by publicizing the contents of local ordinances dealing with hazardous wastes and encourage the enforcement of penalties associated with these ordinances. | Reduce the occurrence of illegal dumping <ul style="list-style-type: none"> ➤ The Health Department has a good record for responding to spills or other abandoned hazardous waste. ➤ Health Dept is responsible for enforcement. | |
| 9-7. Continue public outreach to residents, schools, and community/youth organizations. | Continue public outreach to residents, schools and community/youth organizations. <ul style="list-style-type: none"> ➤ Ongoing programs include facility tours, school presentations, community programs/fairs, and community groups (Eugenia Center). ➤ Develop new presentations with updated information. ➤ Ongoing development of brochures, flyers and the website as needed. | |

Summary of Past Recommendations and Status (continued)

| Recommendations from 2000 SHWMP | Progress Toward Implementing Recommendations in 2000 SHWMP | Notes |
|---|---|-------|
| MODERATE RISK WASTE (continued) | | |
| 9-8. Conduct site visits to businesses and provide them with pollution prevention information and hazardous waste management technical assistance. | Conduct site visits to businesses and provide them with pollution prevention information and hazardous waste management technical assistance. <ul style="list-style-type: none"> ➤ These visits are voluntary and most businesses do not take advantage of this free service. ➤ In the case of a complaint or a possible violation the Health Department will take the lead and make an inspection. | |
| 9-9. Evaluate the need for construction of fixed collection facilities for MRW in outlying areas. | Evaluate the need for construction of fixed collection facilities for MRW in outlying areas. <ul style="list-style-type: none"> ➤ At present time there is no demand for additional fixed facilities. ➤ At the time when an additional transfer station is built an additional collection/storage building will be added to the site. ➤ Consolidation and shipment will either remain at the Hazo Hut or move to the new facility. | |
| FUNDING AND FINANCING | | |
| 11-1. Complete rate structure analysis by 2003. If necessary, implement new rate structure by 2004. | No new rate structure needed by 2004; reserves continue to grow, as revenues exceed expenditures on an annual basis. Project that won't deplete reserves until about ten years from now, if operations continue at the current rate of increase, and no major unexpected expenditures | |
| 11-2. Set solid waste surcharges, excise taxes, and tipping fees at County solid waste handling facilities at a level sufficient to generate annual revenues equal to or greater than total annual expenses for solid waste management in the County. | | |

APPENDIX E

Ordinance 1196

NOTICE OF PUBLIC HEARING
Before the
LEWIS COUNTY BOARD OF COUNTY COMMISSIONERS
&
Notice of Intent to Adopt Ordinance 1196

NOTICE IS HEREBY GIVEN that the **BOARD OF COUNTY COMMISSIONERS of Lewis County will hold a public hearing on October 1, 2007** for the purpose of receiving public testimony on the amendments to Chapter 8.10 LCC, Recycling Service Areas.

The hearing will be held on or after 10:00 A.M. on Monday, October 1, 2007, in the Commissioners' Hearing Room, on the second floor of the Lewis County Courthouse, 351 NW North St, Chehalis, WA.

Complete copies of the public review packet (draft Ordinance and staff report) are available on line at www.co.lewis.wa.us. Copies are also available at the Lewis County Solid Waste Utility (Central Transfer Station), 1411 South Tower, Centralia, WA; at the local Timberline libraries in Centralia, Chehalis, Salkum, Winlock, Randle, and Packwood; and at the local Senior Centers in Chehalis, Morton, Toledo, Packwood, and Winlock.

We will accept written comments until 5:00 P.M. on September 28, 2007.

For questions concerning the above, please contact:
Lewis County Solid Waste Utility
P.O. Box 180
Centralia, WA 98531
Phone: (360) 740-1451 or 1-800-749-5980
FAX: (360) 330-7805

This meeting site is barrier free.
People needing special assistance or accommodations should contact the Public Works Department 72 hours
in advance of the meeting.
Phone: (360) 740-1123

PUBLISH: Chronicle, no later than September 19, and September 26, 2007.
East County Journal, no later than September 19, and September 26, 2007.

**BEFORE THE BOARD OF COUNTY COMMISSIONERS
OF LEWIS COUNTY, WASHINGTON**

AN ORDINANCE ADOPTING COMMINGLED)
RECYCLING AND AMENDING ORDINANCE NOS.) ORDINANCE NO. 1196
1136, 1136A, 1136B AND 1157)

WHEREAS, the Board of County Commissioners (Board) has the authority to adopt regulations to protect the public health and safety; and

WHEREAS, the Board has also the authority to develop and implement a system of solid waste handling for the county under RCW 36.58 and 70.95.010; and

WHEREAS, the Board adopted Ordinance 1136 on March 21, 1994 to implement curbside recycling in an area identified as Recycle Service Area 1 (RSA-1) for a two year period; and

WHEREAS, solid waste handling strategies and services are identified in the Comprehensive Solid Waste Management Plan (CSWMP) that undergo public participation and review by the Lewis County Solid Waste Advisory Committee (SWAC); and

WHEREAS, the Board and the SWAC find that the curbside recycling program shall be continued in RSA-1 to provide a permanent level of service in Lewis County which will be consistent with the current Lewis County CSWMP; and

WHEREAS, the Board has conducted a public hearing on October 1, 2007;

WHEREAS, the Board has reviewed the recommendations of the SWAC, environmental determination, and testimony from the public; and

WHEREAS, the Board finds it is in the best public interest to incorporate the inscribed amendments to said recycling regulations; NOW THEREFORE,

BE IT ORDAINED by the Board of Lewis County Commissioners, that Lewis County adopts new recycling services to replace the text of existing Chapter 8.10 Lewis County Code, Recycling Service Areas, as follows:

“Article I. Recycling Service Areas

8.10.010 Recycling service areas identified.

Recycling Service Areas 1, 2a, 2b, 2c and 2d as set forth in the adopted 1993 Lewis County Comprehensive Solid Waste Management Plan (hereafter CSWMP) and as identified in Exhibit

Recycling Service Areas
Ordinance No. 1196

1 of 11

A to the ordinance codified in this chapter are hereby ~~established~~ amended to Recycling Service Areas 1 and 2 (RSA-1 and RSA-2), with boundaries as ~~identified in Exhibit A to the ordinance,~~ and as defined below.

8.10.020 Curbside recycling program for RSA-1 adopted.

The program design for a curbside recycling program for ~~Reecycling Service Area 1~~ RSA-1 as set forth in the adopted ~~1992~~ 1993 Lewis County ~~Comprehensive Solid Waste Management Plan Update~~ CSWMP Update, adopted by Lewis County Resolution No. 93-505, and the 2000 Lewis County Solid and Moderate Risk Waste Management Plan (hereafter SMRWMP) Update, adopted by Lewis County Resolution No. 00-266, and as identified in Article II is hereby adopted and implemented.

Article II. Program Design

8.10.030 RSA-1 and RSA-2 defined.

(1) RSA-1 is defined as the unincorporated areas of Lewis County ~~surrounding the cities of Centralia and Chehalis.~~ ~~The boundaries of the service area is defined by the following state and county roads:~~

~~Highway 603 from S.R. 6 to Napavine
Dieckman Rd.
Mattson Rd.
Chilvers Rd.
Jeffries Rd.
Brockway Rd.
Otto Rd.
Galvin Rd.
Western half of Tietzel Rd.
Big Hanaford Rd.
Western half of Salzer Valley Rd.
Centralia Alpha Rd.
North Fork Rd. to Centralia Alpha Rd.
Tauscher Rd.~~

~~S.R. 508 to the Tauscher Rd. Middle Fork Rd. to the Tauscher Rd.~~

(2) ~~The legal description of the service areas is as follows:~~

~~Point of beginning is the N.W. corner of Section 27, Township 15 North, Range 3 West, thence South to the Brockway Road, thence South along the Brockway Road to the Jeffries Road, thence West along the Jeffries Road, thence South along the Jeffries Road to the Dieckman Road, thence South along the Dieckman Road to the Bunker Creek Road, thence East on the Bunker Creek Road to S.R. 6, thence East on S.R. 6 to Highway 603, then Southeasterly along Highway 603 to the NW corner of Section 35, Township 13 North, Range 2 West, thence East to S.R. 508 and the Tauscher Road, thence North on the Tauscher Road to the North Fork Road, thence East on the North Fork Road to the Centralia Alpha Road then North and Westerly~~

~~along the Centralia Alpha Road to the Northwest corner of Section 26, Township 14 North, Range 2 West, thence North to the Hanaford Road, thence East along the Hanaford Road to the end of the road, thence North to the Thurston County Line, Thence West along the Thurston County/Lewis County line to the point of beginning. All unincorporated areas of Lewis County that fall within the above mentioned boundaries are included within the service area west of State Highway 7, the city of Morton and its Urban Growth Area, and west of the east line of Range 4 East lying south of U.S. Highway 12.~~

~~(2) RSA defined: RSA-2 is defined as all the unincorporated areas of Lewis County not identified as RSA-1.~~

8.10.040 Eligibility for service.

(1) Service will be made available to all single-family residences in RSA-1 on a voluntary basis. Residents will be eligible for participation in the program regardless if they subscribe to regular garbage collection service. Subscribers signing up for only the recycling service will not be charged a garbage collection fee.

(2) Accounts may be established for multifamily complexes, ~~and~~ mobile home parks, and small businesses at the discretion of the hauler on a case by case basis. Multifamily complexes are defined as having more ~~greater~~ than four units. Complexes having two through four units will automatically be eligible for the recycling service. The criteria upon which the hauler will determine eligibility of the larger multifamily ~~multi-family~~ complexes and mobile home parks is as follows:

- (a) Ease of access by the recycle collection vehicle.
- (b) Availability and proximity of alternate recycling opportunities.

8.10.050 Participation

~~(1) Source separation of recyclables will not be mandatory as part of this pilot program. Participation in the program will be established through a sign up system. The initial 45 day sign up period will begin when the hauler files a tariff with the Washington State Utilities and Transportation Commission (WUTC) to establish a collection rate to support the program. Service will begin following the setting of rates by the WUTC Washington State Utilities and Transportation Commission (hereafter WUTC). The hauler will not begin billing for the service until after the service begins.~~

(2) All customers subscribing to garbage collection service within the county designated as RSA-1 will be given a 95-gallon recycling container, regardless of their participation in the curbside recycling program and will be charged for the availability of the curbside recycling service. Those who choose not to participate may request that the hauler remove the recycling container; monthly recycling service fees will continue to be charged. The only exception being those customers subscribing to a once per month garbage service who do not sign up for recycling service, and those persons subscribing for service on an occasional basis either using a 32 gallon can, or “occasional use bags” supplied by the hauler. Customers using an occasional service option shall not be denied curbside recycling service.

(3) Only those customers subscribing to once per month garbage service, regardless of size

of can, or those persons subscribing for service on an occasional basis using either a 32-gallon can or “occasional use bags” supplied by the hauler, will not be charged for recycling services if they choose not to participate.

(4) ~~(3)~~ Those wishing recycling service may sign up any time during the length of the program by contacting the hauler and requesting the service and a ~~set of bins~~ commingled recycling container. When sign-up occurs after the program begins and the new rate structure is established, service will commence within two weeks of sign-up.

8.10.060 Customer notification.

(1) It shall be the responsibility of the hauler to adequately notify all customers in RSA-1 according to WUTC format and requirements. Those customers wishing to be regular customers, whether they recycle or not within the program, will pay the rate as specified by the WUTC tariff. There will be no penalty fees added for those regular customers who do not wish to recycle through the curbside program.

(2) The hauler will ensure that all RSA-1 customers receive written sign-up cards that list and identify garbage service options so that the customers may reduce their level of service with language ~~Language~~ illustrating how weekly 65 gallon can ~~two can~~ customers can reduce to every other week pick-up, or once per month pick-up, ~~one can, and one can~~ customers can reduce to a mini-can etc., by voluntarily recycling. Customers shall be notified to call the haulers’ administrative office for any explanations regarding non-recycling ~~nonrecycling~~ options.

8.10.070 Collection bins.

(1) One ~~set of three nestable stackable bins~~ 95-gallon rolling recycling container will be provided to each participant in the program by the hauler ~~at no initial cost to the participant~~. The hauler will recoup the capital investment through the rates established by the WUTC.

(2) The ~~bins~~ containers will remain the property of the hauler and upon withdrawing from the program, participants will surrender the container ~~bins~~ to the hauler.

(3) The hauler will be expected to file any and all rates as required by the WUTC ~~Washington Utilities and Transportation Commission~~ to ensure that additional containers ~~bins or push carts~~ may be made available to consumers on an as-needed basis, and in conformance with the state tariffing requirements.

8.10.080 Collection frequency.

Recyclables will be collected every other week. Upon signing up for the program, the hauler will provide the participant with written information about the recyclables to be collected, proper preparation of the materials, responsibilities of the participant, and a calendar indicating the days ~~pick-up dates will occur~~. In addition, written materials will also include the telephone contact ~~numbers~~ of the hauler and the Lewis County solid waste utility in order for participants to comment on the program.

8.10.090 Recyclables collected.

- (1) At the onset of the program, the following commodities will be collected:
- (a) Newspaper;
 - (b) Cardboard;

- (c) Aluminum cans;
- (d) ~~Glass bottles and jars (green, brown and clear);~~ Cardboard milk and juice cartons;
- (e) Magazines;
- (f) Paperboard;
- (g) Tin cans;
- (h) Plastic bottles and jugs; and
- (i) ~~Junk mail~~ Mixed waste paper.

(2) Participants will be notified by the hauler of the acceptable methods of preparing recyclables and use of the ~~bins~~ containers. Acceptable recyclables in quantities greater than the capacity of the ~~bins~~ containers may be placed in either kraft paper bags or cardboard boxes next to the ~~bins~~ containers and they will be picked up by the hauler at no additional charge to the participant.

(3) Modifications may occur to the list of acceptable recyclables if deemed appropriate by the county and the hauler. At least 30 ~~days~~ days prior written notice in the form of either a can tag or bill insert will be produced and distributed to the affected participants by the hauler.

8.10.100 Incentives for participation.

(1) In order to encourage residents to choose the lowest level of garbage service to meet their needs, and thereby encourage participation in a recycling program, several options for garbage service will be provided to residents in RSA-1. These options include a minimum of the following:

- (a) One 45 gallon container, picked up once per month;
- (b) ~~(a)~~ One 65 gallon container, picked up once per month;
- (c) ~~(b)~~ One 95 gallon container, picked up once per month;
- (d) One 45 gallon container, picked up every other week;
- (e) ~~(c)~~ One 65 gallon container, picked up every other week;
- (f) ~~(d)~~ One 95 gallon container, picked up every other week;
- (g) ~~(e)~~ One 45 gallon container, picked up every week;
- (h) ~~(f)~~ One 65 gallon container, picked up every week;
- (i) ~~(g)~~ One 95 gallon container, picked up every week;
- (j) ~~(h)~~ Occasional collection of a 32 gallon bag upon request by the customer.

(2) Containers will be furnished by the hauler. Weight allowance per container will be defined in the hauler's tariff filed with the WUTC ~~UTC~~.

8.10.110 Rates.

(1) The rates for the new combined garbage-recycling collection service will be determined by the WUTC through their authority and responsibility to set rates. ~~If the WUTC establishes a rate increase which is higher than \$2.50 per month for recycling service, the board of county commissioners reserves the right to review the combined program's success and determine whether to allow the pilot program to continue.~~

(2) A uniform collection rate structure will be established and will apply to all garbage collection subscribers in RSA-1 regardless of their level of participation in the recycling program.

8.10.120 Program monitoring.

(1) The hauler will record and provide monthly reports in a form acceptable to the county concerning the following:

(a) Tonnage of ~~each commodity collected~~ commingled recyclables collected through the program.

(b) Number of customers subscribing to garbage service within each service level.

(c) Number of customers ~~subscribing to recycling service~~ setting out recycling containers;

(d) Number of customers opting out of program through once-per-month or “occasional” service.

(2) These reports will be used in determining the success of the program and for meeting the state’s monitoring and reporting requirements.

8.10.130 Curbside recycling program-review.

~~The voluntary participation pilot residential curbside recycling program~~ The commingled curbside recycling program in RSA-1 will officially commence on the date that the rates for the new service, established by the WUTC in accordance with Chapter 81.77 RCW, take effect. The Lewis County curbside recycling program shall be subject to continuing review and evaluation by the county. Not later than ~~March 25, 2006~~ September 30, 2008, and at least every five years thereafter, the county and the Lewis County Solid Waste Advisory Committee shall take action to review and, if needed, revise, ~~or rescind~~ or expand the curbside recycling program. Any revision of the curbside recycling program shall be consistent with ~~and implement~~ the current Comprehensive Solid Waste Moderate Risk Waste Management Plan SMRWMP

8.10.140 Criteria for changing boundaries of RSA-1.

Areas to be considered for changes to the boundary of RSA-1 shall be contiguous with said boundary and shall be subject to the same public hearing process required to amend Exhibit A of the ordinance codified in this chapter. “

Lewis County adopts the staff report of Lewis County Department of Public Works and the Determination of Non-Significance (DNS), attached as Exhibit A, in support of the amended standards.

These recycling service area standards are in the public interest and this Ordinance shall take effect immediately upon adoption by the Board.

PASSED IN REGULAR SESSION THIS 1st day of October 2007, after a public hearing was held October 1, 2007, pursuant to Notice published in *The East County Journal* on or about September 19, and 26, 2007.

APPROVED AS TO FORM, ONLY:
L. Michael Golden, Prosecuting Attorney

BOARD OF COMMISSIONERS OF
LEWIS COUNTY, WASHINGTON

By: _____
Civil Deputy

Chairman

ATTEST:

Member

Clerk of the Board

Member

- seal -

EXHIBIT A – Ordinance No. 1196

Staff Report

STAFF REPORT

TO: BOCC
DEPARTMENT: PUBLIC WORKS
DATE: AUGUST 27, 2007
ITEM: NOTICE FOR PUBLIC HEARING – ORDINANCE 1196, AMENDING
CHAPTER 8.10 LCC, RECYCLING SERVICE AREAS
CONTACT: SHIRLEY KOOK (X 2759)

The Lewis County Board of County Commissioners (Board) adopted the Lewis County Recycling Service Area Standards (Standards), Ordinance 1136, in March 1994. This ordinance was codified as Chapter 8.10 Lewis County Code (LCC).

Chapter 8.10 established recycling service areas and the recycling program as set forth in the approved Lewis County Solid and Moderate Risk Waste Management Plan (SMRWMP). The local SMRWMP sets forth our implementation strategies and programs to be consistent with State objectives and funding.

Curbside recycling was implemented in 1998 using the three stackable bin method of collection. Monitoring results from 1998 through 2006 indicated about 17% of recyclables were taken out of the solid waste stream.

According to the SMRWMP, the county and the Lewis County Solid Waste Advisory Committee (SWAC) have to take action to review and revise the curbside recycling program by March 25, 2006. Their efforts indicated that curbside commingled recycling was the next step.

What is the proposed commingled recycling proposal? Currently, the process requires pre-sorting into the following categories: tin; aluminum; and newspaper. Commingling would only require one 95-gallon container to place tin, glass, aluminum, newspaper, mixed waste paper, cardboard, plastic bottles & jugs, and cardboard milk and juice cartons.

The cost is proposed to be under \$5 a month for residents already using curbside garbage disposal. However, we anticipate that there will be less garbage generated for pick-up service due to commingled recycling. As an additional incentive, several pick up frequencies for a smaller 45-gallon container service will be offered to residential customers. The \$5 monthly fee is minor for those customers that have curbside garbage but no curbside recycling in the remote areas of the county. These customers do not have to stockpile recyclables to haul into the Transfer Station or Drop Boxes on specific days.

The curbside commingling proposal encourages recycling by its convenience and acceptance of other materials, and strives to offset additional financial costs by the users.

Three workshops were held in March 2007 by Lewis County Solid Waste Utility. The workshops were held at the Winlock Senior Center on March 6; Morton Senior Center on March 13; and the Twin Cities Senior Center on March 20.

Responses were overwhelmingly positive. The breakdowns are:

| RESPONSES | NUMBER | PERCENTAGE |
|------------------|---------------|-------------------|
| Yes | 21 | 80.5% |
| No | 3 | 11.5 |
| Undecided | 2 | 8 |
| TOTAL | 26 | |

In addition, favorable views were expressed in the local daily Chronicle. Copies are attached.

This proposal is also supported by the Solid Waste Disposal District #1 (SWDD#1). Approval to proceed with the amended ordinance was given on July 23, 2007.

As part of the process to amend Chapter 8.10 LCC, a non-project SEPA checklist was prepared. The Department of Community Development issued a Determination of Non-Significance (DNS) on August 27, 2007. A copy of the DNS is attached herein.

The public review packet includes the following documents:

- Notice of Public Hearing
- Draft Ordinance 1194
- Exhibit A - Staff Report

The Board will be scheduling a Notice of Hearing for approval on October 1, 2007. Public notice is for September 19 and 26 in the *East County Journal* and *Chronicle* publications. Additional public notification efforts include the availability of the entire review packet at: the Lewis County WEB site, six Timberline libraries, and five Lewis County Senior Centers. A mailing list of the library and Senior Center facilities is attached.

The Board will hear public testimony of the amended Chapter 8.10, Recycling Service Areas, on October 1, 2007 on or after 10:00 A.M.

MAILING LIST

Attn: Ms. Virginia Squires
Timberline Regional Library
109 W Main Street
Packwood, WA 98361

Attn: Ms. Corine Aiken
Timberline Regional Library
P.O. Box 419
Chehalis, WA 98532

Attn: Ms. Virginia Burns
Timberline Regional Library
110 S. Silver Street
Centralia, WA 98531

Attn: Ms. Jamie Allwine
Timberline Regional Library
P.O. Box 428
Winlock, WA 98596

Attn: Ms. Nancy Sawyer
Timberline Regional Library
210 Silverbrook Road
Randle, WA 98377

Attn: Ms. Cherie Rusk
Timberline Regional Library
P.O. Box 120
Salkum, WA 98582

Ms. Shanna Barnes
Morton Senior Center
P.O. Box 698
Morton, WA 98356

Site Manager
Packwood Senior Center
P.O. Box 384
Packwood, WA 98361

Ms. Glenda Forga
Olequa Senior Center
P.O. Box 278
Winlock, WA 98598

Ms. Diana Haug
Toledo Senior Center
P.O. Box 554
Toledo, WA 98591

Ms. Judy Markle
Twin Cities Senior Center
2545 N. National Ave.
Chehalis, WA 98532

**LEWIS COUNTY – STATE ENVIRONMENTAL POLICY ACT
DETERMINATION OF NONSIGNIFICANCE**

DETERMINATION OF NON-SIGNIFICANCE

RECEIVED

LEAD AGENCY: Lewis County--Community Development Department

PROPONENT: Lewis County Department of Public Works
Solid Waste Utility
1411 S. Tower Ave.
Chehalis, WA 98532

ENGINEERING

DESCRIPTION OF PROPOSAL: Lewis County Public Works is proposing to amend the recycling service areas and services in Lewis County Code Chapter 8.10 in order to be consistent with the objectives in the approved Lewis County Solid and Moderate Risk Waste Management Plan.

LOCATION OF PROPOSAL: Lewis County

S/T/R: N/A

TAX PARCEL NUMBER: N/A


THRESHOLD DETERMINATION: Lewis County, acting as the SEPA lead agency for this proposal, has determined that it WILL NOT have a probable significant adverse impact on the environment. An environmental impact statement (EIS) is not required under RCW 43.21C.030(2)(c). This decision was made after review of a completed environmental checklist and other information on file with the lead agency. This information is open to the public on request at the Lewis County Community Development Department, 2025 NE Kresky Ave in Chehalis, WA during normal business hours.

This DNS is issued under WAC197-11-340(2); the lead agency will not act on this proposal for 14 days from the date below. **There is no comment period for this DNS.**

Responsible Official: Kernien Lien, Senior Planner
Lewis County Community Development
2025 NE Kresky Ave
Chehalis, Washington 98532-2626

Contact Person: Kernien Lien, Senior Planner
Lewis County Community Development
2025 NE Kresky Ave
Chehalis, Washington 98532-2626

Date of Issue: August 27, 2007



Kernien Lien, Principal Planner

There is no comment period for this DNS.

This SEPA determination may be appealed to the Lewis County Hearings Examiner anytime from August 27, 2007 through September 12, 2007. *Appellants should be prepared to make specific factual objections. Details regarding the appeal process may be obtained from the Responsible Official.*

In This Throwaway Age, Easy Recycling Is Welcome

Here's a sobering thought: Each person in Lewis County produces an average of almost a ton of trash each year.

All that garbage, every last slimy bit, is hauled by diesel locomotive 175 miles to a landfill in Klickitat County.

Our tossaway habit has been growing. Although Lewis County's population has increased by less than 10 percent in the past decade, we're throwing away 50 percent more stuff.

Much of our trash is recyclable. Even most plastic jugs can be recycled — if you're willing to wrangle them down to the old Centralia dump on the first Saturday of every month.

I do that periodically, along with bags of paper, tin cans, glass, cardboard and newspapers. They sit in my basement, aging, until I get around to hauling them into town.

So the idea of a single big can for nearly all my recyclables grabbed my attention.

Along with about 15 other interested folks, I attended a public meeting this week in Winlock about a simpler curbside recycling program. (More meetings are coming up Tuesday at the Bob Lyle Community Center in Morton and March 20 at the Twin Cities Senior Center; both are at 7 p.m.)

The program is simple. Along with the big blue LeMay plastic garbage bin, customers would have an even bigger green plastic tote.

Pretty much every kind of household recyclable could be thrown in there, including plastic jugs.

Glass is the only big exception, because it fouls up the recycling machines (you would have to haul glass to centralized pickup locations around the county).

The benefits of the program could be substantial.

Local officials are confident that this program will dramatically increase the amount of reusable materials that we recycle, while reducing the amount of garbage we all pay \$82 a ton to ship away.



By BRIAN MITTIGE

The program is still at least six months away, or longer, for most people in the county. Individual city councils will decide whether to sign up their towns. Pe Ell already has said yes.

The Lewis County Commission will decide which parts of the rural areas, if any, will have curbside recycling pickup.

Everyone who is signed up for home garbage pickup would be automatically signed up for this recycling program, along with its fee of about \$4 or \$5 per month.

The news that the recycling charge would be mandatory didn't sit well with a few people at the Winlock meeting. One man who remembered the penny-pinching of the Great Depression said this was just another example of nickel-and-diming people.

There are choices available that would lessen or even eliminate the economic effect, officials replied.

Those who don't already recycle would produce far less trash after they started, and so could cut back on their garbage service. That would result in a smaller garbage bill, even after the small recycling fee.

There's also a kind of profit-sharing paid back to all customers — a "commodity" payment of a dollar or so a month on all garbage bills would help offset part of the recycling fee.

And for those disgusted with the whole proposition, it's good to remember that people aren't required to subscribe to home garbage pickup and the proposed recycling.

Personally, I call it a bargain.

I actually consider it something of a marvel that my family's trash disappears (at least from my life) every Wednesday.

I don't mind the \$19 a month we already pay for trash service. A permanent end to my recycling sorting, even if it cost another few bucks a month, would be an even better deal for our household.

Better Curb Recycling, Expansion of System in County Have Merit

Convenience is undoubtedly one of the biggest factors involved in whether people choose to recycle a wide range of household waste.

Unfortunately, the current curbside recycling program in Lewis County does not lend itself to convenience and is believed to be a major factor in the reduction in recycling in the past decade or more.

Recycling helps to reduce waste and involve people in the cleaner environment effort and ethic. It can also reduce the cost to households of garbage disposal.

Fortunately, a new recycling program is being contemplated by the Lewis County Solid Waste Utility that will make it decidedly more convenient for people to recycle. We commend the Solid Waste Utility folks for taking the initiative on proposing the new program.

Public meetings to explain the proposal are scheduled for Tuesday at the Olequa Senior Center in Winlock, March 13 at the Bob Lyle Community Center in Morton and March 20 at the Twin Cities Senior Center between Chehalis and Centralia. All the meetings begin at 7 p.m.

Note that the meetings are also for Solid Waste to inform the public in areas of the county that don't now have curbside recycling about the possible extension of the service.

The way the recycling program works now is cumbersome and inefficient, both for household recyclers and Solid Waste. Recyclable items, such as aluminum, paper and glass, must be separated and put in three bins on the curbside.

With the new system, there would be only one container to deal with — a 95-gallon rolling plastic bin. Best of all, items (except for glass, which would be collected separately at centralized locations) could be commingled in the one can. No longer would eligible household waste need to be separated — just dump it all in one bin, including newspapers and other paper, cardboard boxes, telephone books, plastic milk and juice bottles and aluminum cans.

That ought to encourage more recycling, despite the relatively minor cost to households to have it hauled away. Anticipated extra cost for the new program over existing curbside recycling bills will likely be only a few dollars a month, said Ed Lewis, manager of LeMay Inc., hauler for curbside recyclables in Centralia (Superior Refuse in Chehalis).

The commingling has already been successful in other counties, such as Pierce and Grays Harbor, by steadily increasing recycling and decreasing the amount of garbage that goes to land fills, said Pat Campbell, solid waste manger for the county.

"You will cut your trash in half in two weeks," Lewis said. As Campbell notes, at least half the garbage in most households is recyclable.

And cutting trash disposal could very well provide an overall savings for householders. They could put their 65-gallon garbage cans out for pickup less frequently (every two weeks or month instead of every week, for example), the savings from which could more than offset any increase in recycling bills.

"It's a heck of a deal. Everybody wins," said Lewis. It certainly sounds like it. We hope there is good public attendance at the upcoming meetings and that the commingle program gets good support.

CURBSIDE EXPANSION: Along with changing the curbside recycling to a one container-commingle system, county Solid Waste is also contemplating extension of the service. The curbside program is now limited to the greater Centralia-Chehalis area.

Public comment at the three upcoming meetings in the county will help determine whether and where the service next becomes available. Of course, as with the existing program, it would be voluntary. No household is forced to participate.

It will be up to the other cities in the county (Morton, Mossyrock, Napavine, Toledo, Pe Ell, Winlock, and Vader) whether they choose to provide the service and contract with haulers for it.

The Lewis County Commission will decide whether and where the curbside recycling will be extended in unincorporated areas of the county.

More information about the proposed changes can be obtained by calling the Solid Waste Utility at 740-1452.

APPENDIX F
Material Definitions

APPENDIX F

Material Definitions

The below list of materials and definitions were used in the waste composition profiles in Chapter 4 of this plan.

PAPER

1. **Newspaper:** Newspaper means paper used in newspapers. Examples include newspaper and glossy inserts, and all items made from newsprint, such as free advertising guides, election guides, plain news packing paper, stapled college schedules of classes, and tax instruction booklets.
2. **Cardboard:** Cardboard means unwaxed Kraft paper corrugated containers and boxes, unless poly- or foil-laminated. This category also includes paper bags and sheets made from Kraft paper (including paper grocery bags, fast food bags, department store bags, and heavyweight sheets of Kraft packing paper).
3. **Mixed Low-grade:** Mixed low-grade paper includes high-grade white or light-colored bond and copy machine papers and envelopes, continuous-feed computer printouts and forms of all types, colored paper, notebook paper, envelopes, egg cartons, paperback books, frozen food packaging, junk mail, glossy magazines and catalogs, milk cartons and other aseptic containers (including gable-top containers such as orange juice cartons), juice drink boxes, phone books and real estate directories, and other miscellaneous paper.
4. **Paper/Other Materials:** Paper/other materials include compostable paper, non-recyclable paper, and other remainder or composite paper. Examples include food-soiled paper, waxed cardboard, carbon paper, paper packaging with metal or plastic parts, hardcover books, waxed corrugated cardboard, and photographs.

PLASTIC

5. **Plastic Bottles and Tubs:** Plastic bottles and tubs includes PETE bottles #1 (including soda bottles), HDPE plastics #2 (including milk, juice, detergent, and other bottles), bottles #3-7 (including some salad dressings, vegetable oils, juices, syrup, shampoo, and vitamins), and plastic tubs.
6. **Film and Bags:** Film and bags means all plastic films and bags. To be counted in this category, the material must be flexible (i.e., could be bent without making a noise).
7. **Other Plastic:** Other plastics include plastic packaging (besides tubs, bottles, film and bags), HDPE motor oil bottles, finished plastic products (including toys, toothbrushes, vinyl hose, shower curtains, non-C&D fiberglass resin products), expanded polystyrene (#6), and durable plastics (including plastic outdoor furniture, plastic toys, large paint/food buckets, CDs, house siding, housings for electronics, tool boxes, sewing kits, and plastic pipes and fittings).

GLASS

8. **Glass Bottles and Containers:** Glass bottles and containers include bottles and jars that are clear, green, brown or colored glass.
9. **Other Glass:** Other glass includes flat glass (including glass windowpanes, tabletops, flat automotive window glass) and other remainder or composite glass (items made mostly of glass but combined with other materials including Pyrex, crystal and other glass tableware, mirrors, non-fluorescent light bulbs, and auto windshields).

METAL

10. **Aluminum Cans:** Aluminum cans means any food or beverage container made mainly of aluminum including aluminum soda or beer cans, and some pet food cans.
11. **Other Non-ferrous:** Other non-ferrous means any metal item, other than aluminum cans, that is not stainless steel and that is not magnetic. These items may be made of aluminum, copper, brass, bronze, lead, zinc, or other metals. Examples include aluminum window frames, aluminum siding, copper wire, shell casings, brass pipe, and aluminum foil.
12. **Tin Cans:** Tin cans means rigid containers made mainly of steel. These items will stick to a magnet and may be tin-coated. This type is used to store food, beverages, paint, and a variety of other household and consumer products. Examples include canned food and beverage containers, empty metal paint cans, empty spray paint and other aerosol containers, and bimetal containers with steel sides and aluminum ends.
13. **Other Ferrous:** Other ferrous means any iron or steel that is magnetic or any stainless steel item. This type does not include "tin/steel cans". Examples include structural steel beams, metal clothes hangers, metal pipes, stainless steel cookware, security bars, and scrap ferrous items.
14. **Mixed Metals:** Mixed metals include computer related electronics, TVs and CRTs, white goods (large household appliances), small consumer electronics (cell phones, computer games, digital cameras), and brown goods (larger, non-portable electronic goods that have some circuitry like microwaves, stereos, VCRs).

ORGANICS

15. **Yard Debris:** Yard debris includes grass clippings, leaves and weeds, and prunings.
16. **Food:** Food means food material resulting from the processing, storage, preparation, cooking, handling, or consumption of food. This type includes material from industrial, commercial, or residential sources. Examples include discarded meat scraps, dairy products, egg shells, fruit or vegetable peels, and other food items from homes, stores, and restaurants. This type includes grape pomace and other processed residues or material from canneries, wineries, or other industrial sources.
17. **Textiles:** Textiles means items made of thread, yarn, fabric, or cloth. Examples include clothes, fabric trimmings, draperies, and all natural and synthetic cloth fibers. This type does not include cloth-covered furniture, mattresses, leather shoes, leather bags, or leather belts.

18. **Miscellaneous Organics:** Miscellaneous organics includes carpeting, carpet padding, disposable diapers, rubber products, cosmetics, leather, ash, dust, agricultural crop residues, manure, sewage solids, industrial sludge, rock, soil, fines, and other remainder or composite organics (including cigarette butts, diapers, feminine hygiene products, and wood products).

C&D DEBRIS

19. **Wood:** Wood includes dimension lumber, pallets, treated wood, roofing, contaminated wood, plywood, particle board / fiberboard, wood products, and other wood waste.
20. **Other C&D:** Construction and demolition includes ceramics, porcelain, china, non-C&D ceramics, rocks and brick, concrete, soil, dirt, non-distinct fines, gypsum board, fiberglass insulation, other fiberglass, roofing waste, asphalt, and other C&D materials that did not fit into one of the above categories.

SPECIAL WASTE

21. **Tires:** Tires means vehicle tires. Examples include tires from trucks, automobiles, motorcycles, heavy equipments, and bicycles.
22. **Bulky Items:** Bulky Items means large hard to handle items that are not defined separately, including furniture, mattresses, and other large items. Examples include all sizes and types of furniture, mattresses, box springs, and base components.
23. **Paints and Solvents:** Paints and solvents include latex paint (water-based), oil-based paint (solvent-based), and solvents (including chlorinated or flammable solvents, paint strippers, solvents contaminated with other products such as paints, degreasers, other cleaners if the primary ingredient is a solvent, and alcohols such as methanol and isopropanol).
24. **Vehicle & Equipment Fluids:** Vehicle and equipment fluids means containers with fluids used in vehicles or engines, except used oil. Examples include used antifreeze and brake fluid. This type does not include empty vehicle and equipment fluid containers.
25. **Other Special Waste:** Other special waste includes medical waste (including syringes, tubing, bandages, and medicine), batteries (including both dry cell and lead acid), remainder or composite household hazardous waste (including pesticides, caustic cleaners, and fluorescent light bulbs), and remainder or composite special waste (including include asbestos-containing materials, pipe insulation and floor tiles, auto-bodies, and artificial fireplace logs).

MIXED RESIDUE

26. **Mixed Residue:** Mixed residue means miscellaneous organics (such as wax) and residuals (small pieces of paper and plastic, also containing small pieces of broken glass and other materials).

APPENDIX G

Lewis County Detailed Waste Composition Tables

APPENDIX G

Lewis County Detailed Waste Composition Tables

Residential Waste

| | Tons | % |
|------------------------------|---------------|---------------|
| Paper | 4,860 | 22.8% |
| Newspaper | 550 | 2.6% |
| OCC/Kraft | 339 | 1.6% |
| Mixed Low Grade | 2,086 | 9.8% |
| Remainder/Composite Paper | 1,884 | 8.8% |
| Plastic | 2,717 | 12.7% |
| Plastic Bottles and Tubs | 552 | 2.6% |
| Film and Bags | 1,214 | 5.7% |
| Other Plastic | 950 | 4.5% |
| Glass | 657 | 3.1% |
| Glass Bottles and Containers | 613 | 2.9% |
| Other Glass | 43 | 0.2% |
| Metal | 1,282 | 6.0% |
| Aluminum Cans | 110 | 0.5% |
| Other Non-Ferrous Metal | 76 | 0.4% |
| Tin Cans | 343 | 1.6% |
| Other Ferrous Metal | 247 | 1.2% |
| Mixed Metal | 505 | 2.4% |
| Organics | 6,853 | 32.1% |
| Yard Debris | 978 | 4.6% |
| Food | 3,714 | 17.4% |
| Textiles | 926 | 4.3% |
| Miscellaneous Organics | 1,236 | 5.8% |
| C&D Debris | 1,273 | 6.0% |
| Wood | 950 | 4.5% |
| Mixed C&D | 323 | 1.5% |
| Special Waste | 1,080 | 5.1% |
| Tires | 17 | 0.1% |
| Bulky Items | 171 | 0.8% |
| Paint | 6 | 0.0% |
| Vehicle & Equipment Fluids | 18 | 0.1% |
| Other Special Waste | 867 | 4.1% |
| Mixed Residue | 2,616 | 12.3% |
| Mixed Residue | 2,616 | 12.3% |
| Totals | 21,337 | 100.0% |

Commercial Waste

| | Tons | % |
|------------------------------|---------------|---------------|
| Paper | 9,203 | 33.6% |
| Newspaper | 937 | 3.4% |
| OCC/Kraft | 2,214 | 8.1% |
| Mixed Low Grade | 3,006 | 11.0% |
| Remainder/Composite Paper | 3,046 | 11.1% |
| Plastic | 2,836 | 10.3% |
| Plastic Bottles and Tubs | 489 | 1.8% |
| Film and Bags | 1,316 | 4.8% |
| Other Plastic | 1,031 | 3.8% |
| Glass | 957 | 3.5% |
| Glass Bottles and Containers | 553 | 2.0% |
| Other Glass | 405 | 1.5% |
| Metal | 2,214 | 8.1% |
| Aluminum Cans | 57 | 0.2% |
| Other Non-Ferrous Metal | 93 | 0.3% |
| Tin Cans | 235 | 0.9% |
| Other Ferrous Metal | 1,120 | 4.1% |
| Mixed Metal | 710 | 2.6% |
| Organics | 7,742 | 28.2% |
| Yard Debris | 1,113 | 4.1% |
| Food | 4,447 | 16.2% |
| Textiles | 420 | 1.5% |
| Miscellaneous Organics | 1,762 | 6.4% |
| C&D Debris | 3,579 | 13.1% |
| Wood | 2,146 | 7.8% |
| Mixed C&D | 1,432 | 5.2% |
| Special Waste | 689 | 2.5% |
| Tires | 234 | 0.9% |
| Bulky Items | 242 | 0.9% |
| Paint | 13 | 0.0% |
| Vehicle & Equipment Fluids | 10 | 0.0% |
| Other Special Waste | 189 | 0.7% |
| Mixed Residue | 201 | 0.7% |
| Mixed Residue | 201 | 0.7% |
| Totals | 27,422 | 100.0% |

Self Haul Waste

| | Tons | % |
|------------------------------|---------------|---------------|
| Paper | 2,914 | 12.8% |
| Newspaper | 186 | 0.8% |
| OCC/Kraft | 905 | 4.0% |
| Mixed Low Grade | 745 | 3.3% |
| Remainder/Composite Paper | 1,077 | 4.7% |
| Plastic | 2,716 | 11.9% |
| Plastic Bottles and Tubs | 187 | 0.8% |
| Film and Bags | 567 | 2.5% |
| Other Plastic | 1,963 | 8.6% |
| Glass | 423 | 1.9% |
| Glass Bottles and Containers | 292 | 1.3% |
| Other Glass | 132 | 0.6% |
| Metal | 2,239 | 9.8% |
| Aluminum Cans | 67 | 0.3% |
| Other Non-Ferrous Metal | 62 | 0.3% |
| Tin Cans | 136 | 0.6% |
| Other Ferrous Metal | 1,232 | 5.4% |
| Mixed Metal | 742 | 3.3% |
| Organics | 4,162 | 18.2% |
| Yard Debris | 1,047 | 4.6% |
| Food | 1,577 | 6.9% |
| Textiles | 471 | 2.1% |
| Miscellaneous Organics | 1,067 | 4.7% |
| C&D Debris | 8,526 | 37.3% |
| Wood | 4,589 | 20.1% |
| Mixed C&D | 3,938 | 17.2% |
| Special Waste | 988 | 4.3% |
| Tires | 3 | 0.0% |
| Bulky Items | 620 | 2.7% |
| Paint | 57 | 0.3% |
| Vehicle & Equipment Fluids | 9 | 0.0% |
| Other Special Waste | 300 | 1.3% |
| Mixed Residue | 873 | 3.8% |
| Mixed Residue | 873 | 3.8% |
| Totals | 22,842 | 100.0% |

APPENDIX H

Legal Descriptions of Service Areas and Rate Sheets

Community Waste & Recycling

Tariff No. 4

Cancels

Tariff No. 3

of

Jeffery K. Cummins

(Name of Solid Waste Collection Company)

Community Waste & Recycling

(Registered trade name of Solid Waste Collection Company)

Certificate Number G-219

NAMING RATES FOR THE COLLECTION, TRANSPORTATION, AND DISPOSAL OF SOLID WASTE, AND IF NOTED, RECYCLING AND YARDWASTE IN THE FOLLOWING DESCRIBED TERRITORY:

(NOTE: If this tariff applies in only a portion of a company's certificate authority, a map accurately depicting the area in which the tariff applies must be attached to the tariff)

SOLID WASTE COLLECTION SERVICE in that portion of Lewis County described as follows T 11 N, R 2 W, Sections 33, 32, 31, 30, 29, 28, 21, 20 and 19

SOLID WASTE COLLECTION SERVICE in that portion of Cowlitz County described as follows: T 10 N, R 3 W, Sections 3, 4, and 10.

SOLID WASTE COLLECTION SERVICE in that area commonly known as the community of Ryderwood located in Cowlitz County under contract with RYDERWOOD IMPROVEMENT & SERVICE ASSOCIATION

person issuing tariff Jeff Cummins
Address of issuing agent: 157 Black Bird Lane
City, State/Zip Code: Chehalis, WA. 98532
Phone number 360-748-7387
E-mail jkcummins@juno.com

Refer Contact to
Company Representative
Jeff Cummins
Owner
360-748-7387
jkcummins@juno.com

Issued By Jeff Cummins
Issue date: 11/22/02

Effective date: 12/31/02

(For Official Use Only)

Docket No. TG-021579 Date: 12-11-02

By: Cba

Community Waste & Recycling

Item 100 A – Residential Service -- Monthly Rates

Rates in this item apply:

- (1) To solid waste collection, curbside recycling (where noted) and yardwaste collection services (where noted) for residential property. This includes single family dwellings, duplexes, apartments, mobile homes, condominiums, etc., where service is billed directly to the occupant of each residential unit; and/or
- (2) When required by a local government service level ordinance solid waste collection, curbside recycling, and yardwaste service must be provided for single-family dwellings, duplexes, mobile homes, condominiums and apartment buildings of less than ___ residential units, where service is billed to the property owner or manager.

Rates below apply in the following service area: **Lewis County**

| Number of Units or Type of Container | Frequency of Service | Garbage Service Rate | Recycle Service Rate | Yardwaste Service Rate | Number of Units or Type of Container | Frequency of Service | Garbage Service Rate | Recycle Service Rate | Yardwaste Service Rate |
|--------------------------------------|----------------------|----------------------|----------------------|------------------------|--------------------------------------|----------------------|----------------------|----------------------|------------------------|
| Mni can | weekly | 8.00 | | | | | | | |
| 1 can | weekly | 10.00 | | | | | | | |
| 2 can | weekly | 15.00 | | | | | | | |
| | | | | | | | | | |
| 1 can | monthly | 5.00 | | | | | | | |
| | | | | | | | | | |
| | | | | | | | | | |
| | | | | | | | | | |
| | | | | | | | | | |

Frequency of Service Codes: WG=Weekly Garbage; EOWG=Every Other Week Garbage; MG=Monthly Garbage; WR=Weekly Recycling; EOWR=Every Other Week Recycling; MR=Monthly Recycling
 List others used:

Note 1: Customers will be charged for service requested even if fewer units are picked up on a particular trip. No credit will be given for partially filled cans. No credit will be given if customer fails to set receptacles out for collection.

Note 2: The charge for an occasional extra residential bag, can, unit, toter, mini-can, or micro-mini can on a regular pickup is: \$3.50

Issued By Jeff Cummins
 Issue date: 11/22/02

Effective date: 12/31/02

(For Official Use Only)

Docket No. 021579

Date: 12-11-02

By: [Signature]

Community Waste & Recycling

Item 150 – Loose and Bulky Material

Lewis County Area

| <u>Regular Route</u> | 1 to 4 cubic yards Rate per Yard | each Additional cubic Yard | Carry Charge Per Pickup | Per each 5 feet over 8 feet |
|-----------------------------------|--|-------------------------------|----------------------------|--------------------------------|
| Bulky materials | \$7.50 | \$7.50 | \$7.50 | \$2.00 |
| Loose material (customer load) | \$9.00 | \$9.00 | \$9.00 | \$4.00 |
| Loose material (Company load) | \$9.00 | \$9.00 | \$9.00 | \$4.00 |

Item 150 – Loose and Bulky Material

Cowlitz County Area

| <u>Regular Route</u> | 1 to 4 cubic yards Rate per Yard | each Additional cubic Yard | Carry Charge Per Pickup | Per each 5 feet over 8 feet |
|-----------------------------------|--|-------------------------------|----------------------------|--------------------------------|
| Bulky materials | \$5.00 | \$5.00 | \$5.00 | \$2.00 |
| Loose material (customer load) | \$6.00 | \$6.00 | \$6.00 | \$4.00 |
| Loose material (Company load) | \$6.00 | \$6.00 | \$6.00 | \$4.00 |

Item 230 – Disposal Fees

Charges in this item apply when other items in the tariff specifically refer to this item.

| Disposal site | Type of Material | Fees for disposal |
|---------------------|----------------------|-------------------------|
| Cowlitz County | Compacted | \$ 39.30 per Ton |
| Cowlitz County | Non-Compacted | \$ 39.30 per Ton |
| Lewis County | Compacted | \$ 82.00 per Ton |
| Lewis County | Non-Compacted | \$ 82.00 per Ton |

State whether fees are per yard, per ton, etc. Include charges assessed for special commodities (tires, appliances, asbestos, etc.) or special conditions at each specific disposal site. Attach additional sheets as necessary.

Issued By Jeff Cummins
Issue date: 11/22/02

Effective date: 12/31/02

(For Official Use Only)

Docket No. 021599 Date: ~~12-11-02~~ 12-11-02 By: Cba

Community Waste & Recycling

Item 245 - Container Service - Dumped in Company Vehicle
Non Compacted Material (Customer Owned Container)
Includes Commercial Can Service
 Rates stated per container per pickup

| <u>Permanent Service</u> | <u>Can or Unit</u> | <u>Min. Mo. Charge</u> |
|--------------------------|--------------------|------------------------|
| Lewis County Area | \$2.30 | \$10.00 |
| Cowlitz County Area | \$1.55 | \$6.70 |

Item 300 – List of Abbreviations and Symbols Used in This Tariff

- (A) Denotes increases.
- (R) Denotes decreases.
- (C) Denotes changes in wording, resulting in neither increases or decreases.
- (N) Denotes new rates, services, or rules
- *** Denotes that material previously shown has been deleted.
- Yd. or yd. are abbreviations for yard
- Cu. or cu. are abbreviations for cubic.

Issued By Jeff Cummins
 Issue date: 11/22/02

Effective date: 12/31/02

(For Official Use Only)

Docket No. 021579

Date: 12-11-02

By: cla

Tariff No. 9.3

Cancels

Tariff No. 9.2

of

Harold LeMay Enterprises, Inc.
(Name of Solid Waste Collection Company)

City Sanitary Co., Joe's Refuse, White Pass Garbage
(Registered trade name of Solid Waste Collection Company)
Certificate Number G- 98

**NAMING RATES FOR THE COLLECTION, TRANSPORTATION, AND DISPOSAL OF
SOLID WASTE, AND IF NOTED, RECYCLING AND YARDWASTE
IN THE FOLLOWING DESCRIBED TERRITORY:**

(NOTE: If this tariff applies in only a portion of a company's certificate authority,
a map accurately depicting the area in which the tariff applies must be attached to the tariff)

In Lewis County
In South Thurston County below 142nd (Appendix A)
In Southeastern Pierce county (Elbe/Ashford)

Name of person issuing tariff John Lloyd
Mailing address of issuing agent: P.O. Box 44459
City, State/Zip Code: Tacoma, WA 98448
Telephone number, including area code: 253-537-8687
FAX number, if any: 253-536-4426
E-mail address, if any: johnlloyd@lemayinc.com

Official UTC requests for information regarding consumer questions and/or complaints should be referred to the following company representative:

Name: Ed Lewis
Title: Regional Manager
Phone: 360-330-5294
E-Mail: centraliaoffice@lemayinc.com
Fax: 360-736-8599

Issue Date: November 16, 2007

Effective Date: January 1, 2008

(For Official Use Only)

FOR OFFICIAL USE ONLY
Docket: TG-072224
Agenda Date: Dec. 27, 2007
Effective Date: Jan. 1, 2008

Tariff No. 9.3

0 Revised Page No. 21

Company Name/Permit Number: Harold LeMay Enterprises, Inc. G-98
 Registered Trade Name: City Sanitary, Joe's Refuse, White Pass Garbage

Item 100 – Residential Service -- Monthly Rates (continued on next page)

Rates in this item apply:

- (1) To solid waste collection, curbside recycling (where noted) and yardwaste collection services (where noted) for residential property. This includes single family dwellings, duplexes, apartments, mobile homes, condominiums, etc., where service is billed directly to the occupant of each residential unit; and/or
- (2) When required by a local government service level ordinance solid waste collection, curbside recycling, and yardwaste service must be provided for single-family dwellings, duplexes, mobile homes, condominiums and apartment buildings of less than 2 residential units, where service is billed to the property owner or manager.

Rates below apply in the following service area: **Lewis County (except area designated RSA-1) and southeastern Pierce County (Elbe, Ashford areas)**

| Number of Units or Type of Container | Frequency of Service | Garbage Service Rate |
|--------------------------------------|----------------------|----------------------|
| 1 | MG | \$ 5.95 |
| 1 | WG | 12.80 |
| 2 | WG | 18.85 |
| 3 | WG | 24.60 |
| 4 | WG | 30.35 |
| 5 | WG | 36.10 |
| 6 | WG | 41.85 |

| Number of Units or Type of Container | Frequency of Service | Garbage Service Rate |
|--------------------------------------|----------------------|----------------------|
| Mini | WG | 9.90 |
| 65 Gal** | MG | \$ 8.30 |
| 65 Gal** | EOWG | 12.80 |
| 65 Gal** | WG | 18.85 |
| 95 Gal** | MG | 10.20 |
| 95 Gal** | EOWG | 20.10 |
| 95 Gal** | WG | 24.60 |
| **Company Provided | | |

Frequency of Service Codes: WG=Weekly Garbage; EOWG=Every Other Week Garbage; MG=Monthly Garbage; WR=Weekly Recycling; EOWR=Every Other Week Recycling; MR=Monthly Recycling

- Note 1: Customers will be charged for service requested even if fewer units are picked up on a particular trip. No credit will be given for partially filled cans. No credit will be given if customer fails to set receptacles out for collection.
- Note 2: For customers on automated service routes: The company will assess roll-out charges where, due to circumstances outside the control of the driver, the driver is required to move an automated cart or toter more than 25 feet in order to reach the truck. The charge for this roll-out service is: \$.90 per cart or toter, per pickup.
- Note 3: Customers may request no more than one pickup per month, on an "on call" basis, at \$ 5.95 per can/unit. Service will be rendered on the normal scheduled pickup day for the area in which the customer resides. Note: If customer requires service be provided on other than normal scheduled pickup day, rates for special pickups will apply.

Issued By: John Lloyd

Issue Date: November 16, 2007

Effective Date: January 1, 2008

(For Official Use Only)

FOR OFFICIAL USE ONLY
 Docket: TG-072224
 Agenda Date: Dec. 27, 2007
 Effective Date: Jan. 1, 2008

Tariff No. 9.3

0 Revised Page No. 22

Company Name/Permit Number: Harold LeMay Enterprises, Inc. G-98
Registered Trade Name: City Sanitary, Joe's Refuse, White Pass Garbage

Item 100 – Residential Service – Monthly Rates (continued from previous page)

Note 4: The charge for an occasional extra residential bag, can, unit, toter, mini-can, or micro-mini can on a regular pickup is:

| Type of receptacle | Rate per receptacle, per pickup |
|-----------------------|------------------------------------|
| 32-gallon can or unit | \$ 4.20 |
| Mini-can | \$ 4.20 |
| 60-gallon toter | \$ 8.40 |
| 90-gallon toter | \$ 12.60 |
| Prepaid Bag | \$ 4.20 |
| Other: | \$ |

Issued By: John Lloyd

Issue Date: November 16, 2007

Effective Date: January 1, 2008

(For Official Use Only)

FOR OFFICIAL USE ONLY

Docket: TG-072224

Agenda Date: Dec. 27, 2007

Effective Date: Jan. 1, 2008

Tariff No. 9.3

0 Revised Page No. 23

Company Name/Permit Number: Harold LeMay Enterprises, Inc. G-98
 Registered Trade Name: City Sanitary, Joe's Refuse, White Pass Garbage

Item 100 – Residential Service -- Monthly Rates (continued on next page)

Rates in this item apply:

- (1) To solid waste collection, curbside recycling (where noted) and yardwaste collection services (where noted) for residential property. This includes single family dwellings, duplexes, apartments, mobile homes, condominiums, etc., where service is billed directly to the occupant of each residential unit; and/or
- (2) When required by a local government service level ordinance solid waste collection, curbside recycling, and yardwaste service must be provided for single-family dwellings, where service is billed to the property owner or manager.

Rates below apply in the following service area: Lewis County Designated RSA-1

| Number of Units or Type of Container | Frequency of Service | Garbage Service Rate |
|--------------------------------------|----------------------|----------------------|
| 1 | MG | \$ 5.95 |
| 1 | WG | 12.80 |
| 2 | WG | 18.85 |
| 3 | WG | 24.60 |
| 4 | WG | 30.35 |
| 5 | WG | 36.10 |
| 6 | WG | 41.85 |
| Mini | WG | 9.90 |

| Number of Units or Type of Container | Frequency of Service | Garbage Service Rate | |
|--------------------------------------|----------------------|----------------------|-----|
| 45 Gal** | MG | \$ 8.00 | (N) |
| 45 Gal** | EOWG | 12.15 | (N) |
| 45 Gal** | WG | 17.55 | (N) |
| 65 Gal** | MG | \$ 8.30 | |
| 65 Gal** | EOWG | 12.80 | |
| 65 Gal** | WG | 18.85 | |
| 95 Gal** | MG | 10.20 | |
| 95 Gal** | EOWG | 20.10 | |
| 95 Gal** | WG | 24.60 | |
| **Company Provided | | | |

Frequency of Service Codes: WG=Weekly Garbage; EOWG=Every Other Week Garbage; MG=Monthly Garbage; WR=Weekly Recycling; EOWR=Every Other Week Recycling; MR=Monthly Recycling

Note 1: Customers will be charged for service requested even if fewer units are picked up on a particular trip. No credit will be given for partially filled cans. No credit will be given if customer fails to set receptacles out for collection.

Note 2: In addition to regular garbage charges, customers will pay \$ 5.46 (A) for recycling. Additionally, these customers will receive a commodity price adjustment (cpa) of (\$ 1.09) (credit) (R) per month. Recycle only service is \$ 6.46 (A) adjusted for the cpa. As the new co-mingled program is implemented, customers will not be charged for recycling until the first month in which they receive service. All customers in RSA-1 will receive service by March 31, 2008..

Description/rules related to recycling program are shown on page 23.

Notes for this item are continued on next page. Recycle service rates on this page expire: January 1, 2009

Issued By: John Lloyd

Issue Date: November 16, 2007

Effective Date: January 1, 2008

(For Official Use Only)

FOR OFFICIAL USE ONLY
 Docket: TG-072224
 Agenda Date: Dec. 27, 2007
 Effective Date: Jan. 1, 2008

Tariff No. 9.3

0 Revised Page No. 24

Company Name/Permit Number: Harold LeMay Enterprises, Inc. G-98
Registered Trade Name: City Sanitary, Joe's Refuse, White Pass Garbage

Item 100 – Residential Service – Monthly Rates (continued from previous page)

Note 3.: For customers on automated service routes: The company will assess roll-out charges where, due to circumstances outside the control of the driver, the driver is required to move an automated cart or toter more than 25 feet in order to reach the truck. The charge for this roll-out service is: \$.90 per cart or toter, per pickup.

Note 4: The charge for an occasional extra residential bag, can, unit, toter, mini-can, or micro-mini can on a regular pickup is:

| Type of receptacle | Rate per receptacle, per pickup |
|-----------------------|---------------------------------|
| 32-gallon can or unit | \$ 4.20 |
| 60-gallon toter | \$ 8.40 |
| 90-gallon toter | \$ 12.60 |
| | |
| Prepaid bag | \$ 4.20 |

Note 5: Customers may request no more than one pickup per month, on an "on call" basis, at \$ 5.95 per can/unit. Service will be rendered on the normal scheduled pickup day for the area in which the customer resides. Note: If customer requires service be provided on other than normal scheduled pickup day, rates for special pickups will apply.

Curbside recycling provisions shown on this page apply only in the following service area:

Lewis County designated RSA-1 per Ordinance No. 1196

Co-mingled recycling collected every-other week in one 96 gallon wheeled cart. Materials to be collected are newspaper, cardboard, aluminum cans, cardboard milk and juice cartons, magazines, paperboard, tin cans, plastic bottles and jugs, and mixed waste paper.

Issued By: John Lloyd

Issue Date: November 16, 2007

Effective Date: January 1, 2008

(For Official Use Only)

FOR OFFICIAL USE ONLY

Docket: TG-072224

Agenda Date: Dec. 27, 2007

Effective Date: Jan. 1, 2008

Tariff No. 9.3

0 Revised Page No. 29

Company Name/Permit Number: Harold LeMay Enterprises, Inc. G-98
Registered Trade Name: City Sanitary, Joe's Refuse, White Pass Garbage

Item 105 – Multi-family service (In Lewis County designed RSA-1)

Service is provided as designated in Lewis County Ordinance No. 1196

Rates in this item will apply to duplexes, apartment complexes containing 2 or more units, mobile homes and courts, condominiums, etc., where service is billed to and paid by the residential property owner or manager.

Units and frequency of service:

Units of four or fewer residences will be served with wheeled approximately 96 gallon carts which will be collected bi-weekly. Complexes will receive one cart per residence unless otherwise requested by the property owner/manager.

Units of greater than four residences will be serviced with wheeled carts approximately 96 gallons which will be collected bi-weekly. Since service is voluntary, complexes will only pay for the number of requested containers.

Materials to be collected are as follows:

Newspaper, cardboard, aluminum cans, cardboard milk and juice cartons, magazines, paperboard, tin cans, plastic bottles and jugs, and mixed waste paper.

Rates:

Complexes of four or fewer units will be charged \$5.42 per resident regardless of participation. Complexes greater than four units will be charged \$5.42 per container on a voluntary basis. In addition to the above rates customers will receive a commodity price adjustment of (\$1.09) per chargeable unit.

Implementation period: Rates will be charged within 15 days of customer either receiving containers or being offered service. All customers will be offered service by April 1, 2008.

Recycling service rates on this page expire: January 1, 2009

Issued By: John Lloyd

Issue Date: November 16, 2007

Effective Date: January 1, 2008

(For Official Use Only)

FOR OFFICIAL USE ONLY

Docket: TG-072224

Agenda Date: Dec. 27, 2007

Effective Date: Jan. 1, 2008

Tariff No. 9.3

0 Revised Page No. 38

Company Name/Permit Number: Harold LeMay Enterprises, Inc. G-98
 Registered Trade Name: City Sanitary, Joe's Refuse, White Pass Garbage

Item 240 – Container Service – Dumped in Company's Vehicle
Non-Compacted Material (Company-owned container)
 Rates stated per container, per pickup

Service Area: Lewis County and Southeastern Pierce County

| Permanent Service | Size or Type of Container | | | | | | |
|-----------------------------|---------------------------|----------|----------|----------|----------|----------|----------|
| | 1 Yard | 1.5 Yard | 2 Yard | 3 Yard | 4 Yard | 5 Yard | 6 Yard |
| Monthly Rent, if applicable | \$ | \$ | | \$ | \$ | \$ | \$ |
| First Pickup | \$ 22.40 | \$ 31.30 | \$ 39.10 | \$ 54.50 | \$ 61.75 | \$ 74.40 | \$ 88.85 |
| Each Additional Pickup | \$ 15.80 | \$ 21.60 | \$ 27.20 | \$ 39.65 | \$ 45.80 | \$ 55.80 | \$ 67.80 |
| Special Pickups | \$ 22.70 | \$ 30.32 | \$ 40.07 | \$ 50.18 | \$ 59.07 | \$ 69.22 | \$ 80.09 |
| Temporary Service | | | | | | | |
| Initial Delivery | \$ 20.00 | \$ 20.00 | \$ 20.00 | \$ 30.00 | \$ 30.00 | \$ 30.00 | \$ 30.00 |
| Pickup Rate | \$ 22.70 | \$ 30.32 | \$ 40.07 | \$ 50.18 | \$ 59.07 | \$ 69.22 | \$ 80.09 |
| Rent Per Calendar Day | \$.45 | \$.45 | \$.50 | \$.50 | \$.55 | \$.55 | \$.60 |
| Rent Per Month | \$ | \$ | | \$ | \$ | \$ | \$ |

- Note 1: Permanent Service:** Service is defined as no less than scheduled, every other week pickup, unless local government requires more frequent service or unless putrescibles are involved. Customer will be charged for service requested, even if fewer containers are serviced on a particular trip. No credit will be given for partially filled containers.
- Note 2: Permanent Service:** If rent is shown, the rate for the first pickup and each additional pickup must be the same. If rent is not shown, it is to be included in the rate for the first pickup.
- Note 3:** In addition to all other applicable charges, a charge of \$ 29.25 per yard (assessed on a pro rata basis) will be assessed if containers are filled past their visible limit, container lids will not close due to overfilling, or if additional materials are placed on or near the containers.

Accessorial charges assessed (lids, tarping, unlocking, unlatching, etc.):

Locking and unlockings \$.50 per occurrence.

Issued By: John Lloyd

Issue Date: November 16, 2007

Effective Date: January 1, 2008

(For Official Use Only)

FOR OFFICIAL USE ONLY

Docket: TG-072224

Agenda Date: Dec. 27, 2007

Effective Date: Jan. 1, 2008

Tariff No. 9.3

0 Revised Page No. 40

Company Name/Permit Number: Harold LeMay Enterprises, Inc. G-98
 Registered Trade Name: City Sanitary, Joe's Refuse, White Pass Garbage

Item 245 – Container Service – Dumped in Company's Vehicle
 Non-Compacted Material
 Includes Commercial Can Service
 Rates stated per container, per pickup

Service Area: Lewis County and Southeastern Pierce County

| Permanent Service | Size or Type of Container | | | | | |
|---|-----------------------------------|----------------------------------|----------------------------------|----|----|----|
| | 32-gallon Customer Provided | 65-Gallon Company Provided | 95-Gallon Company Provided | | | |
| First Five grouped together | \$ 2.55 | \$ | \$ | \$ | \$ | \$ |
| Over 5 units grouped together | \$ 2.41 | \$ | \$ | \$ | \$ | \$ |
| Single Cans not grouped | \$ 2.55 | \$ 5.09 | \$ 7.04 | | | |
| Minimum Monthly Charge (Min svc is 1 unit EOW) | \$ 11.00 | \$ 17.05 | \$ 20.65 | | | |
| Special Pickups | | | | | | |
| One Unit | \$ 10.80 | \$ 5.40 | \$ 6.75 | | | |
| Each Additional Unit | \$ 4.20 | | | | | |

Note 1: Permanent Service: Service is defined as no less than scheduled, every other week pickup, unless local government requires more frequent service or unless putrescibles are involved. Customer will be charged for service requested, even if fewer containers are serviced on a particular trip. No credit will be given for partially filled containers.

Note 2: Extra garbage on regular pickup day: \$4.20 per 32 gallon can or unit

Note 3: In lieu of monthly charge, per unit charges apply at mobile home parks or apartments with 5 or more units: 65 Gallon: \$ 4.85 95 Gallon: \$ 7.25

Accessorial charges assessed (lids, tarping, unlocking, unlatching, etc.):

Issued By: John Lloyd

Issue Date: November 16, 2007

Effective Date: January 1, 2008

(For Official Use Only)

FOR OFFICIAL USE ONLY
 Docket: TG-072224
 Agenda Date: Dec. 27, 2007
 Effective Date: Jan. 1, 2008

Tariff No. 9.3

0 Revised Page No. 42

Company Name/Permit Number: Harold LeMay Enterprises, Inc. G-98
 Registered Trade Name: City Sanitary, Joe's Refuse, White Pass Garbage

Item 260 – Drop Box Service – To Disposal Site and Return
Non-Compacted Material (Company-owned drop box)
 Rates stated per drop box, per pick up

Service Area: Lewis County

| Permanent Service | Size or Type of Container | | | | | |
|-----------------------------|---------------------------|-----------|-----------|----|----|----|
| | 20 Yard | 30Yard | 40 Yard | | | |
| Monthly Rent, if applicable | \$ 61.00 | \$ 78.00 | \$ 98.00 | \$ | \$ | \$ |
| First Pickup | \$ 150.00 | \$ 180.00 | \$ 210.00 | \$ | \$ | \$ |
| Each Additional Pickup | \$ 88.00 | \$ 97.00 | \$ 112.00 | \$ | \$ | \$ |
| Special Pickups | \$ | \$ | \$ | \$ | \$ | \$ |
| Temporary Service | | | | | | |
| Initial Delivery | \$ 75.00 | \$ 75.00 | \$ 75.00 | \$ | \$ | \$ |
| Pickup Rate | \$ 96.00 | \$ 107.00 | \$ 124.00 | \$ | \$ | \$ |
| Rent Per Calendar Day | \$ 4.50 | \$ 5.50 | \$ 6.35 | \$ | \$ | \$ |
| Rent Per Month | \$ | \$ | \$ | \$ | \$ | \$ |

- Note 1: Rates in this item are subject to disposal fees named in Item 230.
 Note 2: Rates named in this item apply for all hauls not exceeding 5 miles measured from the point of pickup to the disposal site. Excess miles shall be charged for at \$ 2.15 per mile or fraction of a mile. Mileage charge is in addition to all regular charges.
 Note 3: **Permanent Service:**
 (a) Service is defined as no less than scheduled, once a month pickup, unless local government requires more frequent service or unless putrescibles are involved.
 (b) If a drop box is retained by a customer for a full month and no pickups are ordered, the monthly rent shall be charged, but no charges will be assessed for pickups. Monthly rental charges will be prorated when a drop box is retained for only a portion of a month.
 (c) If rent is shown, the rate for the first pickup and each additional pickup must be the same. If rent is not shown, it is to be included in the rate for the first pickup.

Accessorial charges assessed (lids, tarping, unlocking, unlatching, etc.):

Issued By: John Lloyd

Issue Date: November 16, 2007

Effective Date: January 1, 2008

(For Official Use Only)

FOR OFFICIAL USE ONLY
 Docket: TG-072224
 Agenda Date: Dec. 27, 2007
 Effective Date: Jan. 1, 2008

Tariff No. 9.3

0 Revised Page No. 43

Company Name/Permit Number: Harold LeMay Enterprises, Inc. G-98
 Registered Trade Name: City Sanitary, Joe's Refuse, White Pass Garbage

Item 275 – Drop Box Service – To Disposal Site and Return
 Compacted Material (Customer-owned drop box)
 Rates stated per drop box, per pick up

Service Area: Lewis County

| Permanent Service | Size or Type of Container | | | | | |
|--------------------------|---------------------------|-----------|-----------|-----------|-----------|-----------|
| | 10 Yard | 15 Yard | 20Yard | 25Yard | 30Yard | 40Yard |
| Each Scheduled Pickup | \$ 90.00 | \$ 110.00 | \$ 115.00 | \$ 120.00 | \$ 125.00 | \$ 130.00 |
| Special Pickups | \$ 90.00 | \$ 110.00 | \$ 115.00 | \$ 120.00 | \$ 125.00 | \$ 130.00 |
| Temporary Service | | | | | | |
| Pickup Rate | \$ | \$ | \$ | \$ | \$ | \$ |

- Note 1: Rates in this item are subject to disposal fees named in Item 230.
- Note 2: Rates named in this item apply for all hauls not exceeding 5 miles measured from the point of pickup to the disposal site. Excess miles shall be charged for at \$ 2.20 per mile or fraction of a mile. Mileage charge is in addition to all regular charges.
- Note 3: Permanent Service is defined as no less than scheduled, once a month pickup, unless local government requires more frequent service or unless putrescibles are involved.

Accessorial charges assessed (lids, tarping, unlocking, unlatching, etc.):

Issued By: John Lloyd

Issue Date: November 16, 2007

Effective Date: January 1, 2008

(For Official Use Only)

FOR OFFICIAL USE ONLY
 Docket: TG-072224
 Agenda Date: Dec. 27, 2007
 Effective Date: Jan. 1, 2008

Tariff No. 9.3

0 Revised Page No. 18

Company Name/Permit Number: Harold LeMay Enterprises, Inc. G-98
Registered Trade Name: City Sanitary, Joe's Refuse, White Pass Garbage

Item 75 – Flat Monthly Charges

This rule applies in connection with Items 120, 130, 240, 245, 250, 255, 260, 265, 270, and 275.

A flat monthly charge may be assessed if computed as follows:

1. If weekly service is provided: Multiply the rate times 4.33 and then multiply that figure times the number of units picked up.
2. If every other week service is provided: Multiply the rate times 2.17 and then multiply that figure times the number of units picked up.
3. For Items 240, 250, 260, and 270: For permanent, regularly scheduled pickups, a flat monthly charge may be assessed if computed as follows:
 - a. For weekly service, each container provided:
 - i. If monthly rent is shown: monthly rent plus (4.33 times pickup rate times number of pickups per week)
 - ii. If monthly rent is not shown: 1st pickup rate plus (3.33 times additional pickup rate) plus (4.33 times additional pickup rate times additional weekly pickups).
 - b. For every-other week service, each container provided:
 - i. If monthly rent is shown: monthly rent plus (2.17 times pickup rate times number of pickups per week)
 - ii. If monthly rent is not shown: 1st pickup rate plus (1.17 times additional pickup rate) plus (2.17 times additional pickup rate times additional weekly pickups).

Issued By: John Lloyd

Issue Date: November 16, 2007

Effective Date: January 1, 2008

(For Official Use Only)

FOR OFFICIAL USE ONLY

Docket: TG-072224

Agenda Date: Dec. 27, 2007

Effective Date: Jan. 1, 2008

Tariff No. 9.3

0 Revised Page No. 30

Company Name/Permit Number: Harold LeMay Enterprises, Inc. G-98
Registered Trade Name: City Sanitary, Joe's Refuse, White Pass Garbage

Item 106 – Organic Waste Service

Description of Yard Waste Programs

(C) Organic waste service provisions shown apply only in the following service area: **Lewis County** defined as RSA-1

Following is a description of organic waste program (type of containers, frequency, etc.).

Voluntary curbside bi-weekly service in company provided 90-gallon container. Yard waste shall be understood to mean materials that consist of leaves, brush, tree trimmings, grass clippings, weeds, shrubs, garden waste from vegetable gardens, and other compostable organic materials resulting from landscape pruning and maintenance as generated from residences. Branches or roots must be smaller than 4 inches in diameter. Branches and brush must be of a length to fit within the closed container. Household organic waste will also be accepted to include produce, baked goods, meat, bones, feathers, waxed cardboard, food soiled cardboard and paper. Organic waste does not include stumps, demolition wood, large amount of dirt, rocks, glass, plastics, metal, concrete, sheetrock, asphalt, or any other non-organic land clearing. Hauler will refuse service of any bin that contains non-complying substances.

Rates for bi-weekly service is \$7.50 per month. Add'l monthly \$6.75. Special Pickup= \$3.50.

Yard waste service provisions shown apply only in the following service area: **Thurston County** areas defined as Urban Growth Areas and major housing developments.

Following is a description of yard waste program (type of containers, frequency, etc.).

Voluntary curbside bi-weekly service in company provided 90-gallon container. Yard waste shall be understood to mean materials that consist of leaves, brush, tree trimmings, grass clippings, weeds, shrubs, garden waste from vegetable gardens, and other compostable organic materials resulting from landscape pruning and maintenance as generated from residences. Branches or roots must be smaller than 4 inches in diameter. Branches and brush must be of a length to fit within the closed container. Yard waste does not include stumps, demolition wood, large amount of dirt, rocks, glass, plastics, metal, concrete, sheetrock, asphalt, or any other non-organic land clearing debris nor any food or kitchen waste. Hauler will refuse service of any bin that contains non-complying substances.

Rates for bi-weekly service is \$7.50 per month. Add'l monthly \$6.75. Special Pickup= \$3.50.

Issued By: John Lloyd

Issue Date: November 16, 2007

Effective Date: January 1, 2008

(For Official Use Only)

FOR OFFICIAL USE ONLY

Docket: TG-072224

Agenda Date: Dec. 27, 2007

Effective Date: Jan. 1, 2008

APPENDIX I

Drop Box Transfer Station Operations and Rates

APPENDIX I

Drop Box Transfer Station Operations and Rates

LEWIS COUNTY SOLID WASTE UTILITY FACILITIES

Central Transfer Station
1411 S. Tower Ave., Centralia

Monday – Saturday, 7:30 a.m. to 5:30 p.m.

\$82 per ton, minimum charge is \$5 for 100 pounds or less

\$10 per appliance

\$3 per passenger tire without rim

\$8 per truck tire without rim

\$8 per computer monitor

\$2 per CPU

- Source-separated recycling available during transfer station hours for mixed waste paper, cardboard, aluminum cans, tin cans, brown glass, green glass and clear glass and on the first Saturday of the month for plastic bottles and jugs.
- Commingled recycling available for newspapers and magazines.

Lewis County Hazo Hut
1411 S. Tower Ave., Centralia

Every Wednesday, First & Third Saturday from 9:00 a.m. to 4:00 p.m.

- Free for residential customers.
- Small quantity generator customers must make an appointment and pay based on the materials they drop off.

East Lewis County Transfer Station
6745 U.S. Hwy 12

Monday – Saturday, 8:30 a.m. to 5:00 p.m.

\$82 per ton, minimum charge is \$5 for 100 pounds or less

\$10 per appliance

\$3 per passenger tire without rim

\$8 per truck tire without rim

- Commingled recycling available for newspapers, magazines, mixed waste paper, tin cans, aluminum cans, plastic bottles and jugs, cardboard milk and juice cartons.
- Source-separated recycling available for clear glass, brown glass and green glass.

Packwood Drop Box
12919 U.S. Hwy. 12

Saturdays, 8:00 a.m. to 4:00 p.m.

\$5 for one 32 gallon can

\$3.95 per can for 2 or more cans

\$29.60 per cubic yard

\$8 per bulky item

\$10 per appliance

\$3 per passenger tire without rim

\$8 per truck tire without rim

- Commingled recycling available for newspapers, magazines, mixed waste paper, tin cans, aluminum cans, plastic bottles and jugs, cardboard milk and juice cartons.
- Source-separated recycling available for clear glass, brown glass and green glass.

Onalaska Drop Box
201 Alexander Road

Saturdays, 8:00 a.m. to 4:00 p.m.

\$5 for one 32 gallon can

\$3.95 per can for 2 or more cans

\$29.60 per cubic yard

\$8 per bulky item

\$10 per appliance

\$3 per passenger tire without rim

\$8 per truck tire without rim

- Recycling available for source-separated clear glass, brown glass and green glass bottles and jars.

Winlock Drop Box
105 Winlock-Vader Road

Sundays, 8:00 a.m. to 4:00 p.m.

\$5 for one 32 gallon can

\$3.95 per can for 2 or more cans

\$29.60 per cubic yard

\$8 per bulky item

\$10 per appliance

\$3 per passenger tire without rim

\$8 per truck tire without rim

- Recycling available for source-separated clear glass, brown glass and green glass bottles and jars.

Toledo Drop Box
294 Toledo-Vader Road

Saturdays, 8:00 a.m. to 4:00 p.m.

\$5 for one 32 gallon can

\$3.95 per can for 2 or more cans

\$29.60 per cubic yard

\$8 per bulky item

\$10 per appliance

\$3 per passenger tire without rim

\$8 per truck tire without rim

- Recycling available for source-separated clear glass, brown glass and green glass bottles and jars.

APPENDIX J

Recycling Drop-off Opportunities

APPENDIX J

Recycling Drop-off Opportunities

KEY
 ♦ – accepts material
 F - charges for material
 \$ - pays for material

| | City | Hours | Phone | Newspaper | Ferrous Metal | Non-ferrous Metal | Antifreeze | Used Motor Oil | Lead Acid Batteries | Other |
|---------------------------|-----------|---|-------------------|-----------|---------------|-------------------|------------|----------------|---------------------|--|
| Schuck's Auto Parts | Centralia | M-Sat (8-8); Sun. (9-7) | (360) 330-5540 | | | | | ♦ | ♦ | |
| Brenda's Country Market | Onalaska | M-F (5-9:30); Sat, (6-9:30); Sun. (7-9:30) | (360) 978-4119 | ♦ | | | | | | |
| Country Car Care | Tenino | M-F (8-5) | (360) 264-5448 | | | | | ♦ | | Five gallon limit. |
| Fire Dist. #5 (Fire Hall) | Napavine | 7 days, 24 hrs. | (360) 262-3320 | | | | | ♦ | | For citizens who service their own personal vehicles. Absolutely no solvents, antifreeze, business waste, paint/thinner, gasoline, or degreasers (unless otherwise listed). On north side of building. |
| Jiffy Lube | Centralia | M-Sat (8-7), Sun. (8-5) | (360) 736-4345 | | | | | ♦ | | Do not take containers. |
| Mike's Auto Repair | Chehalis | M-F (8:30-5:30) | (360) 748-4250 | | | | | ♦ | | Five gallons of oil per customer; call ahead if have more. |
| S & S Mobile Salvage | | | (360) 736-7619 | | ♦ | ♦ | | | | Also take appliances, excluding refrigerators and freezers. |

Recycling Drop-off Opportunities (continued)

KEY
 ♦ – accepts material
 F - charges for material
 \$ - pays for material

| | City | Hours | Phone | Newspaper | Ferrous Metal | Non-ferrous Metal | Antifreeze | Used Motor Oil | Lead Acid Batteries | Other |
|---------------------------------------|-----------|--|-------------------|-----------|---------------|-------------------|------------|----------------|---------------------|---|
| Schuck's Auto | Centralia | 8-7 M-F; 9-6 Sun. | (509) 754-1332 | | | | | ♦ | ♦ | \$3 in-store credit for car batteries. Accept up to 12 gallons motor oil. |
| Staples, The Office Superstore | Chehalis | M-F (8-8), Sat. (9-7), Sun. (10-6) | (360) 748-3500 | | | | | | | Cell phone and equipment reuse/recycle; computers, monitors, desktop copiers, fax machines, and other peripherals (fee applies); electronics (not televisions); ink/toner cartridges; rechargeable batteries. |
| State Street Shop | Chehalis | 24 hour drop-off site | (360) 748-6061 | | | | | ♦ | | Five gallon limit. |
| Wal-mart Tire and Lube Express Center | Chehalis | M-Sat. (7-8), Sun. (8-7) | (360) 748-0948 | | | | | ♦ | | Also oil filters. Five gallons of oil and five filters per visit. |
| Winlock Auto Supply Carquest | Winlock | M-F (8-6), Sat.(8-5) | (360) 785-4488 | | | | | | ♦ | |

APPENDIX K

WUTC Cost Assessment Questionnaire

COST ASSESSMENT QUESTIONNAIRE

Please provide the information requested below:

PLAN PREPARED FOR THE COUNTY OF: Lewis

PLAN PREPARED FOR THE CITY OF: N/A

PREPARED BY: Susan Lampe/Jenny Bailey
Parametrix, Inc.
411 108th Ave. NE, Suite 1800
Bellevue, WA 98004-5571

CONTACT TELEPHONE: 425-458-6200 **DATE:** 03/04/08

DEFINITIONS

Please provide these definitions as used in the Solid Waste Management Plan and the Cost Assessment Questionnaire.

Throughout this document:

YR.1 shall refer to 2008

YR.3 shall refer to 2010

YR.6 shall refer to 2013

Year refers to (circle one) calendar (Jan 01 - Dec 31)
fiscal (Jul 01 - Jun 30)

1. DEMOGRAPHICS

To assess the generation, recycling and disposal rates of an area, it is necessary to have population data. This information is available from many sources (e.g., the State Data Book, County Business Patterns, or the State Office of Finance and Management).

1.1 Population

1.1.1 What is the total population of your County/City?

YR.1 75,166 **YR.3** 77,544 **YR.6** 79,723

1.1.2 For counties, what is the population of the area under your jurisdiction? (Exclude cities choosing to develop their own solid waste management system.)

No city in the county is completing its own plan.

YR.1 _____ **YR.3** _____ **YR.6** _____

1.2 References and Assumptions

Population figures were obtained from the *Washington State Office of Financial Management Population Projections 2000 to 2030* (medium). See page 2-1 of the SHWMP and <http://www.ofm.wa.gov/pop/gma/projections.asp>. Data for **2008**, **2010** and **2013** were extrapolated using straight-line increases between the 5-year estimates provided by OFM.

2. WASTE STREAM GENERATION

The following questions ask for total tons recycled and total tons disposed. Total tons disposed are those tons disposed of at a landfill, incinerator, transfer station or any other form of disposal you may be using. If other please identify.

2.1 Tonnage Recycled

2.1.1 Please provide the total tonnage recycled in the base year, and projections for years three and six.

YR.1 37,493 YR.3 39,503 YR.6 44,695

2.2 Tonnage Disposed

2.2.1 Please provide the total tonnage disposed in the base year, and projections for years three and six.

YR.1 67,323 YR.3 73,363 YR.6 83,006

2.3 References and Assumptions

See Table 2-4 of the SHWMP. Used numbers based on a 35 percent recycling rate. Data for **2008**, **2010** and **2013** were extrapolated using straight-line increases between the 5-year estimates in the table.

3. SYSTEM COMPONENT COSTS

This section asks questions specifically related to the types of programs currently in use and those recommended to be started. For each component (i.e., waste reduction, landfill, composting, etc.) please describe the anticipated costs of the program(s), the assumptions used in estimating the costs and the funding mechanisms to be used to pay for it. The heart of deriving a rate impact is to know what programs will be passed through to the collection rates, as opposed to being paid for through grants, bonds, taxes and the like.

3.1 Waste Reduction Programs

3.1.1 Please list the solid waste programs which have been implemented and those programs which are proposed. If these programs are defined in the SWM plan please provide the page number. (Attach additional sheets as necessary.)

See Attachment A.

WUTC Regulated Hauler Name Harold LeMay Enterprises
G-permit #98

RESIDENTIAL (includes non-regulated numbers)

of Customers

YR.1 10,818 **YR.3** Not available **YR.6** Not available

Tonnage Collected

YR.1 Not available **YR.3** Not available **YR.6** Not available

COMMERCIAL

of Customers

YR.1 1,308 **YR.3** Not available **YR.6** Not available

Tonnage Collected

YR.1 Not available **YR.3** Not available **YR.6** Not available

LeMay provided 2007 data which, for the purpose of this table, were assumed to be the same for 2008. The 2007 total tonnage collected by LeMay for Lewis County was 38,658 tons, which includes waste collected for both residential and commercial customers, as well as the Cities of Centralia and Morton.

3.3.2 Other (non-regulated) Solid Waste Collection Programs

Fill in the table below for other solid waste collection entities in your jurisdiction. (Make additional copies of this section as necessary to record all such entities in your jurisdiction.)

City of Centralia (Contracted to a LeMay Company)

RESIDENTIAL (includes non-regulated numbers)

of Customers

YR.1 3,504 **YR.3** Not available **YR.6** Not available

Tonnage Collected (see totals under Section 3.3.1 above)

YR.1 Not available **YR.3** Not available **YR.6** Not available

COMMERCIAL

of Customers

YR.1 653 **YR.3** Not available **YR.6** Not available

Tonnage Collected

YR.1 Not available **YR.3** Not available **YR.6** Not available

City of Chehalis (Contracted to Waste Connections)

RESIDENTIAL (includes non-regulated numbers)

of Customers

YR.1 2,096 **YR.3** 2,138 **YR.6** 2,203

| | | | | | |
|-------------------|--------------|-------------|--------------|-------------|--------------|
| Tonnage Collected | | | | | |
| YR.1 | <u>3,567</u> | YR.3 | <u>3,639</u> | YR.6 | <u>3,749</u> |
| COMMERCIAL | | | | | |
| # of Customers | | | | | |
| YR.1 | <u>492</u> | YR.3 | <u>502</u> | YR.6 | <u>517</u> |
| Tonnage Collected | | | | | |
| YR.1 | <u>4,978</u> | YR.3 | <u>5,078</u> | YR.6 | <u>5,232</u> |

Note: estimates for the City of Chehalis were provided by Waste Connections for 2007 only. Assumed 1% annual increase.

City of Morton (Contracted to a LeMay Company)

RESIDENTIAL (includes non-regulated numbers)

| | | | | | |
|-------------------|----------------------|-------------|----------------------|-------------|----------------------|
| # of Customers | | | | | |
| YR.1 | <u>327</u> | YR.3 | <u>Not available</u> | YR.6 | <u>Not available</u> |
| Tonnage Collected | | | | | |
| YR.1 | <u>Not available</u> | YR.3 | <u>Not available</u> | YR.6 | <u>Not available</u> |

City of Morton (Contracted to a LeMay Company) (continued)

COMMERCIAL

| | | | | | |
|-------------------|----------------------|-------------|----------------------|-------------|----------------------|
| # of Customers | | | | | |
| YR.1 | <u>95</u> | YR.3 | <u>Not available</u> | YR.6 | <u>Not available</u> |
| Tonnage Collected | | | | | |
| YR.1 | <u>Not available</u> | YR.3 | <u>Not available</u> | YR.6 | <u>Not available</u> |

City of Vader (Contracted to Community Waste & Recycling)

RESIDENTIAL (includes regulated numbers for Community Waste and Recycling)

| | | | | | |
|-------------------|------------|-------------|------------|-------------|------------|
| # of Customers | | | | | |
| YR.1 | <u>180</u> | YR.3 | <u>180</u> | YR.6 | <u>180</u> |
| Tonnage Collected | | | | | |
| YR.1 | <u>63</u> | YR.3 | <u>63</u> | YR.6 | <u>63</u> |

COMMERCIAL

| | | | | | |
|-------------------|----------|-------------|----------|-------------|----------|
| # of Customers | | | | | |
| YR.1 | <u>0</u> | YR.3 | <u>0</u> | YR.6 | <u>0</u> |
| Tonnage Collected | | | | | |
| YR.1 | <u>0</u> | YR.3 | <u>0</u> | YR.6 | <u>0</u> |

Information from other cities was not available.

3.4 Energy Recovery & Incineration (ER&I) Programs

(If you have more than one facility of this type, please copy this section to report them.)

There are no incinerators in the County permitted to receive offsite solid waste.

3.4.1 Complete the following for each facility:

Name: _____
Location: _____
Owner: _____
Operator: _____

3.4.2 What is the permitted capacity (tons/day) for the facility?

3.4.3 If the facility is not operating at capacity, what is the average daily throughput?

YR.1 _____ YR.3 _____ YR.6 _____

3.4.4 What quantity is estimated to be land filled which is either ash or cannot be processed.

YR.1 _____ YR.3 _____ YR.6 _____

3.4.5 What are the expected capital costs and operating costs, for ER&I programs (not including ash disposal expense)?

YR.1 _____ YR.3 _____ YR.6 _____

3.4.6 What are the expected costs of ash disposal?

YR.1 _____ YR.3 _____ YR.6 _____

3.4.7 Is ash disposal to be:

_____ on-site?
_____ in county?
_____ long-haul?

3.4.8 Please describe the funding mechanism(s) that will fund the costs of this component.

3.5 Land Disposal Program

There are no landfills in the County permitted to receive offsite wastes.

3.5.1 Provide the following information for each land disposal facility in your jurisdiction which receives garbage or refuse generated in the county.

Landfill Name: _____

Owner: _____

Operator: _____

3.5.2 Estimate the approximate tonnage disposed at the landfill by WUTC regulated haulers. If you do not have a scale and are unable to estimate tonnages, estimate using cubic yards, and indicate whether they are compacted or loose.¹

YR.1 _____ YR.3 _____ YR.6 _____

3.5.3 Using the same conversion factors applied in 3.5.2, please estimate the approximate tonnage disposed at the landfill by other contributors.

YR.1 _____ YR.3 _____ YR.6 _____

3.5.4 Provide the cost of operating (including capital acquisitions) each landfill in your jurisdiction. For any facility that is privately owned and operated, skip these questions.

YR.1 _____ YR.3 _____ YR.6 _____

3.5.5 Please describe the funding mechanism(s) that will defray the cost of this component.

3.6 Administration Program

3.6.1 What is the budgeted cost for administering the solid waste and recycling programs and what are the major funding sources.

See Chapter 8 and Table 8-2 of the SHWMP.

Budgeted Cost

YR.1 \$525,053 YR.3 \$535,861 YR.6 \$568,660

Funding Source

Tipping fees at the County's transfer stations and drop boxes fully fund administration costs.

YR.1 _____ YR.3 _____ YR.6 _____

¹ Compacted cubic yards will be converted at a standard 600 pounds per yard. Loose cubic yards will be converted at a standard 300 pounds per cubic yard. Please specify an alternative conversion ratio if one is presently in use in your jurisdiction.

3.6.2 Which cost components are included in these estimates?

Program administration costs include staff time and administrative items (copying, office needs, etc.). No program costs are included.

3.6.3 Please describe the funding mechanism(s) that will recover the cost of each component.

Tipping fees at transfer stations and drop boxes.

3.7 Other Programs

For each program in effect or planned which does not readily fall into one of the previously described categories please answer the following questions. (Make additional copies of this section as necessary.)

3.7.1 Describe the program, or provide a page number reference to the plan.

Household Hazardous Waste Program

3.7.2 Owner/Operator

Lewis County

3.7.3 Is WUTC Regulation Involved? If so, please explain the extent of involvement in section 3.8.

No

3.7.4 Please estimate the anticipated costs for this program, including capital and operating expenses.

YR.1 \$92,500 YR.3 \$101,981 YR.6 \$118,056

3.7.5 Please describe the funding mechanism(s) that will recover the cost of this component.

Tipping fees and Ecology CPG grants.

3.8 References and Assumptions (attach additional sheets as necessary)

4. FUNDING MECHANISMS

This section relates specifically to the funding mechanisms currently in use and the ones which will be implemented to incorporate the recommended programs in the draft plan. Because the way a program is funded directly relates to the costs a resident or commercial customer will have to pay, this section is crucial to the cost assessment process.

4.1 Funding Components

Please fill in each of the following tables as completely as possible.

Table 4-1. Facility Inventory

| Facility Name | Type of Facility | Tip Fee per Ton | Transfer Cost** | Transfer Station Location | Final Disposal Location | Total Tons Disposed | Total Revenue Generated (Tip Fee x Tons) |
|------------------------------------|-------------------------|------------------------|------------------------|------------------------------------|--------------------------------|----------------------------|---|
| Central Transfer Station | Transfer Station | \$82 | | Central Transfer Station | Roosevelt Regional Landfill | 61,000 | \$5,002,000 |
| East Lewis County Transfer Station | Transfer Station | \$82 | | East Lewis County Transfer Station | Roosevelt Regional Landfill | 7,600 | \$623,200 |
| Drop Boxes (per cy) | Drop Boxes | \$29.60 | | Central Transfer Station | Roosevelt Regional Landfill | 2,871 | \$85,000 |
| | | | | | | | |
| | | | | | | | |
| | | | | | | | |
| | | | | | | | |
| | | | | | | | |
| | | | | | | | |
| | | | | | | | |

Note: All costs and tonnages are for 2008.

Table 4-2. Tip Fee Components

| Tip Fee by Facility | Surcharge | City Tax | County Tax | Transportation Cost | Operational Cost | Administration Cost | Closure Costs |
|---|------------------|-----------------|-------------------|----------------------------|-------------------------|----------------------------|----------------------|
| Central Transfer Station \$82 | | NA | NA | | | | NA |
| East Lewis County Transfer Station \$82 | | NA | NA | | | | NA |
| Drop Boxes \$29.60 (per cy) | | | | | | | NA |
| | | | | | | | |
| | | | | | | | |
| | | | | | | | |
| | | | | | | | |
| | | | | | | | |
| | | | | | | | |

Note: The disposal district pays the City of Centralia a \$4/ton host fee.

Table 4-3. Funding Mechanism

| Name of Program Funding Mechanism will defray costs | Bond Name | Total Bond Debt | Bond Rate | Bond Due Date | Grant Name | Grant Amount | Tip Fee | Taxes | Other | Surcharge |
|--|----------------------|--------------------------------|----------------------|--------------------------|-----------------------|-------------------------|--------------------|--------------|--------------|------------------|
| Reduction | | | | | Ecology CPG | \$29,770 | \$49,730 | | | |
| Recycling | | | | | Ecology CPG | \$29,770 | \$49,730 | | | |
| Collection (NA) | | | | | | | | | | |
| ER&I (NA) | | | | | | | | | | |
| Transfer | | | | | | | \$5,576,000 | | | |
| Land Disposal (NA) | | | | | | | | | | |
| Administration | | | | | | | \$525,053 | | | |
| Other (HHW) | | | | | | \$57,350 | \$35,150 | | | |

Notes:

1. See Table 8-2 in the SHWMP for more detailed costs and analysis. The costs presented above do not present a complete breakdown of the Lewis County's solid waste budget.
2. All costs are from the 2008 Lewis County Budget.

Table 4-4. Tip Fee Forecast

| Tip Fee per Ton by Facility | Year One | Year Two | Year Three | Year Four | Year Five | Year Six |
|------------------------------------|-----------------|-----------------|-------------------|------------------|------------------|-----------------|
| Central Transfer Station | \$82 | \$82 | \$82 | \$82 | \$82 | \$82 |
| East Lewis County Transfer Station | \$82 | \$82 | \$82 | \$82 | \$82 | \$82 |
| Drop Boxes (per cy) | \$29.60 | \$29.60 | \$29.60 | \$29.60 | \$29.60 | \$29.60 |
| | | | | | | |
| | | | | | | |

4.2 Funding Mechanisms summary by percentage

In the following tables, please summarize the way programs will be funded in the key years. For each component, provide the expected percentage of the total cost met by each funding mechanism. (e.g. Waste Reduction may rely on tip fees, grants, and collection rates for funding). You would provide the estimated responsibility in the table as follows: Tip fees=10%; Grants=50%; Collection Rates=40%. The mechanisms must total 100%. If components can be classified as “other,” please note the programs and their appropriate mechanisms. Provide attachments as necessary.

Table 4-5. Funding Mechanism by Percentage

| Component | Year One | | | | | Total |
|-----------------|-----------|---------|--------|------------------------|---------|-------|
| | Tip Fee % | Grant % | Bond % | Collection Tax Rates % | Other % | |
| Waste Reduction | 63 | 37 | | | | 100% |
| Recycling | 63 | 37 | | | | 100% |
| Collection | NA | | | | | 100% |
| ER&I | NA | | | | | 100% |
| Transfer | 100 | | | | | 100% |
| Land Disposal | NA | | | | | 100% |
| Administration | NA | | | | | 100% |
| Other (HHW) | 38 | 62 | | | | 100% |

Table 4-6. Funding Mechanism by Percentage

| Component | Year Three | | | | | Total |
|-----------------|------------|---------|--------|------------------------|---------|-------|
| | Tip Fee % | Grant % | Bond % | Collection Tax Rates % | Other % | |
| Waste Reduction | 63 | 37 | | | | 100% |
| Recycling | 63 | 37 | | | | 100% |
| Collection | NA | | | | | 100% |
| ER&I | NA | | | | | 100% |
| Transfer | 100 | | | | | 100% |
| Land Disposal | NA | | | | | 100% |
| Administration | NA | | | | | 100% |
| Other (HHW) | 38 | 62 | | | | 100% |

Table 4-7. Funding Mechanism by Percentage

| Year Six | | | | | | |
|------------------|------------------|----------------|---------------|-------------------------------|----------------|--------------|
| Component | Tip Fee % | Grant % | Bond % | Collection Tax Rates % | Other % | Total |
| Waste Reduction | 63 | 37 | | | | 100% |
| Recycling | 63 | 37 | | | | 100% |
| Collection | NA | | | | | 100% |
| ER&I | NA | | | | | 100% |
| Transfer | 100 | | | | | 100% |
| Land Disposal | NA | | | | | 100% |
| Administration | NA | | | | | 100% |
| Other (HHW) | 38 | 62 | | | | 100% |

4.3 References and Assumptions

Please provide any support for the information you have provided. An annual budget or similar document would be helpful.

See all chapters of the SHWMP for more specific information on programs. Costs were obtained from Lewis County and presented in more detail in Chapter 8 and Table 8-2.

4.4 Surplus Funds

Please provide information about any surplus or saved funds that may support your operations.

ATTACHMENT A

Programs and Costs for Waste Reduction and Recycling

ATTACHMENT A

A-1. Six-Year Implementation Plan

| Recommendation | | Responsibility | Potential Cost | Potential Funding Source and Notes | Target Schedule |
|-------------------------|--|--|---|--|-----------------|
| WASTE REDUCTION* | | | | | |
| 4-1 | Continue waste reduction programs through the Master Recycler/Composter program, online resources, and community outreach. | Lewis County staff | \$50,000 / 0.75 FTE | Covered under \$296,257 CPG. | 2008 |
| 4-2 | Implement the business recognition and technical assistance program funded by the CPG. | Lewis County staff | \$2,000 / 0.5 FTE | Covered by \$1,500 CPG (plus \$500 match) | 2008 |
| RECYCLING* | | | | | |
| 4.3 | Monitor and expand RSA 1 service. | Lewis County staff with SWAC support | FTE included in Recommendation 4-1 | | 2008 |
| 4.4 | Expand curbside to selected areas of RSA-2. | Lewis County staff and haulers with SWAC support | FTE included in Recommendation 4-1 | | 2009 |
| 4.5 | Expand business participation in recycling. | Lewis County staff with assistance from city staff | \$1,000 to \$1,500 / FTE included in Recommendation 4-2 | Provide assistance to 40 businesses. Business recycling assistance typically cost between \$250 and \$500 per business, including labor. | 2008 |
| 4.6 | Renew business recognition program. | Lewis County staff with SWAC support | \$1,500 for brochure / FTE included in Recommendation 4-2 | Program funded in 4-2 | 2008 |
| 4.7 | Convene business roundtable through Chamber of Commerce. | Lewis County staff with support from Chamber of Commerce | \$1,000 to \$1,500 / 0.03 FTE | CPG or WSRA | 2009 |
| 4.8 | Promote and monitor glass drop-offs. | Lewis County staff | \$1,000 per year / 0.03 FTE | Includes promotion, monitoring, and assistance with hauling | 2009 |
| 4.9 | Improve signage and education for recycling drop-offs. | Lewis County staff | \$2,000 per year / 0.03 FTE | Funded through transfer station operating budget | 2008 |
| 4-10 | Monitor glass recycling markets in order to facilitate the best use of glass collected at recycling drop-offs. | Lewis County staff and haulers | FTE included in Recommendation 4-1 | | Ongoing |

A-1. Six-Year Implementation Plan (continued)

| | Recommendation | Responsibility | Potential Cost | Potential Funding Source and Notes | Target Schedule |
|--------------------|--|---|--|--|------------------------|
| 4-11 | Conduct a waste composition study to assess types and quantities of materials in the waste stream to guide future waste and recycling planning. | Lewis County staff | \$40,000 – \$60,000 / FTE included in 4-1 | Potential to share cost with adjacent county or participate in statewide study | 2010 |
| 4-12 | Expand the transfer station survey by adding questions about customers' access to garbage and recycling services customers at home as well as their zip codes. | Scale house attendants and Lewis County staff | Existing staff at facilities. | | 2008 |
| 4-13 | Implement a permanent textile collection program, building on the pilot program established at the CTS in 2007. | Lewis County staff | FTE included in Recommendation 4-1 | | 2009 |
| COMPOSTING* | | | | | |
| 4-14 | Initiate drop-off collection service for yard waste at the CTS and ELCTS as soon as the modifications to the bulkheads are completed. | Lewis County staff | Approximately \$460,000 for expansion at each transfer station. No additional staffing is anticipated. | General fund for facility modification costs | 2008 |
| 4-15 | Encourage residents to recycle food waste in their yard waste bins. | Lewis County staff and hauler | \$1,000 / FTE included in Recommendation 4-1 | Purchase advertisement with LeMay | 2008 |
| 4-16 | Continue and expand backyard composting programs, including the Master Recycler/Composter program and compost bin sales. | Lewis County staff | \$37,000 / 0.5 FTE | Included in organics component of CPG | 2008 |
| 4-17 | Raise awareness and provide incentives for yard waste collection sign ups. | Lewis County staff and hauler with SWAC support | \$1,000 to \$1,500 / FTE included in Recommendation 4-16 | These estimates apply to raising awareness for this program. Providing incentives could be evaluated in the future. | Provisional |
| 4-18 | Increase organics collection from businesses by targeting education and outreach to restaurants, grocery stores, schools, hospitals, and food-processing operations. | Lewis County staff and hauler with SWAC support | \$1,000 to \$1,500 / FTE included in Recommendation 4-2 | Provide education and outreach to 20 businesses. Business recycling assistance typically cost between \$250 and \$500 per business, including labor. | 2009 |
| 4-19 | Evaluate usage data for rural drop boxes for the feasibility of adding yard waste recycling there in the future. | Lewis County staff and drop box attendant | Existing staff at facilities. | | 2009 |

*The waste reduction, recycling, and composting options are estimated to require the equivalent of 1.84 FTE and between \$137,500 and \$159,000 program costs.

ATTACHMENT B

Background Calculations and Data for Costs

ATTACHMENT B
WUTC Cost Assessment

BACKGROUND CALCULATIONS

1.1 Population

From Table 2-1 of the Plan

| Year | Population |
|------|----------------------|
| 2000 | 68,600 |
| 2001 | 69,200 |
| 2002 | 69,800 |
| 2003 | 70,400 |
| 2004 | 71,000 |
| 2005 | 71,600 |
| 2006 | 72,789 |
| 2007 | 73,978 |
| 2008 | 75,166 year 1 |
| 2009 | 76,355 |
| 2010 | 77,544 year 3 |
| 2011 | 78,270 |
| 2012 | 78,996 |
| 2013 | 79,723 year 6 |
| 2014 | 80,449 |
| 2015 | 81,175 |

bold = reported in the plan

2.1 and 2.2 Tonnage Recycled and Disposed

From Table 2-4 of the Plan

| Year | Recycled | Disposed |
|------|---------------|----------------------|
| 2005 | 34,478 | 58,262 |
| 2006 | 35,483 | 61,282 |
| 2007 | 36,488 | 64,302 |
| 2008 | 37,493 | 67,323 year 1 |
| 2009 | 38,498 | 70,343 |
| 2010 | 39,503 | 73,363 year 3 |
| 2011 | 41,234 | 76,577 |
| 2012 | 42,965 | 79,792 |
| 2013 | 44,695 | 83,006 year 6 |
| 2014 | 46,426 | 86,221 |
| 2015 | 48,157 | 89,435 |

bold = reported in the plan