

## LEWIS COUNTY SOLID WASTE DISPOSAL DISTRICT #1 - AGENDA

### Regular Meeting

Meeting Date: Monday, January 23, 2023 Meeting Time 1:30 pm

Location: Hearing Room, Lewis County Courthouse, Chehalis, WA

- I. Call to Order
- II. Verification of a Quorum
- III. Approval of Minutes December 27, 2022 Special Meeting
- IV. Public Comment on any final-action items listed on this agenda
- V. Public Hearing
- VI. Board Measures and Proposals

### **Res 001-23 Election of Chair and Vice Chair for the Governing Board of Commissioners of the Lewis County Solid Waste Disposal District No. 1**

- VII. Transfer Station Operations
  - a. Community Litter Program Report
  - b. Transfer Station Tonnages
  - c. Recycling update
- VIII. Financial Reports
  - a. Monthly Reports December 2022
- IX. Miscellaneous Reports
- X. Approve Transfers from the Disposal District #1 Fund

|  |                   |
|--|-------------------|
| Total payment to Current Expense for Centralia Transfer Station              |                   |
| Facility Rent for the month of December.                                     | \$ -              |
| Total payment to Solid Waste Fund 401 for East Lewis County Transfer Station |                   |
| Facility Rent for the month of December.                                     | \$ -              |
| Total payment operational expenses to Solid Waste Fund 401                   | \$ 200,511        |
| Payment for hauling and disposal   | \$ 599,026        |
| Payment to City of Centralia for host fee                                    | \$ 16,750         |
| Payment to Department of Revenue for taxes                                   | \$ 22,027         |
| Professional Services & Supplies   | \$ -              |
| Payment for credit card fees (November & December)                           | \$ 11,201         |
| <b>Month of December 2022 Total</b>  | <b>\$ 849,515</b> |

- XI. Staff Discussion
  - a. Request for Qualifications for the Solid Waste Plan
  - b. Request for Proposal for Curbside Recycling Lid-Lift Audit & Cart Tagging and Multifamily Recycling Pilot Program
  - c. New Organics Management Law
- XII. Announcements
- XIII. Adjournment

**LEWIS COUNTY  
SOLID WASTE DISPOSAL DISTRICT #1  
MEETING**

Monday, January 23, 2023 at 1:30 pm

Lewis County is providing a virtual meeting option.  
Please see below:

**ONLINE:** Attend the meeting via Zoom Meeting at <https://zoom.us/j/93204847215>.  
The passcode is 161490.

**BY PHONE:** To attend by phone, call 888-475-4499.  
The meeting ID is 93204847215 and the passcode is 161490.

## LEWIS COUNTY SOLID WASTE DISPOSAL DISTRICT #1 - MINUTES

### Special Meeting

Meeting Date: Tuesday, December 27, 2022 Meeting Time 11:00 am

Location: Hearing Room, Lewis County Courthouse, Chehalis, WA


- I. Disposal District Commissioner Lindsey R. Pollock, DVM called the meeting to order at 11:00 am, Tuesday, December 27, 2022. Those in attendance:

|                         |   |
|-------------------------|---|
| Lindsey R. Pollock, DVM | Lewis County Commissioner                         |
| Scott J. Brummer        | Lewis County Commissioner                         |
| Josh Metcalf            | Lewis County Public Works Director                |
| Tina Hemphill           | Lewis County Public Works Deputy Director         |
| Rocky Lyon              | Lewis County Solid Waste Manager                  |
| Teri Lopez              | Lewis County Solid Waste Administrative Assistant |

- II. Quorum verified.
- III. Approve the minutes of the November 28, 2022 regular meeting.  
Motion by Lindsey R. Pollock, DVM and second by Scott J. Brummer. Motion carried.
- IV. Public Comment on any final-action items listed on this agenda – None.
- V. Public Hearing – None.
- VI. Board Measures and Proposals.  
**Res 006-22 Appointment of commissioner for the Governing Board of Commissioners of the Lewis County Solid Waste Disposal District No. 1**  
Motion by Lindsey R. Pollock, DVM and second by Scott J. Brummer. Motion carried.
- VII. Transfer Station Operations – Presented by Rocky Lyon, Solid Waste Manager.
- a. Community Litter Program Report – November.
- Litter program coordinator cleaned up 9 illegal dumpsites removing 4,960 pounds of garbage, 13 tires, 6 semi-truck tires and 1 TV.
  - The contracted roadside litter crew spent 40 hours cleaning 20 miles removing 2,360 pounds of litter.
  - Volunteers in Centralia and throughout Lewis County spent 50 hours removing 87 bags of litter.
  - Commissioner Brummer asked for more information regarding the litter clean up volunteers. Rocky explained about the Centralia Clean Team, the newly formed Chehalis Clean Team and the Winlock/Napavine group called WinVine Change Makers. Packwood/Randle/Morton have litter clean-up volunteers, as well, but statistics aren't always provided. Solid Waste provides the litter bags and litter pickers, then coordinates with the volunteers for the pickup of the collected litter.
  - Josh Metcalf commented that since Covid-19 protocols went into place the Transfer Station has been unable to put to use Lewis County inmates to assist with Litter pickup.
  - Commissioner Pollock suggested community service for litter pickup. Josh stated that several options are being discussed.
- b. Transfer Station Tonnage – November.  
Combined monthly tonnage was 7,048.  
YTD combined tonnage was 94,985 which was 91% of the updated estimated tonnage of 104,000.

- VIII. Financial Reports – Presented by Rocky Lyon, Solid Waste Manager.
- a. Monthly reports – November.
- Fund 415 revenue per the Paradigm scale report was \$1,291,378 and showed a net operating gain of \$298,174. The ending fund balance was \$3,903,846.
  - Fund 401 expenses.
    - Professional Services.
    - Recycling Program.
    - Litter Program.
    - Moderate Risk Waste Program.
- IX. Miscellaneous Reports – None.
- X. Approval of Transfers from Solid Waste Disposal District #1 to Lewis County Solid Waste Utility. Motion by Lindsey R. Pollock, DVM and second by Scott J. Brummer to approve payments and transfers in the amount of \$993,204 for the month of November. Motion carried.
- XI. Staff Discussion – Presented by Rocky Lyon, Solid Waste Manager.
- a. RFQ for the Solid Waste Plan.
- Responses were due 12/2/22.
  - One consultant team responded.
  - Internal meeting was had to discuss next steps.
  - Meeting to be scheduled with consultant for early January.
- b. RFP for Curbside Recycling Lid-Lift Audit & Cart Tagging and Multifamily Recycling Pilot Program.
- Responses were due 12/16/22.
  - No responses received.
  - Next steps will include reaching out to some known companies that have completed this type of project for other counties to see what all is involved.
  - Commissioner Brummer asked what the budget is for this project. Rocky responded that there is \$80,000 available in grant funds for this project.
- c. Paradigm Upgrade.
- Scheduled to take effect 02/01/2023.
  - New chip card readers to enable EMV compliance.
  - New contract negotiated with Point&Pay the third party vendor for card payments.
  - Solid Waste no longer responsible to collecting and paying credit card fees. This will now all be handled with the paradigm program with the fee money going directly to Point&Pay.
  - Card fees beginning 02/01/2023 will be \$2.00 per transaction. The public is being provided a 90 day notice.
- XII. Announcements – None.
- XIII. Adjournment – With no further business, Motion by Scott J. Brummer and second by Lindsey R. Pollock, DVM to adjourn the meeting at 11:32 am.

Respectfully submitted,



Teri Lopez  
Solid Waste Utility, Administrative Assistant

**BEFORE THE BOARD OF LEWIS COUNTY SOLID WASTE  
DISPOSAL DISTRICT NO. 1**

**IN THE MATTER OF:**

Election of Chair and Vice Chair for the Governing  
Board of Commissioners of the Lewis County Solid  
Waste Disposal District No. 1

Resolution No. 001-23

**WHEREAS**, sections 1.12 and 1.16 for the Bylaws of the Lewis County Solid Waste Disposal District No. 1 Governing Board of Commissioners (hereinafter referred to as the "Board") require the Election of a chair and vice chair of the Board; and

**WHEREAS**, an election having been held with each of the members of the Board having an equal vote; and

**WHEREAS**, it appears in the best interest to appoint Scott J. Brummer as Chair and Lindsey R. Pollock, DVM as Vice Chair of the Lewis County Solid Waste Disposal District No. 1 Governing Board of Commissioners.

**NOW, THEREFORE BE IT RESOLVED**, that Scott J. Brummer is hereby appointed as Chair and Lindsey R. Pollock, DVM as Vice Chair of the Lewis County Solid Waste Disposal District No. 1 Governing Board of Commissioners, effective immediately.

PASSED IN REGULAR SESSION this 23th day of January 2023.

ATTEST:

\_\_\_\_\_  
Josh Metcalf, Clerk of the Board

LEWIS COUNTY SOLID WASTE  
DISPOSAL DISTRICT NO. 1

\_\_\_\_\_  
Scott J. Brummer, Chair

\_\_\_\_\_  
Lindsey R. Pollock, DVM, Vice Chair

\_\_\_\_\_  
Sean D. Swope, Commissioner

# Solid Waste Utility #1

## Community Litter Cleanup Program Summary

### For the Month of December

#### **Lewis County Inmate Litter Crew (Program on Hold due to Covid)**

|  |      |
|--|------|
| Crew Hours                               | -    |
| Road Miles                               | -    |
| Weight (Pounds)                          | -    |
| Other Item Fees (TV, Tires & Appliances) | \$ - |
| Total Disposal Fees                      | \$ - |

#### **Illegal Dumpsites**

|  |           |
|--|-----------|
| Hours                                    | 26.50     |
| Dumpsites Cleaned                        | 7.00      |
| Weight (Pounds)                          | 2,140.00  |
| Other Item Fees (TV, Tires & Appliances) | \$ 78.00  |
| Total Disposal Fees                      | \$ 203.81 |

#### **Lewis County Contracted Litter Crew: Roadside**

|  |      |
|--|------|
| Crew Hours                               | -    |
| Road Miles                               | -    |
| Weight (Pounds)                          | -    |
| Other Item Fees (TV, Tires & Appliances) | \$ - |
| Total Disposal Fees                      | \$ - |

#### **Lewis County Contracted Litter Crew: Interchanges & Intersections**

|  |      |
|--|------|
| Crew Hours                               | -    |
| Weight (Pounds)                          | -    |
| Other Item Fees (TV, Tires & Appliances) | \$ - |
| Total Disposal Fees                      | \$ - |

#### **Volunteer Litter Clean-up**

|  |        |
|--|--------|
| Hours                                    | 42.00  |
| Weight (Pounds)                          | 720.00 |
| Bags Collected                           | 48.00  |
| Other Item Fees (TV, Tires & Appliances) | \$ -   |
| Total Disposal Fees                      | \$ -   |

*Totals may not foot due to rounding.*

# COMMUNITY LITTER CLEANUP PROGRAM 2022

|  | January   | February    | March     | April     | May       | June      | July      | August    | September | October   | November  | December  | YTD Totals  |
|--|-----------|-------------|-----------|-----------|-----------|-----------|-----------|-----------|-----------|-----------|-----------|-----------|-------------|
| <b>Lewis County Inmate Litter Crew</b>                                       |           |             |           |           |           |           |           |           |           |           |           |           |             |
| Supervisor Hours Litter  | -         | -           | -         | -         | -         | -         | -         | -         | -         | -         | -         | -         | -           |
| Supervisor Hours Illegal dumping   | -         | -           | -         | -         | -         | -         | -         | -         | -         | -         | -         | -         | -           |
| Road Miles   | -         | -           | -         | -         | -         | -         | -         | -         | -         | -         | -         | -         | -           |
| Crew Hours   | -         | -           | -         | -         | -         | -         | -         | -         | -         | -         | -         | -         | -           |
| Road side disposal weight  | -         | -           | -         | -         | -         | -         | -         | -         | -         | -         | -         | -         | -           |
| Disposal Fees  | \$ -      | \$ -        | \$ -      | \$ -      | \$ -      | \$ -      | \$ -      | \$ -      | \$ -      | \$ -      | \$ -      | \$ -      | \$ -        |
| <b>Illegal Dumpsites</b>   |           |             |           |           |           |           |           |           |           |           |           |           |             |
| Hours  | 42.00     | 47.50       | 52.00     | 49.00     | 43.50     | 41.50     | 29.00     | 46.50     | 32.50     | 40.50     | 38.00     | 26.50     | 488.50      |
| Dumpsites Cleaned  | 16.00     | 15.00       | 18.00     | 16.00     | 13.00     | 14.00     | 10.00     | 13.00     | 9.00      | 11.00     | 9.00      | 7.00      | 151.00      |
| Pounds   | 15,520.00 | 5,340.00    | 4,880.00  | 4,100.00  | 3,760.00  | 3,980.00  | 5,060.00  | 4,020.00  | 3,020.00  | 5,220.00  | 4,960.00  | 2,140.00  | 62,000.00   |
| Disposal Fees  | \$ 711.91 | \$ 1,278.63 | \$ 472.75 | \$ 378.73 | \$ 429.32 | \$ 399.32 | \$ 373.78 | \$ 476.72 | \$ 338.53 | \$ 474.67 | \$ 448.95 | \$ 203.81 | \$ 5,987.12 |
| <b>Lewis County Contracted Litter Crew: Roadside</b>                         |           |             |           |           |           |           |           |           |           |           |           |           |             |
| Team Hours   | -         | 32.00       | 16.00     | 64.00     | 32.00     | 64.00     | 32.00     | 80.00     | 64.00     | 56.00     | 40.00     | -         | 480.00      |
| Road Miles   | 42.00     | 20.00       | 7.00      | 33.00     | 14.50     | 23.50     | 21.80     | 56.50     | 48.50     | 28.50     | 20.00     | -         | 315.30      |
| Pounds of Litter Picked Up   | -         | 5,180.00    | 1,900.00  | 5,000.00  | 2,200.00  | 2,960.00  | 1,020.00  | 3,680.00  | 2,760.00  | 3,360.00  | 2,360.00  | -         | 30,420.00   |
| Disposal Fees  | \$ -      | \$ 276.62   | \$ 98.42  | \$ 258.99 | \$ 138.96 | \$ 178.33 | \$ 54.37  | \$ 250.62 | \$ 147.60 | \$ 269.05 | \$ 207.25 | \$ -      | \$ 1,880.21 |
| Roads Cleaned:   |           |             |           |           |           |           |           |           |           |           |           |           |             |
| <b>Lewis County Contracted Litter Crew: Interchanges &amp; Intersections</b> |           |             |           |           |           |           |           |           |           |           |           |           |             |
| Team Hours   | -         | -           | 64.00     | -         | 32.00     | 16.00     | -         | -         | -         | -         | -         | -         | 112.00      |
| Pounds of Litter Picked Up   | -         | -           | 8,740.00  | -         | 3,300.00  | 1,260.00  | -         | -         | -         | -         | -         | -         | 13,300.00   |
| Other Items Picked Up  | -         | -           | 7 Tires   | -         | -         | 1 TV      | -         | -         | -         | -         | -         | -         | -           |
| Disposal Fees  | \$ -      | \$ -        | \$ 487.74 | \$ -      | \$ 170.94 | \$ 65.27  | \$ -      | \$ -      | \$ -      | \$ -      | \$ -      | \$ -      | \$ 723.95   |
| Interchanges cleaned:  |           |             |           |           |           |           |           |           |           |           |           |           |             |
| <b>Volunteer Litter Clean-up Work</b>  |           |             |           |           |           |           |           |           |           |           |           |           |             |
| Hours  | 62.00     | 75.50       | 144.50    | 139.50    | 121.50    | 132.00    | 70.50     | 97.50     | 76.75     | 37.00     | 50.00     | 42.00     | 1,048.75    |
| Pounds of Litter Picked Up   | 1,832.00  | 1,440.00    | 3,330.00  | 2,745.00  | 3,315.00  | 2,580.00  | 1,410.00  | 1,395.00  | 1,418.00  | 1,005.00  | 1,305.00  | 720.00    | 22,495.00   |
| Bags Collected   | 131.00    | 96.00       | 225.00    | 183.00    | 221.00    | 172.00    | 94.00     | 93.00     | 95.00     | 67.00     | 87.00     | 48.00     | 1,512.00    |
| Disposal Fees  | \$ 21.12  | \$ 15.00    | \$ -      | \$ -      | \$ -      | \$ -      | \$ -      | \$ -      | \$ -      | \$ -      | \$ -      | \$ -      | \$ 36.12    |

Centralia Volunteers: 21 groups, 48 bags, 720 pounds, 42 hours

Chehalis Volunteers: None reported for December

Lewis County Volunteers: None reported for December

Lewis County Drug Court:

Litter Clean-up Events:

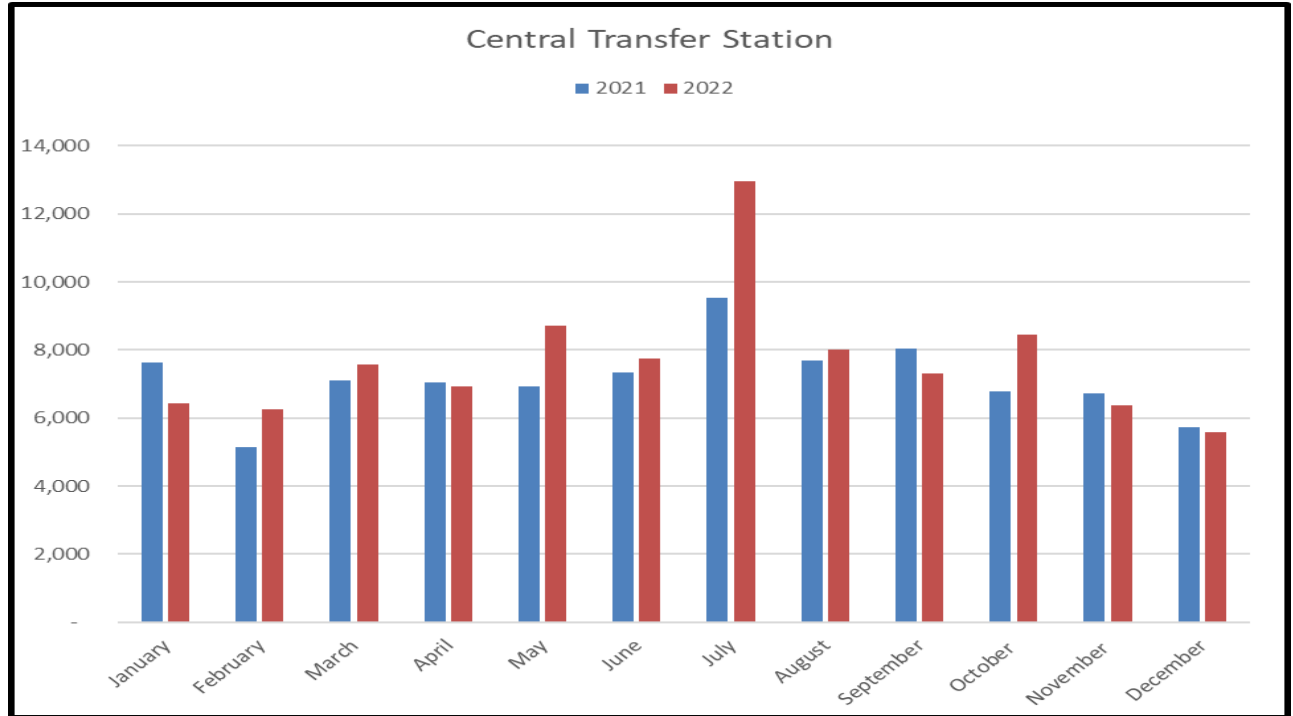
| Homeless Encampment Clean up   |
|--|
| The contractor cleaned up 10 homeless encampments near Hayes Lake and Plummers Lake in Centralia. The team spent 84 hours, cleaning up 9.69 tons of garbage, old furniture and other miscellaneous debris. |

| Illegal Dumpsites cleaned |        |               |            |            |
|---------------------------|--------|---------------|------------|------------|
| Road & Mile Post          | Pounds | Other         | Other Fees | # of Sites |
| Halliday Rd MP 1.5        | 200    | 2 Tires       | \$ 10.00   | 1          |
| Jackson Hwy MP 3          | 480    | 3 Tires, 1 TV | \$ 40.00   | 1          |
| Chafty Rd MP 1            | 320    |               | \$ -       | 1          |
| North Fork Rd MP 5        | 360    |               | \$ -       | 1          |
| Salzer Valley Rd MP 1     | 400    |               | \$ -       | 1          |
| Lepisto Rd MP 1           | 140    | 1 Tire        | \$ 5.00    | 1          |
| Mandy Rd MP 3             | 240    | 1 Fridge      | \$ 23.00   | 1          |
|                           | 2140   |               | \$ 78.00   | 7          |

Totals may not foot due to rounding.

## LEWIS COUNTY SOLID WASTE UTILITY - TONNAGES

| Month                | Central Transfer Station |               |            |
|----------------------|--------------------------|---------------|------------|
|                      | 2021                     | 2022          | Difference |
| January              | 7,635                    | 6,442         | (1,193)    |
| February             | 5,156                    | 6,265         | 1,109      |
| March                | 7,091                    | 7,574         | 483        |
| April                | 7,033                    | 6,921         | (112)      |
| May                  | 6,940                    | 8,716         | 1,776      |
| June                 | 7,339                    | 7,734         | 395        |
| July                 | 9,522                    | 12,966        | 3,444      |
| August               | 7,687                    | 8,014         | 327        |
| September            | 8,034                    | 7,303         | (731)      |
| October              | 6,771                    | 8,448         | 1,677      |
| November             | 6,729                    | 6,360         | (369)      |
| December             | 5,728                    | 5,587         | (141)      |
| <b>Total Tonnage</b> | <b>85,665</b>            | <b>92,328</b> |            |

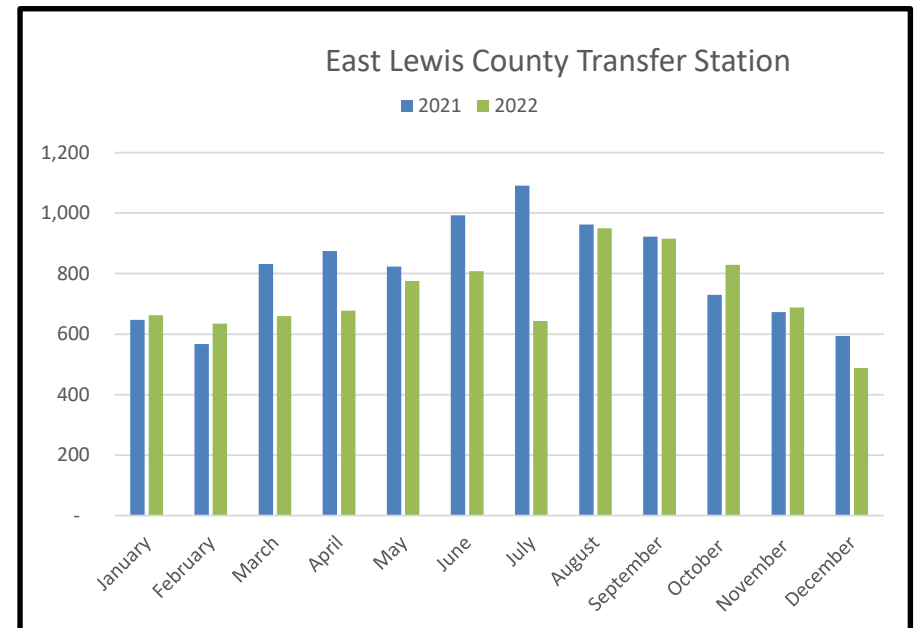


| Month                | East Lewis County |              |            |
|----------------------|-------------------|--------------|------------|
|                      | 2021              | 2022         | Difference |
| January              | 647               | 663          | 16         |
| February             | 567               | 635          | 68         |
| March                | 832               | 659          | (173)      |
| April                | 874               | 678          | (196)      |
| May                  | 823               | 776          | (47)       |
| June                 | 992               | 808          | (184)      |
| July                 | 1,091             | 643          | (448)      |
| August               | 962               | 950          | (12)       |
| September            | 922               | 916          | (6)        |
| October              | 730               | 829          | 99         |
| November             | 673               | 688          | 15         |
| December             | 594               | 488          | (106)      |
| <b>Total Tonnage</b> | <b>9,707</b>      | <b>8,732</b> |            |

| 2022 Total     |
|----------------|
| 7,104          |
| 6,899          |
| 8,233          |
| 7,598          |
| 9,492          |
| 8,542          |
| 13,609         |
| 8,964          |
| 8,219          |
| 9,277          |
| 7,048          |
| 6,075          |
| <b>101,060</b> |

**2022  
Estimated  
Tonnage:  
104,000**

Actual  
Tonnage/  
Estimated  
Tonnage  
**97%**





# Solid Waste Disposal District #1

## Fund 415 Monthly Report

### December 2022

|                                   |    |                  |
|-----------------------------------|----|------------------|
| <b>Beginning Fund 415 Balance</b> | \$ | <b>3,903,846</b> |
|-----------------------------------|----|------------------|

**Revenue:**

|                                 |              |                          |
|---------------------------------|--------------|--------------------------|
| SW Sales & Services             | 709,647      | 63.02%                   |
| Late Fees                       | 140          | 0.01%                    |
| Accounts Receivable             | 410,594      |                          |
| Over/Short                      | (8)          | 0.00%                    |
| Recycling/Miscellaneous Revenue | <u>5,685</u> | 0.50%                    |
| <b>Total Revenue</b>            |              | <b>1,126,058 100.00%</b> |

**Expenses:**

|                                     |                |                               |
|-------------------------------------|----------------|-------------------------------|
| Business & Occupational Service Tax | 12,158         | 1.43%                         |
| Refuse Tax                          | 9,869          | 1.16%                         |
| Professional Services & Supplies    | -              | 0.00%                         |
| Building/Facility Rent              | -              | 0.00%                         |
| Hauling & Disposal                  | 599,026        | 70.51%                        |
| Credit Card Fees                    | 11,201         | 1.32%                         |
| Host Fee                            | 16,750         | 1.97%                         |
| Monthly Payment to Fund 401         | <u>200,511</u> | 23.60%                        |
| <b>Total Expenses</b>               |                | <b><u>849,515</u> 100.00%</b> |

|                           |  |                       |
|---------------------------|--|-----------------------|
| <b>Net Operating Gain</b> |  | <b><u>276,543</u></b> |
|---------------------------|--|-----------------------|

|                            |    |                                |
|----------------------------|----|--------------------------------|
| <b>Ending Fund Balance</b> | \$ | <b><u><u>4,180,389</u></u></b> |
|----------------------------|----|--------------------------------|

*Landfill Closure Reserve 287,993*

*Note: Following page 10 shows detailed listing of monthly transfer.*

*Incurred expenses were calculated based on our reported out-bound tonnage.*

*This interim report is unaudited and intended for management purposes only. Totals may not foot due to rounding*

**SOLID WASTE DISPOSAL DISTRICT FUND 415  
2022**

**100% OF YEAR ELAPSED**

|                                  | January   | February  | March   | April   | May     | June    | July    | August  | September | October | November  | December  | Yearend | YTD TOTALS | BUDGET     | % YTD/Budget |
|----------------------------------|-----------|-----------|---------|---------|---------|---------|---------|---------|-----------|---------|-----------|-----------|---------|------------|------------|--------------|
| <b>Revenue:</b>                  |           |           |         |         |         |         |         |         |           |         |           |           |         |            |            |              |
| SW Sales & Services              | 268,875   | 306,980   | 821,192 | 782,138 | 832,021 | 907,993 | 987,574 | 986,780 | 955,954   | 953,343 | 1,291,265 | 709,647   |         | 9,803,761  | 10,600,000 | 92.49%       |
| Late Fees paid by Customers      | 220       | 65        | 170     | 205     | 110     | 160     | 40      | 40      | 70        | 145     | 100       | 140       |         | 1,465      | 1,000      | 146.50%      |
| Accounts Receivable              | -         | -         | -       | -       | -       | -       | -       | -       | -         | -       | -         | 410,594   |         | 410,594    | -          | -            |
| Over/Short                       | (12)      | (3)       | (129)   | (27)    | (31)    | (39)    | 24      | (74)    | 98        | 0       | 13        | (8)       |         | (188)      | -          | -            |
| Recycling/Misc. Revenue          | -         | 9,645     | -       | 16,645  | 15,500  | 13,191  | 1,010   | 718     | 14,850    | 4,608   | -         | 5,685     |         | 81,852     | 80,000     | 102.31%      |
|                                  | 269,083   | 316,687   | 821,232 | 798,961 | 847,600 | 921,305 | 988,648 | 987,463 | 970,972   | 958,096 | 1,291,378 | 1,126,058 |         | 10,297,484 | 10,681,000 | 96.41%       |
| <b>Expenses:</b>                 |           |           |         |         |         |         |         |         |           |         |           |           |         |            |            |              |
| Credit Card Fees                 | 5,338     | 5,602     | 5,945   | 7,884   | 7,455   | 7,910   | 8,837   | 7,915   | 7,741     | 6,939   | -         | 11,201    |         | 82,766     | 85,000     | 97.37%       |
| Refuse Tax                       | 12,106    | 11,926    | 13,380  | 13,430  | 14,024  | 15,069  | 32,192  | 15,897  | 15,829    | 15,258  | 11,473    | 9,869     |         | 180,453    | -          | -            |
| Business & Occupation Tax        | 13,005    | 12,938    | 14,798  | 15,045  | 17,386  | 16,464  | 24,759  | 17,786  | 16,656    | 14,841  | 12,969    | 12,158    |         | 188,805    | 186,918    | 101.01%      |
| Professional Services            | -         | -         | -       | -       | -       | -       | -       | -       | -         | -       | -         | -         |         | -          | 3,500      | 0.00%        |
| *Building/Facility Rent          | 52,859    | 52,859    | 52,859  | 52,859  | 52,859  | 52,859  | 52,859  | 52,859  | 52,859    | 52,859  | 105,718   | -         |         | 634,308    | 634,308    | 100.00%      |
| Hauling / Disposal               | 113,355   | 444,986   | 360,926 | 404,522 | 291,369 | 354,426 | 419,234 | 473,343 | 775,236   | 341,935 | 590,591   | 599,026   |         | 5,168,950  | 5,520,424  | 93.63%       |
| Host Fee                         | 16,750    | 16,750    | 16,750  | 16,750  | 16,750  | 16,750  | 16,750  | 16,750  | 16,750    | 16,750  | 16,750    | 16,750    |         | 201,000    | 201,000    | 100.00%      |
| Utility Fund Contracted Services | 216,574   | 221,743   | 204,571 | 171,669 | 204,739 | 463,243 | 194,504 | 167,972 | 259,536   | 212,353 | 255,703   | 200,511   |         | 2,773,118  | 3,067,682  | 90.40%       |
|                                  | 429,987   | 766,804   | 669,229 | 682,159 | 604,582 | 926,721 | 749,135 | 752,522 | 1,144,607 | 660,935 | 993,204   | 849,515   |         | 9,229,400  | 9,698,832  | 95.16%       |
| <b>Net Operating Income</b>      | (160,904) | (450,117) | 152,004 | 116,802 | 243,018 | (5,416) | 239,513 | 234,942 | (173,635) | 297,161 | 298,174   | 276,543   |         | 1,068,084  |            |              |

Totals may not foot due to rounding.

**This spreadsheet is intended to compare the Solid Waste Disposal District YTD totals to the Solid Waste Disposal District budget.  
Fund 415 balance can be found on the Solid Waste Disposal District monthly report.**

**\*Breakdown of building/facility rent:** CTS monthly rent is \$51,000 and the ELCTS monthly rent is \$1859. CTS monthly rent payment increased from \$38,700 to \$51,000 in January 2010. \$38,700 goes toward a bond payment and \$12,300 is reserved in Solid Waste Fund 401 for capital improvements. Per BOCC Resolution #19-292, when the bond is fully paid in December 2024, the entire \$51,000 payment will be reserved in the Solid Waste capital improvement reserve.

# Solid Waste Utility Fund

## 401 Monthly Report

### December 2022

#### Revenue:

|                                  |         |        |
|----------------------------------|---------|--------|
| Grants                           | 77,979  | 24.73% |
| Reimbursement for Litter Program | 36,791  | 11.67% |
| Misc Revenue                     | -       | 0.00%  |
| Insurance Recovery               | -       | 0.00%  |
| Rent From Disposal District      | -       | 0.00%  |
| Payment From Disposal District   | 200,511 | 63.60% |

|                      |                |                |
|----------------------|----------------|----------------|
| <b>Total Revenue</b> | <b>315,281</b> | <b>100.00%</b> |
|----------------------|----------------|----------------|

#### Expenses:

|                                    |         |        |
|------------------------------------|---------|--------|
| Admin & Transfer Station Programs  |         |        |
| Salaries & Fringe Benefits         | 119,167 | 37.80% |
| Supplies / Small Tools / Equipment | 4,653   | 1.48%  |
| Fuel Consumed                      | 14,931  | 4.74%  |
| Professional Services              | 18,230  | 5.78%  |
| Utilities                          | 4,784   | 1.52%  |
| Miscellaneous                      | 465     | 0.15%  |
| Equipment Rental                   | 558     | 0.18%  |
| ER&R Interfund                     | 17,528  | 5.56%  |
| Interfund                          | 17,506  | 5.55%  |
| Crane & Site Maintenance           | 7,730   | 2.45%  |
| Training / Travel / Subscription   | -       | 0.00%  |
| Recycling Program                  | 54,588  | 17.31% |
| Litter Program                     | 9,727   | 3.09%  |
| Code Compliance Program            | 25,000  | 7.93%  |
| Nuisance Abatement                 | -       | 0.00%  |
| Landfill Closure Program           | 4,488   | 1.42%  |
| Moderate Risk Waste Program        | 15,926  | 5.05%  |
| Capital Improvements               | -       | 0.00%  |

|                       |                |                |
|-----------------------|----------------|----------------|
| <b>Total Expenses</b> | <b>315,281</b> | <b>100.00%</b> |
|-----------------------|----------------|----------------|

|                      |   |  |
|----------------------|---|--|
| NET OPERATING INCOME | - |  |
|----------------------|---|--|

|                                    |                |  |
|------------------------------------|----------------|--|
| Code Compliance/Nuisance Abatement | 114,876        |  |
| Crane Reserve (2022)               | 85,699         |  |
| Capital Reserve (2010 to 2021)     | <u>600,654</u> |  |

|                              |                |  |
|------------------------------|----------------|--|
| <b>Total Reserve Balance</b> | <b>801,229</b> |  |
|------------------------------|----------------|--|

**SOLID WASTE UTILITY FUND 401**  
**2022**

**100% OF YEAR ELAPSED**

|                                  | January | February | March   | April   | May     | June    | July    | August  | September | October | November | December | Yearend | YTD TOTALS | BUDGET    | % YTD/Budget |
|----------------------------------|---------|----------|---------|---------|---------|---------|---------|---------|-----------|---------|----------|----------|---------|------------|-----------|--------------|
| <b>Revenue:</b>                  |         |          |         |         |         |         |         |         |           |         |          |          |         |            |           |              |
| WRRED & LSWFA Grant              | -       | -        | -       | -       | 13,736  | -       | -       | 41,776  | -         | -       | 34,636   | 65,891   |         | 156,039    | 183,328   | 85.11%       |
| Litter Grant                     | -       | -        | -       | -       | 41,421  | -       | -       | 29,352  | -         | 15,250  | -        | 12,088   |         | 98,111     | 88,850    | 110.42%      |
| Rent From Disposal District      | 1,859   | 1,859    | 1,859   | 1,859   | 1,859   | 1,859   | 1,859   | 1,859   | 1,859     | 1,859   | 3,718    | -        |         | 22,308     | 22,308    | 100.00%      |
| Misc. Revenue                    | -       | -        | -       | -       | -       | -       | -       | -       | -         | -       | -        | -        |         | -          | 400       | 0.00%        |
| Insurance Recovery               | -       | -        | -       | -       | -       | -       | -       | -       | 20,000    | -       | -        | -        |         | 20,000     | -         | -            |
| Reimbursement from Litter Crew   | -       | -        | -       | 16,063  | -       | -       | 69,097  | -       | -         | -       | 59,460   | 36,791   |         | 181,411    | 181,411   | 100.00%      |
| Payment From Disposal District   | 216,574 | 221,743  | 204,571 | 171,669 | 204,739 | 463,243 | 194,504 | 167,972 | 259,536   | 212,353 | 255,703  | 200,511  |         | 2,773,118  | 3,067,682 | 90.40%       |
|                                  | 218,433 | 223,602  | 206,430 | 189,591 | 261,755 | 465,102 | 265,460 | 240,959 | 281,395   | 229,462 | 353,517  | 315,281  |         | 3,250,987  | 3,543,979 | 91.73%       |
| <b>Expenses:</b>                 |         |          |         |         |         |         |         |         |           |         |          |          |         |            |           |              |
| Salary & Benefits                | 124,883 | 124,811  | 115,668 | 118,970 | 123,202 | 123,808 | 118,252 | 118,252 | 124,610   | 116,647 | 130,732  | 119,167  |         | 1,459,001  | 1,496,710 | 97.48%       |
| Supplies/Small Tools & Equipment | 3,284   | 1,689    | 2,341   | 2,589   | 4,763   | 2,349   | 4,021   | 6,450   | 7,618     | 1,822   | 11,330   | 4,653    |         | 52,909     | 60,500    | 87.45%       |
| Fuel Consumed                    | -       | 51       | 59      | -       | 155     | 19,657  | 170     | 13,855  | -         | 75      | 11,351   | 14,931   |         | 60,305     | 75,500    | 79.87%       |
| Professional Services            | 12,694  | 44,062   | 22,273  | 5,212   | 11,064  | 26,976  | 49,271  | 11,995  | 18,674    | 16,894  | 16,451   | 18,230   |         | 253,797    | 251,184   | 101.04%      |
| Utilities                        | 292     | 2,036    | 2,430   | 1,996   | 1,957   | 2,084   | 1,763   | 1,859   | 2,460     | 2,820   | 3,569    | 4,784    |         | 28,049     | 34,000    | 82.50%       |
| Miscellaneous                    | 1,513   | 515      | 2,045   | 65      | 65      | 617     | 65      | 351     | 65        | 10,404  | 600      | 465      |         | 16,770     | 16,238    | 103.28%      |
| Equipment Rental                 | 285     | -        | -       | 3,576   | 300     | 3,162   | 300     | 5,055   | 600       | 1,045   | 558      |          |         | 15,181     | 15,240    | 99.61%       |
| Equipment Rental Interfund       | -       | -        | -       | -       | -       | 107,208 | 17,528  | 17,528  | 18,548    | 17,528  | 1,020    | 17,528   |         | 196,888    | 214,416   | 91.83%       |
| Interfund                        | -       | -        | -       | -       | -       | 75,758  | 5,854   | -       | 13,554    | -       | 42,822   | 17,506   |         | 155,493    | 156,808   | 99.16%       |
| Crane & Site Maintenance         | -       | 10,738   | 1,156   | 137     | 36,094  | 25,134  | 1,489   | 5,975   | 6,543     | 124     | 6,669    | 7,730    |         | 101,788    | 214,000   | 47.56%       |
| Training & Travel                | -       | -        | -       | -       | 300     | 52      | 320     | -       | -         | -       | -        | -        |         | 672        | 1,553     | 43.27%       |
| Recycling Program                | 9,163   | 11,470   | 10,040  | 12,044  | 16,132  | 14,919  | 19,285  | 13,187  | 12,260    | 13,450  | 29,661   | 54,588   |         | 216,197    | 206,303   | 104.80%      |
| Landfill Closure                 | 1,442   | 1,674    | 3,264   | 2,398   | 6,959   | 2,697   | 1,639   | 10,061  | 3,776     | 6,844   | 15,391   | 4,488    |         | 60,633     | 113,804   | 53.28%       |
| Code Compliance Support          | -       | -        | -       | -       | -       | -       | -       | -       | 25,000    | -       | 50,000   | 25,000   |         | 100,000    | 100,000   | 100.00%      |
| Nuisance Abatement               | -       | -        | -       | -       | -       | -       | -       | -       | -         | -       | -        | -        |         | -          | -         | 0.00%        |
| Litter Program                   | 6,769   | 12,968   | 37,747  | 30,824  | 30,828  | 36,208  | 20,918  | 29,854  | 29,735    | 23,966  | 19,212   | 9,727    |         | 288,756    | 280,361   | 102.99%      |
| Moderate Risk Waste              | 8,109   | 13,588   | 9,407   | 11,780  | 9,396   | 11,636  | 24,585  | 11,292  | 13,498    | 18,288  | 13,664   | 15,926   |         | 161,167    | 168,745   | 95.51%       |
| Capital Improvements/Repairs     | -       | -        | -       | -       | 20,540  | 12,837  | -       | -       | -         | -       | -        | -        |         | 33,377     | 83,400    | 40.02%       |
|                                  | 168,433 | 223,602  | 206,430 | 189,591 | 261,755 | 465,102 | 265,460 | 240,959 | 281,395   | 229,462 | 353,517  | 315,281  |         | 3,200,983  | 3,488,762 | 91.75%       |
| <b>Net Operating Income/Loss</b> | 50,000  | -        | -       | -       | -       | -       | -       | -       | -         | -       | -        | -        |         | 50,000     |           |              |

CRANE RESERVE  
PAYMENT

Notes: Totals may not foot due to rounding.

This sheet is intended to compare Solid Waste Utility YTD to the Solid Waste Utility Budget. Fund 401 reserve balances can be found on the Solid Waste Utility report.