



Styrofoam Recycling



April 21, 10 a.m.-2 p.m. at Centralia College
April 22, 7:30 a.m.-5:30 p.m. Central Transfer Station

Styrofoam must be clean, dry, free of all tape and labels. *Items that do not comply cannot be accepted.*

Steps to Recycle Your Styrofoam:

1. Identify your Styrofoam

- Look for the #6 Recycling Symbol or EPS inside the symbol.
- If you are unsure, bend the material. It should break, and you will notice individual beads of Styrofoam.


2. Make sure Styrofoam is clean, dry and free of all tapes and labels. If not, please discard.

3. Place Styrofoam Recycling in clear bags, or place in bag at event.


- ***Black or opaque bags cannot be accepted.***

4. Bring Styrofoam to Recycling Event during hours listed.


Yes/Accepted




Clean Styrofoam



Clean Styrofoam
Sheets



Clean Styrofoam
Shipping Coolers



Clean Takeout
Containers

This event is **Unable To Accept** foil covered Styrofoam, spray-in Styrofoam, Insta-Pak foam, blue or pink installation foam, hot tub covers or Styrofoam peanuts (Please find re-use opportunities for peanuts at local shipping companies!)